NOTE:
CONTRACTOR TO VERIFY LOCATION, PIPE TYPE, AND ELEVATION OF EXISTING WATER LINE PRIOR TO CONSTRUCTION.

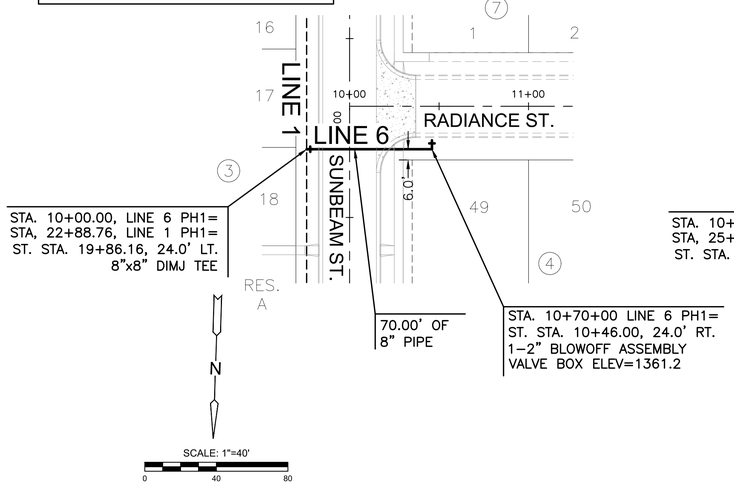


PLAN WTR LINE 6 PH1

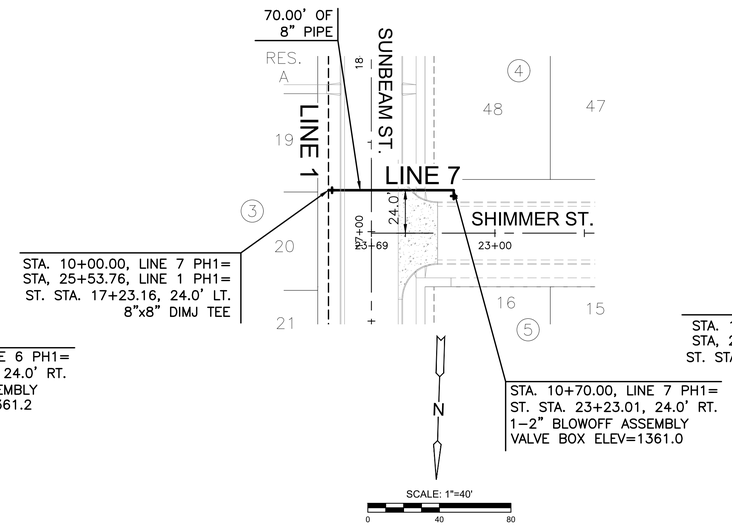


PLAN WTR LINE 7 PH1

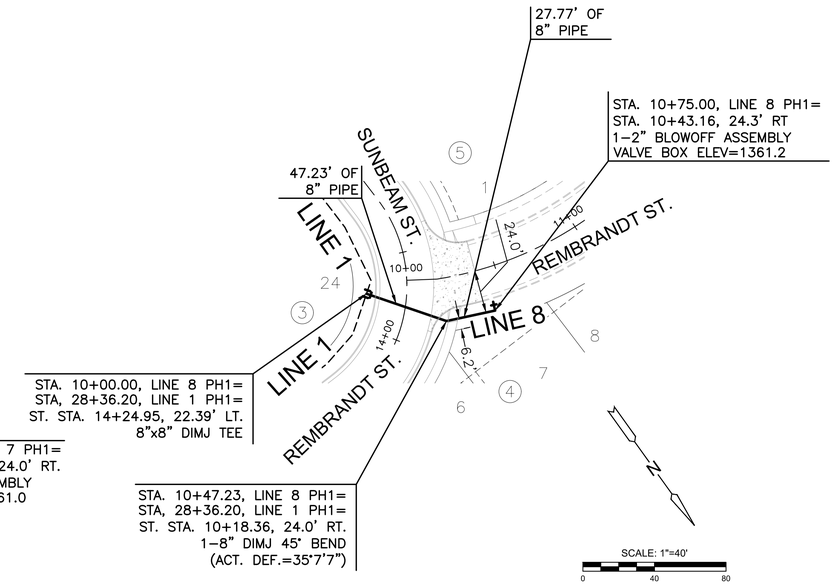


PLAN WTR LINE 8 PH1

PROFILE WTR LINE 6 PH1

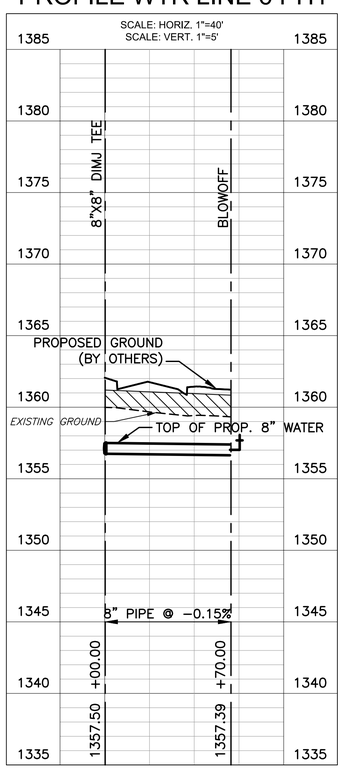


PROFILE WTR LINE 7 PH1

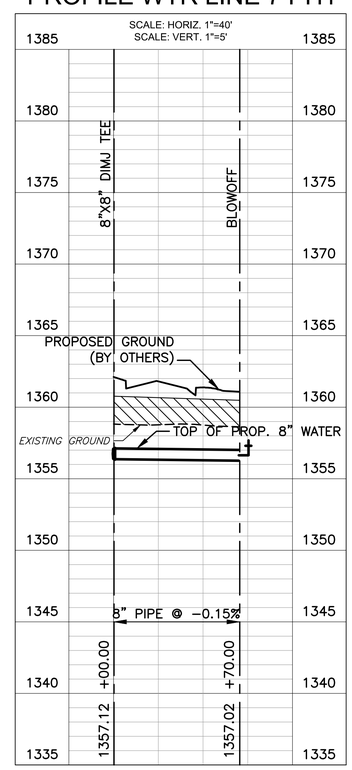


PROFILE WTR LINE 8 PH1

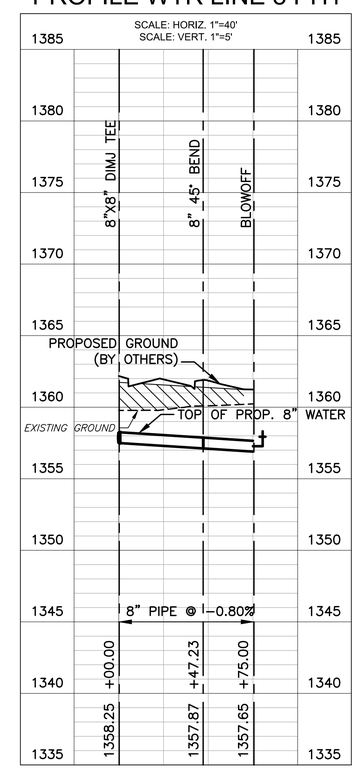


J:\PROJECTS\2025\250101\400_ARTISTIC BUILDERS_ARVADA 2ND ADD\00 CAD\SHTS\05 CIV\LI\WTR\250400_C-206-W01.DWG

PLOTTED: Tuesday, March 17, 2026 @ 04:43PM

MKEC
Wichita, KS • 316.684.9600

SCOTT PRESTON LANE
24423
KANSAS
PROFESSIONAL ENGINEER
3/17/26

WATER DISTRIBUTION SYSTEM FOR

# ARVADA SECOND ADDITION

PHASE 1

WATER LINE
5, 6, & 7

| PROJECT NO. | |
|---|---|
| | 448-2026-001085 |
| SCALE | VERT: 1"=5'<br>HORIZ: 1"=40' |

| DRAWN | DESIGNED | CHECKED |
|---|---|---|
| RMH | DFL | SPE |

| NO. | REVISION | DATE |
|---|---|---|
| 0 | ISSUED FOR CONSTRUCTION | 03/17/26 |

SHEET NO.
C-206-W01
7 OF 22

©2026 MKEC ENGINEERING, INC. ALL RIGHTS RESERVED WWW.MKEC.COM. THESE DRAWINGS AND THEIR CONTENTS, INCLUDING, BUT NOT LIMITED TO, ALL CONCEPTS, DESIGNS, & IDEAS ARE THE EXCLUSIVE PROPERTY OF MKEC ENGINEERING, INC. (MKEC), AND MAY NOT BE USED OR REPRODUCED IN ANY WAY WITHOUT THE EXPRESS CONSENT OF MKEC.