MAXWELL AVE

E.L. CUSTER TO W.L. MERIDIAN

WORK ON THIS PROJECT SHALL BE COORDINATED WITH THE WORK ON THE OTHER SIX (6) PROJECTS THAT ARE A PART OF THIS CONTRACT. CONSTRUCTION SEQUENCING IS SUBJECT TO THE APPROVAL OF THE ENGINEER.

GENERAL NOTES

(1) CONSTRUCT ROLL-PIPE CURB ON THIS PROJECT. CURBS SHALL BE DEPRESSED THROUGH DRIVES WHEN DRIVES ARE CONSTRUCTED AS A PART OF THIS CONTRACT. NO MORE THAN SIXTY (60) DRIVES ARE TO BE CONSTRUCTED WITHIN THIS PROJECT.

(2) PAVEMENT SHALL BE 7" ASPHALTIC CONCRETE (5" BITUMINOUS BASE AND 2" WEARING SURFACE).

(3) TREES TO BE REMOVED ARE INDICATED ON THE PLANS; HOWEVER, ANY TREE WHICH CAN BE SAVED, AS DETERMINED BY THE FIELD ENGINEER, SHALL NOT BE REMOVED.

(4) EARTHWORK TO MEET EXISTING GROUND ELEVATION AT RIGHT OF WAY LINE, UNLESS OTHERWISE NOTED ON THE PLAN WITH A NEW ELEVATION. IF A NEW ELEVATION IS SHOWN, THE EARTHWORK SHALL EXTEND ONE FOOT BEYOND RIGHT OF WAY LINE, THENCE UP OR DOWN ON A 1:1 SLOPE TO THE EXISTING GROUND SURFACE.

(5) WIDENED GUTTER SECTION OF COMBINED CURB AND GUTTER AT INTERSECTIONS WILL NOT BE PAID FOR DIRECTLY, AND THIS COST SHALL BE CONSIDERED AS SUBSIDIARY TO THE OTHER PAY ITEMS OF WORK.

(6) MAILBOXES WITHIN THE PROJECT LIMITS SHALL BE REMOVED AND REPLACED BY THE CONTRACTOR AS APPROVED BY THE ENGINEER. CONTRACTOR WILL BE REQUIRED TO MAKE SATISFACTORY PROVISIONS FOR MAIL DELIVERY TO PROPERTIES AFFECTED BY THIS PROJECT DURING CONSTRUCTION.

(7) ALL ENTRANCE AND CROSS ROAD DRAINAGE PIPES WITHIN THE PROJECT LIMITS SHALL BE REMOVED BY THE CONTRACTOR, UNLESS OTHERWISE NOTED ON THE PLANS. REMOVAL OF SUCH PIPES SHALL CONFORM TO THE APPLICABLE SECTIONS OF THE STANDARD SPECIFICATIONS.

(8) CONTRACTOR TO BID ONLY ONE SUB-GRADE TREATMENT ALTERNATE. ALTERNATE CHOSEN BY THE SUCCESSFUL BIDDER SHALL BE USED FOR CONSTRUCTION ON THIS PROJECT.

(9) REMOVAL OF EXCESS PAVEMENT PLACED IN THE CONSTRUCTION OF THE ST. PAUL AND THE RICHMOND PAVING PROJECTS SHALL BE CONSIDERED EXCESSIVE TO EXCAVATION.

(10) THE "BORROW" SHOWN ON THIS PLAN IS FOR INFORMATIONAL PURPOSES ONLY. "BORROW" WILL NOT BE PAID IN CONJUNCTION WITH THIS PROJECT. THE CONTRACTOR SHALL SEQUENCE HIS WORK SO THAT EXCESS DIRT FROM OTHER PROJECTS IN THIS AREA CAN BE USED AT NO COST TO THIS PROJECT.

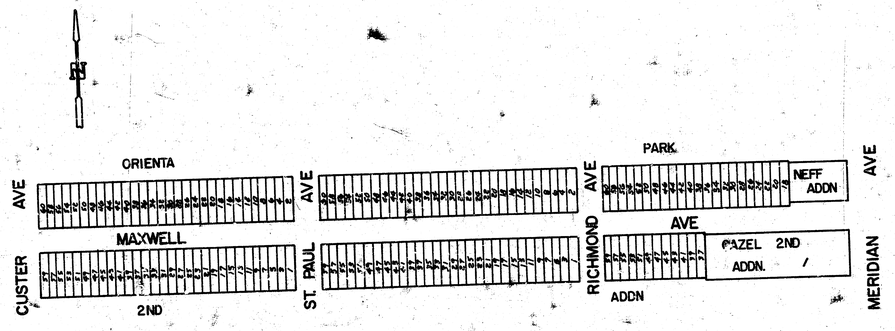

DONALD E. SCHNEIDER
LICENSED
6311
KANSAS
PROFESSIONAL ENGINEER

PROJECT DESCRIPTION		
MAXWELL AVE		
PROJECT NUMBER 472 76 245 81172 000 000 001		
BOOK NO. DCD 111	APPROVED BY	DATE
DRAWN BY Klag		REVISED
CITY OF WICHITA DEPARTMENT OF ENGINEERING		
DIRECTOR OF ENG./CITY ENGINEER R. W. BRUGGEMAN		SCALE 1/9

FILMED FROM THE BEST

MAXWELL AVE

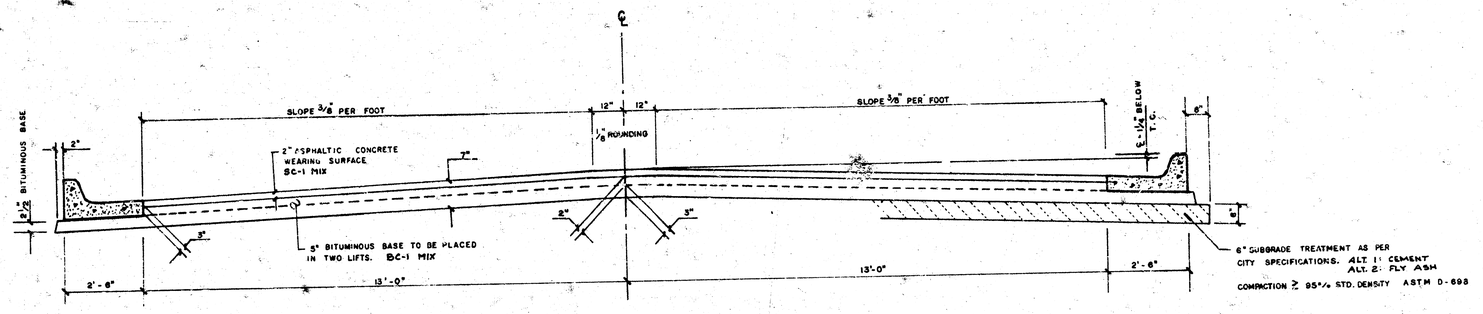

TYPICAL SECTION

31' ASPHALTIC CONCRETE PAVEMENT WITH BITUMINOUS BASE

A TACK COAT OF EMULSIFIED ASPH(SS-1H or CSS-1H) SHALL BE APPLIED AT AN APPROXIMATE RATE 0.05 GALLONS PER SQ YD BETWEEN LIFTS OF ASPHALTIC MATERIALS WHEN ORDERED BY THE ENGINEER. TACK COAT WILL NOT BE PAID DIRECTLY AND SHALL BE CONSIDERED AS SUBSIDIARY TO PRICE BID FOR ASPHALTIC PAVEMENT.

BITUMINOUS CONCRETE WEARING SURFACE SHALL BE PLACED WITH A LAYDOWN MACHINE HAVING AUTOMATIC CONTROLS FOR [illegible] CONSTRUCTION JOINTS IN EACH LIFT SHALL BE STAGGERED A MINIMUM DISTANCE OF 1' WITH JOINTS [illegible] SUCH THAT A JOINT WILL BE CONSTRUCTED ON THE CENTERLINE IN THE TOP LIFT.

THE A.C. PAVEMENT BETWEEN THE COMBINED CURB AND GUTTER SHALL BE PAID AS SQ YDS 7" A.C. PAVEMENT (5" BITUMINOUS BASE).
THE BITUMINOUS BASE UNDER THE COMBINED CURB AND GUTTER SHALL BE PAID AS SQ YDS 2 1/2" BITUMINOUS BASE.

COMBINED CURB & GUTTER

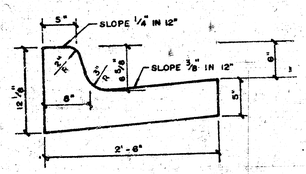

ROLL TYPE CURB & GUTTER

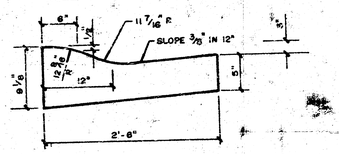

DETAIL OF TRANSVERSE CONSTRUCTION JOINTS

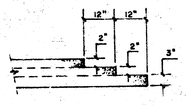

TRANSVERSE CONSTRUCTION JOINTS SHALL BE CONSYRUCTED IN FLEXIBLE BASE PAVEMENTS AT LOCATIONS WHERE PAVEMENT TEMPORARILY ENDS TO FACILITATE FUTURE PAVEMENT CONSTRUCTION AS SHOWN BY DETAIL. THE COST OF CONSTRUCTING THE TRANSVERSE CONSTRUCTION JOINTS SHALL NOT BE MEASURED OR PAID FOR DIRECTLY BUT SHALL BE INCLUDED IN THE BID PRICE FOR SQUARE YARDS OF A.C. PAVEMENT.

CITY OF WICHITA, KANSAS
472 76 245 81172 000 000 001

B.M = 59.62 ~ City Std. Disc. Meridian & 27Th St. So., 44' E. & 42.5' N. Of E. Both.
B.M = 101.72 ~ R.R. Spike ... Fc. Street Light Pole SE Cor. Casado & St. Paul.

℄ is ℄ Maxwell

N

SCALE: 1"=20'

CAUTION
UNDERGROUND
UTILITIES
Please check with K G & E or
Southwestern Bell
Telephone Co. for Location

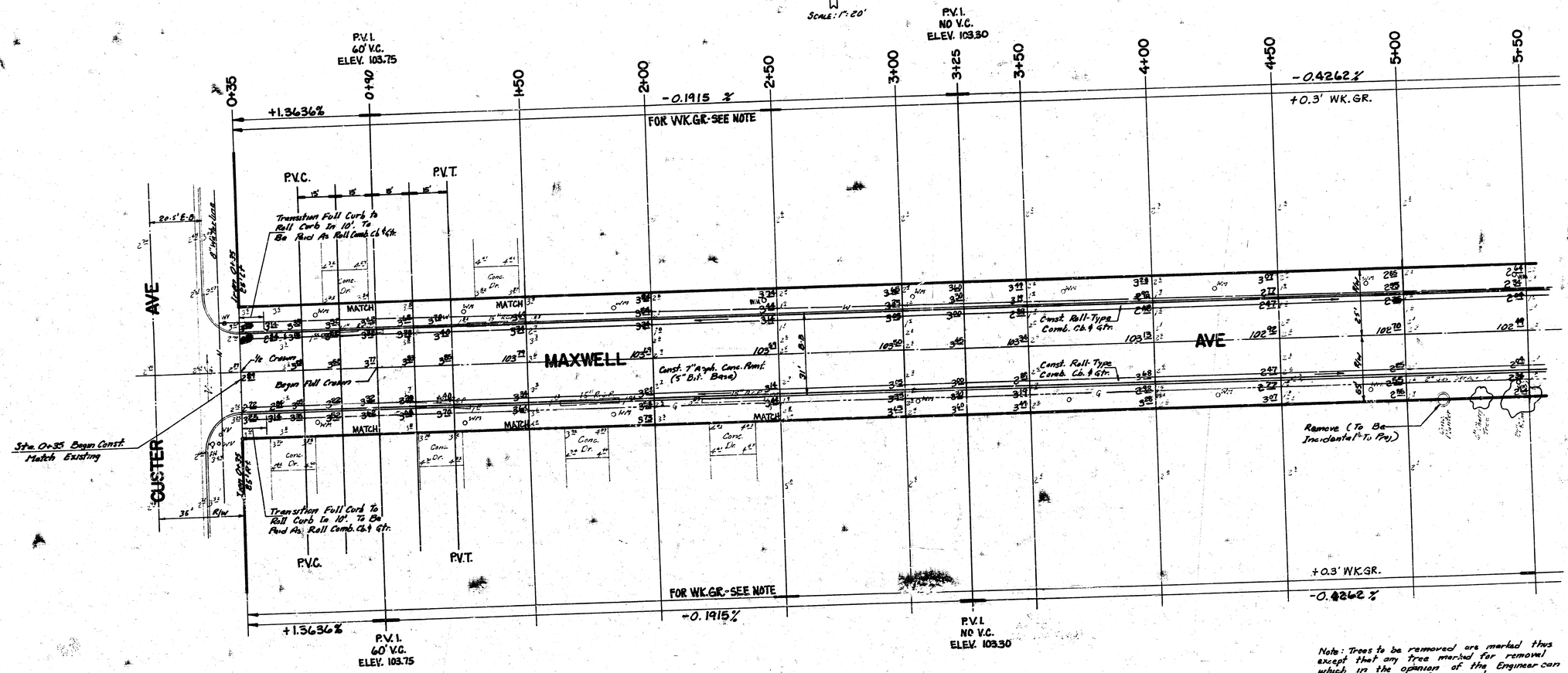

Note: Roll-Type Comb. Curb & Gutter To Be Constructed On This Project. Top Of Curb Elevations Given Are Actual For Both Full Height And Roll Height.

Note: Roll-Type Comb. Curb & Gutter To Be Constructed On This Project.

EARTHWORK

	Excavation	Comp. Fill
X-Section	857.4 C.Y.	40.0 C.Y.
10%	85.7 C.Y.	4.0 C.Y.
Total	943.1 C.Y.	44.0 C.Y.

Manipulation = 6395.6 S.Y.
Borrow = 300 C.Y.

THE CONTRACTOR SHALL BE RESPONSIBLE FOR PRESERVING PROPERTY IRONS. THE CONTRACTOR SHALL BE REQUIRED TO RE-ESTABLISH ANY PROPERTY IRONS WHICH ARE DAMAGED OR DESTROYED BY HIS CONSTRUCTION OPERATIONS. SUCH IRONS SHALL BE RE-ESTABLISHED BY A LICENSED LAND SURVEYOR OR A LICENSED PROFESSIONAL ENGINEER IN ACCORDANCE WITH STATE LAWS.

Note: Trees to be removed are marked thus ⊗ except that any tree marked for removal which, in the opinion of the Engineer can be saved, shall be spared.

Note: Work on this project shall be co-ordinated with paving work on Meridian Ave.

PROJECT DESCRIPTION
MAXWELL AVE 3/9

PROJECT NUMBER
472 76 245 81172 000 000001

FILMED FROM THE BEST AVAILABLE COPY

BM = 101.62 – R.R. Spike E. Face PP SW Cor. Crawford & Richmond.
BM = 102.38 – R.R. Spike W. Face PP SE Cor. St. Paul & Crawford.

N

SCALE: 1"=20'

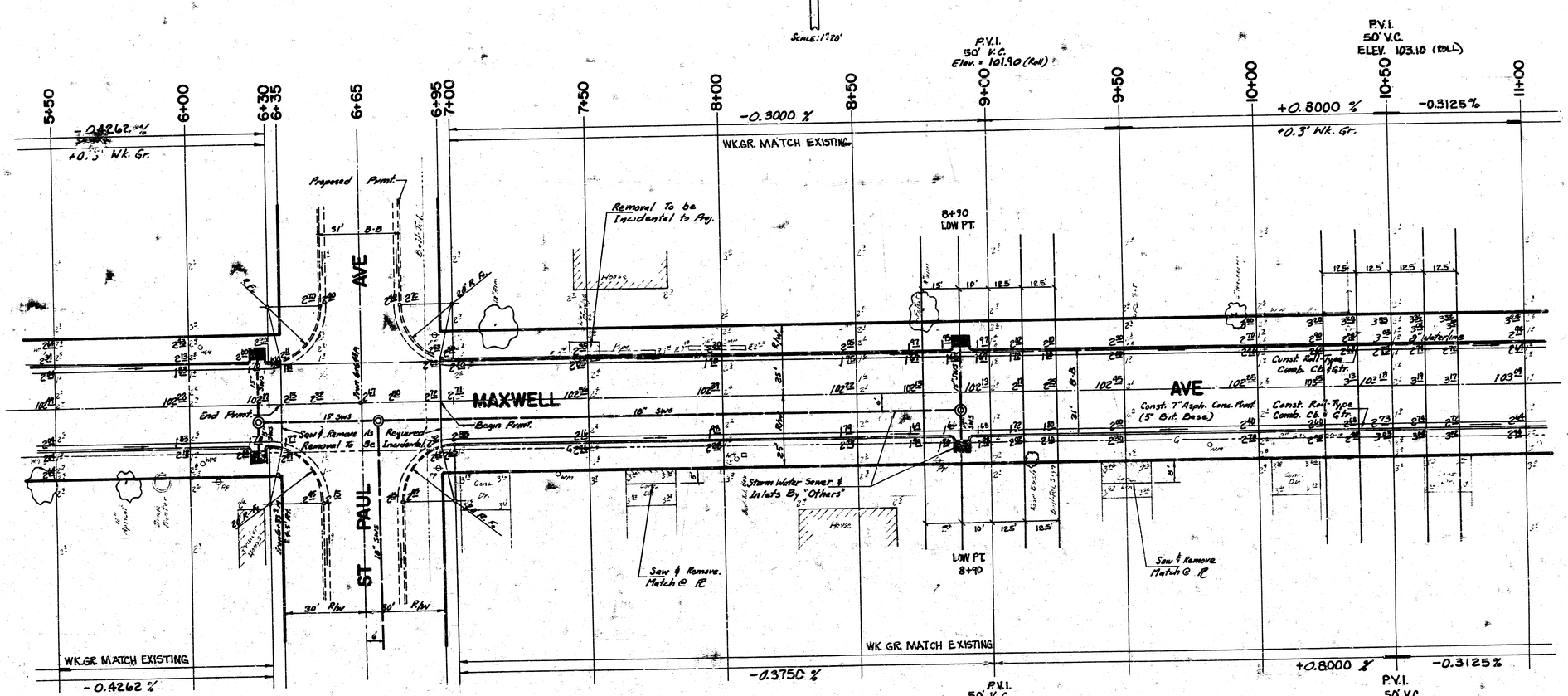

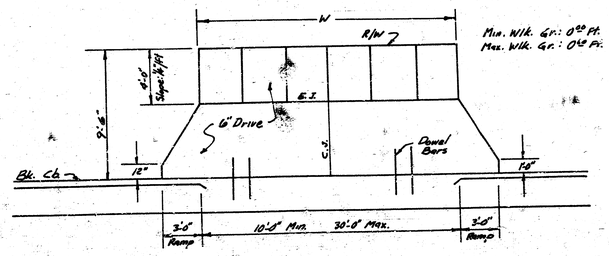

PROJECT DESCRIPTION
MAXWELL AVE 4/9

PROJECT NUMBER
472 76 245 81172 000 000 001

FILMED FROM THE BEST

B.M.= 103.25 ~ SE Cor. Bottom Step Mennonite Church NE Cor. Crawford & Meridian

N

SCALE: 1"=20'

11+00 | 11+50 | 12+00 | 12+50 | 12+90 | 12+95 | 13+25 | 13+55 | 13+60 | 14+00 | 14+50 | 15+00 | 15+50 | 16+00 | 16+50

-0.3125 %

WK.GR. MATCH EXISTING

31' B-B

AVE

-0.1827 %

+0.3' Wk. Gr.

MAXWELL

End Full Crown

Proposed Pvmt.

End Pvmt.

Saw & Remove As Required Removal To Be Incidental

Begin Pvmt.

Begin Full Crown

Const. 7" Asph. Conc. Pvmt. (5" B.T. Base)

8" Waterline

Const. Roll-Type Comb. Cb. & Gtr.

RICHMOND

30' R/W

30' R/W

AVE

WK.GR. MATCH EXISTING

-0.3125 %

+0.3' Wk. Gr.

-0.1827 %

WK.GR. MATCH EXISTING

PROJECT DESCRIPTION

MAXWELL AVE 5/9

PROJECT NUMBER

472 76 245 81172 000 000001

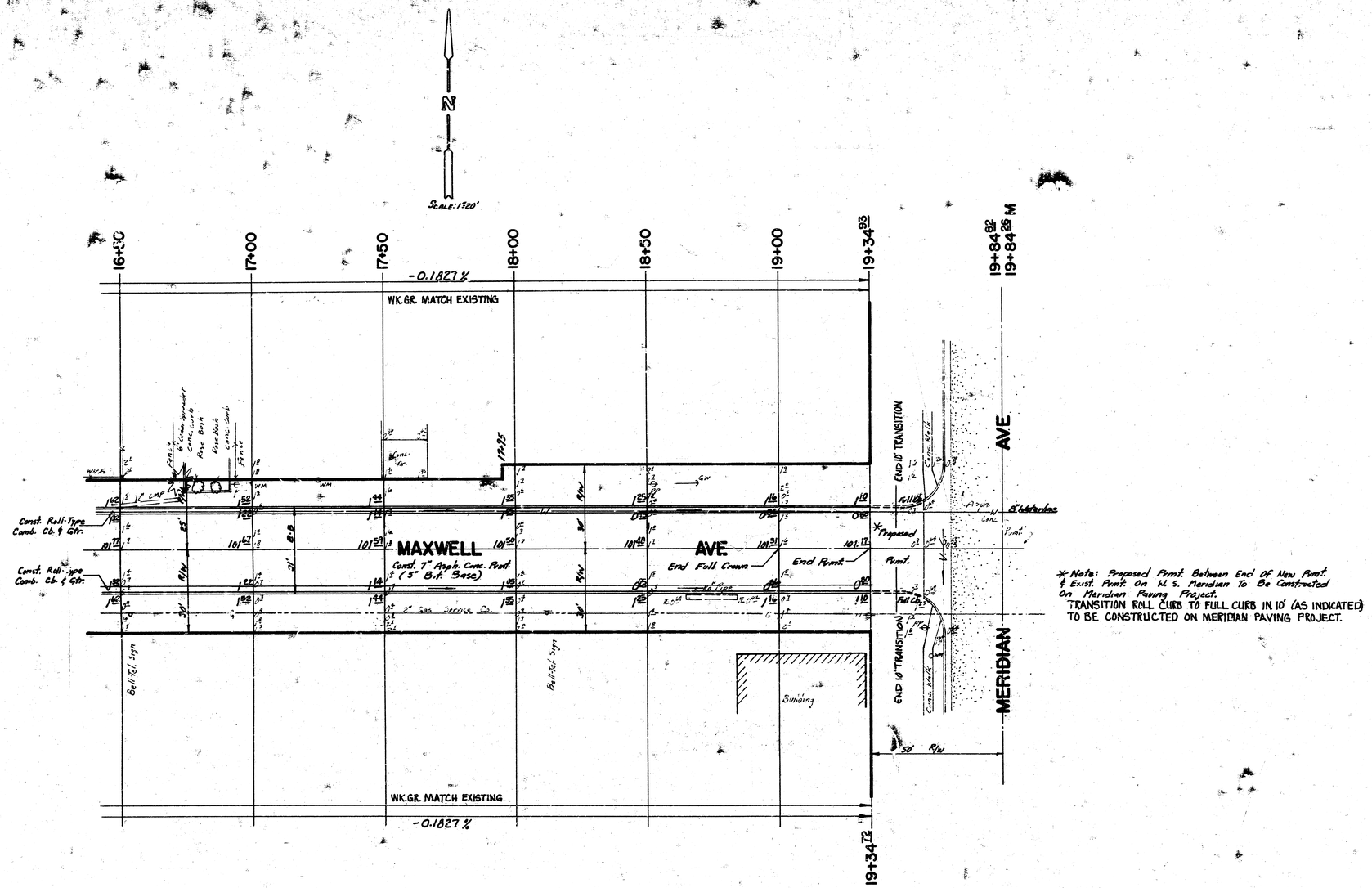

* Note: Proposed Pvmt. Between End Of New Pvmt. & Exist. Pvmt. On W. S. Meridian To Be Constructed On Meridian Paving Project.
TRANSITION ROLL CURB TO FULL CURB IN 10' (AS INDICATED) TO BE CONSTRUCTED ON MERIDIAN PAVING PROJECT.

PROJECT DESCRIPTION
MAXWELL AVE 6/9

PROJECT NUMBER
[redacted]76 245 81172 000 000 001

FILMED FROM THE BEST AVAILABLE COPY

MAXWELL
412 746 2658 8/11/2 000 000 000 100

X-SECTION REVISIONS:
DELETED EXC.
DELETED FILL
ADDITIONAL EXC.
ADDITIONAL FILL

9/9

E. L. Custer

0+35

30 25 20 15 10 5 0 5 10 15 20 25 30

105 100 105 100 105 100 105 100 105 100 105 100 105 100 105 100 105 100 105 100 105

0+50 — LF = 27.0 CF = 9.2 M = 13.6 C = 13.7 M = 0.0 CF = 0.0 LF = 0.8

0+75 — LF = 47.1 C = 9.0 CF = 0.6 M = 2.4 C = 11.6 M = 66 CF = 0.0 LF = 6.8

E. L. St. Paul

0+95

0+35 — LF = 15.8 C = 8.8 CF = 0.0 M = 4.1 C = 32.4 M = 0.3 CF = 0.0 LF = 1.3

W.L. St. Paul

1+00 — LF = 11.4 C = 0.6 CF = 1.4 M = 8.2 C = 34.1 M = 0.0 CF = 0.0 LF = 0.0

1+50 — LF = 20.4 C = 0.0 CF = 3.2 M = 12.0 C = 19.8 M = 0.4 CF = 0.0 LF = 1.3

2+00 — LF = 5.0 C = 10.8 M = 1.8 CF = 0.0 M = 15.0 LF = 37.2

2+50 — LF = 14.4 C = 0.0 CF = 0.0 M = 6.0 C = 21.4 M = 0.0 CF = 0.0 LF = 0.0

3+00 — LF = 9.0 C = 0.6 CF = 0.0 M = 2.4 C = 11.6 M = 66 CF = 0.0 LF = 6.8

3+50 — LF = 47.4 C = 9.0 CF = 0.0 M = 2.4 C = 11.6 M = 66 CF = 0.0 LF = 6.8

4+00 — LF = 42.0 C = 23.4 CF = 0.0 M = 16.6 C = 0.0 M = 12.3 CF = 4.2 LF = 2.9

4+50 — LF = 37.6 C = 1.5 M = 7.0 CF = 1.5 LF = 11.3

4+75 — LF = 37.0 C = 2.1 M = 26.8 CF = 7.9 LF = 64.2

5+00 — LF = 31.2 C = 0.0 M = 13.3 CF = 3.3 LF = 22.8

5+50 — LF = 3.6.6 C = 0.5 M = 24.8 CF = 6.2 LF = 41.1

6+00 — LF = 11.4 C = 0.6 CF = 1.4 M = 8.2 C = 34.1 M = 0.0 CF = 0.0 LF = 0.0

6+50 — LF = 17.0 C = 0.1 CF = 0.8 M = 3.2 C = 13.7 M = 0.0 CF = 0.0 LF = 0.0

7+00 — LF = 17.0 C = 2.5.1 M = 0.1 CF = 18.5 LF = 3.0 C = 18.1 SAME

7+50 — LF = 52.4 C = 0.0 CF = 0.0 M = 0.0 C = 19.6 M = 0.0 CF = 0.0 LF = 0.0 C = SAME

8+00 — LF = 16.4 C = 0.0 CF = 0.0 M = 0.0 C = 46.2 M = 0.0 CF = 0.0 LF = 11.1

8+50 — LF = 27.0 C = 13.7 M = 0.0 CF = 0.0 LF = 0.8

LF = 8.5 C = 59.2 LF = 39.3 M = 0.0 CF = 0.0 M = 21.9 LF = 0.8

LF = 3.6.4 C = 2.1 LF = 1.8.8 M = 11.1 CF = 1.9 M = 30.7 LF = 36.4

LF = 3.7.6 C = 4.2 M = 7.6.0 CF = 0.5 LF = 20.0

LF = 3.6.6 C = 3.0 M = 5.0 CF = 0.5 LF = 20.0

LF = 11.8 C = 0.0 M = 0.0 CF = 0.0 LF = 0.0

LF = 0.0 C = 2.3.4

LF = 0.0 C = 27.6 M = 0.0 CF = 0.0 LF = 1.0

LF = 3.0 C = 19.6 M = 0.0 CF = 5.0 LF = 0.0

LF = 3.6.2 C = 5.0 M = 15.0

LF = 20.4 C = 3.2 CF = 0.0 M = 12.0 C = 19.8 M = 0.4 CF = 0.0 LF = 1.3

LF = 5.0 C = 10.8 M = 1.8 CF = 0.0 M = 15.0 LF = 37.2

LF = 14.4 C = 0.0 CF = 0.0 M = 6.0 C = 21.4 M = 0.0 CF = 0.0 LF = 0.0

LF = 9.0 C = 0.6 CF = 0.0 M = 2.4 C = 11.6 M = 66 CF = 0.0 LF = 6.8

LF = 47.4 C = 9.0 CF = 0.6 M = 2.4 C = 11.6 M = 66 CF = 0.0 LF = 6.8

LF = 15.8 C = 8.8 CF = 0.0 M = 4.1 C = 32.4 M = 0.3 CF = 0.0 LF = 1.3

LF = 11.4 C = 0.6 CF = 1.4 M = 8.2 C = 34.1 M = 0.0 CF = 0.0 LF = 0.0

LF = 20.4 C = 0.0 CF = 3.2 M = 12.0 C = 19.8 M = 0.4 CF = 0.0 LF = 1.3

LF = 3.0.2 C = 5.8 M = 1.8 CF = 0.0 M = 15.0

LF = 0.0 C = 4.7.0

LF = 0.0 C = 2.7.6 M = 0.0 CF = 0.0 M = 0.0 LF = 1.0

LF = 3.1.2 C = 8.3 M = 0.0 CF = 0.0 M = 0.0 LF = 0.0

LF = 17.0 C = 0.0 CF = 0.8 M = 3.2 SAME

LF = 3.0 C = 2.3.0 CF = 0.0 M = 7.5.0

LF = 17.0 C = 18.7 M = 0.0 CF = 0.0 M = 0.0 LF = 0.0

LF = 3.0 C = 19.6 M = 0.0 CF = 0.0 M = 0.0 LF = 0.0

LF = 0.0 C = 2.3.4

LF = 0.0 C = 4.7.0

LF = 0.0 C = 2.7.6 M = 0.0 CF = 0.0 M = 0.0 LF = 1.0

LF = 3.1.2 C = 8.3 M = 0.0 CF = 0.0 M = 0.0 LF = 0.0

Subtotals / Totals
C = 4183
M = 100.6
CF = 24.7
LF = 255.7

Totals
C = 8574
M = 210.4
CF = 68.0
LF = 594.8

Boxwork: L[(90.4 + 4(13.4) + 4(13.4) + 2(13.4)) / 12] = 1/(90.4)

Boxwork = L[12(420.0 + 210.4) + 594.8] - .8 × 8574 = 2989

MAXWELL
412 76 245 81172 000 000 001

8/9

SAME EXCEPT
LF=35

30 25 20 15 10 5 0 5 10 15 20 25 30

115 110

12+00
LF=10.7 SAME
LF=11.0 M=6.2 CF=1.4 C=8.8
C=17.7 M=0.0 CF=0.0 LF=0.8

11+50
LF=14.8 M=4.0 CF=1.8 C=3.2
SAME LF=85

11+00
LF=19.4 M=14.8 CF=9.0 C=9.0
C=0.0 M=14.8 CF=0.0 LF=15.5 SAME

10+50
LF=22.0 M=15.0 CF=2.0 C=0.0
C=0.0 M=15.0 CF=2.6 LF=18.1 SAME

10+00
LF=23.0 M=11.4 CF=1.0
C=3.6 M=0.8 CF=0.0 LF=12.5

9+50
LF=22.0 M=14.0 CF=12.2
C=13.7 M=1.2 CF=0.0 LF=6.8

9+00
LF=30.0 M=13.4 CF=2.1.8
C=15 M=0.0 CF=5.0 LF=5.2

8+50
LF=27.0 M=13.4 CF=9.2
C=17.7 M=0.0 CF=0.0 LF=0.8

12+00
LF=11.0 M=6.2 CF=1.4 C=8.8
SAME C=0.0 M=0.0 CF=0.0 LF=10.7

11+50
LF=14.8 M=4.0 CF=1.8 C=3.2
SAME C=0.0 M=0.0 CF=0.0 LF=8.5

11+00
LF=19.4 M=14.8 CF=9.0 C=9.0
C=0.0 M=14.8 CF=0.0 LF=15.5 SAME

10+50
LF=22.0 M=15.0 CF=2.0 C=0.0
C=0.0 M=15.0 CF=2.6 LF=18.1 SAME

10+00
LF=23.0 M=11.4 CF=1.0
C=3.6 M=0.8 CF=0.0 LF=12.5

9+50
LF=22.0 M=14.0 CF=12.2
C=13.7 M=1.2 CF=0.0 LF=6.8

9+00
LF=30.0 M=13.4 CF=2.1.8
C=15 M=0.0 CF=5.0 LF=5.2

8+50
LF=27.0 M=13.4 CF=9.2
C=17.7 M=0.0 CF=0.0 LF=0.8

Grand Total:
C=177.2
M=107.0
CF=15.3
LF=305.5

LF=9.7
SAME C=2.0 M=2.0 LF=10.1 SAME
SAME C=2.4.0 LF=19.7 SAME

LF=17.8
SAME C=7.7 CF=3.0 LF=8.5 M=9.4 SAME

LF=21.3
SAME C=2.0 CF=2.8 LF=23.6 M=10.1 SAME

LF=22.3
SAME C=1.7 LF=3.0 LF=5.7 M=9.7 SAME

LF=11.3
C M CF SAME C=2.0 LF=11.0 M=5.0 CF=1.0 LF=18.0

12+95
W.L. Richmond
LF=15.4
C M CF SAME C=0.0 LF=2.0 M=6.0 CF=2.0 LF=23.0

13+55
E.L. Richmond

14+00
LF=17.8 M=2.4 C=0.0 SAME

14+50
LF=16.4 M=2.12 C=5.0 SAME
SAME C=5.2 LF=3.17 M=4.3 x.0

SAME C=1.5 LF=23.2 M=4.8 x.45

SAME C=3.8 CF=3.9 LF=41.7 M=24.4 LF=28.9 x.50

SAME C=16.0 M=14 CF=0.0 LF=17.9 x.50

SAME C=30.7 IN=1.4 CF=0.0 LF=13.6 x.60

SAME C=22.5 M=0.0 CF=0.0 LF=4.3 x.30

SAME C=0.0 CF=2.4 LF=38.7 M=27.0 SAME x.50 LF=31.7

SAME C=3.0 LF=29.3 M=3.0 x.50

SAME C=2.5.2 LF=12.0 M=0.0 x.50

SAME C=2.3.7 LF=19.0 M=0.9 x.50

SAME C=1.3 LF=29.4 M=3.0 x.50

SAME C=3.0 CF=1.2 LF=38.5 M=17.4 SAME x.50 LF=17.8

SAME C=2.0 CF=2.8 LF=23.6 M=10.1 SAME x.50 LF=21.3

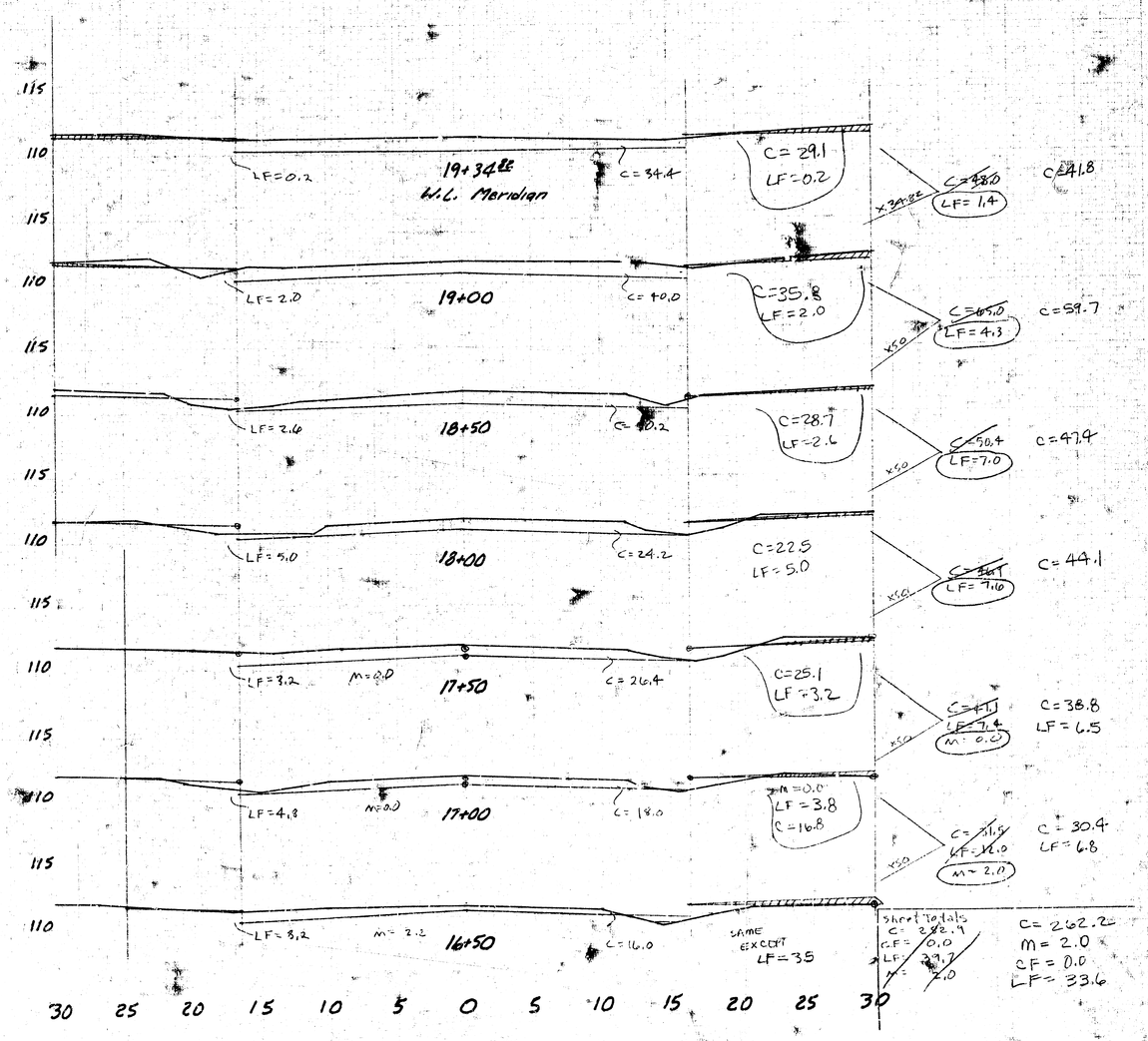

MAXWELL
472 76 245 81172 000 000 001

1e 3 1

6/6