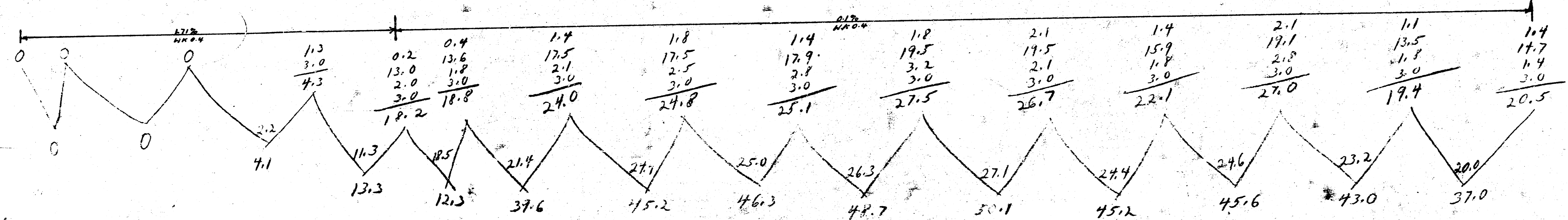
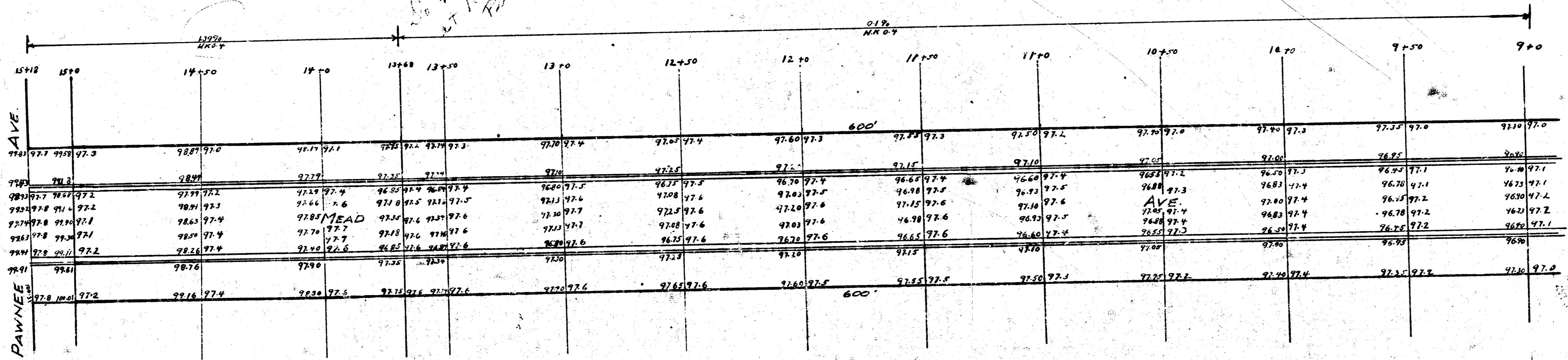


1941
 MEAD ~ S.L. PAWNEE TO N.L. MARION ROAD
 CURB & GUTTER

*20 notes to grade
 at 1st & 2nd
 PAWNEE*

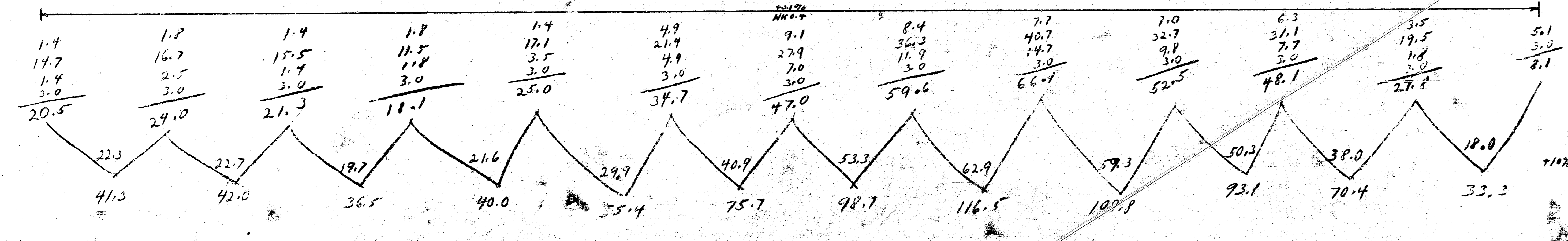


477.4
 894.0
 60
 430.4
 43.0
 473.4

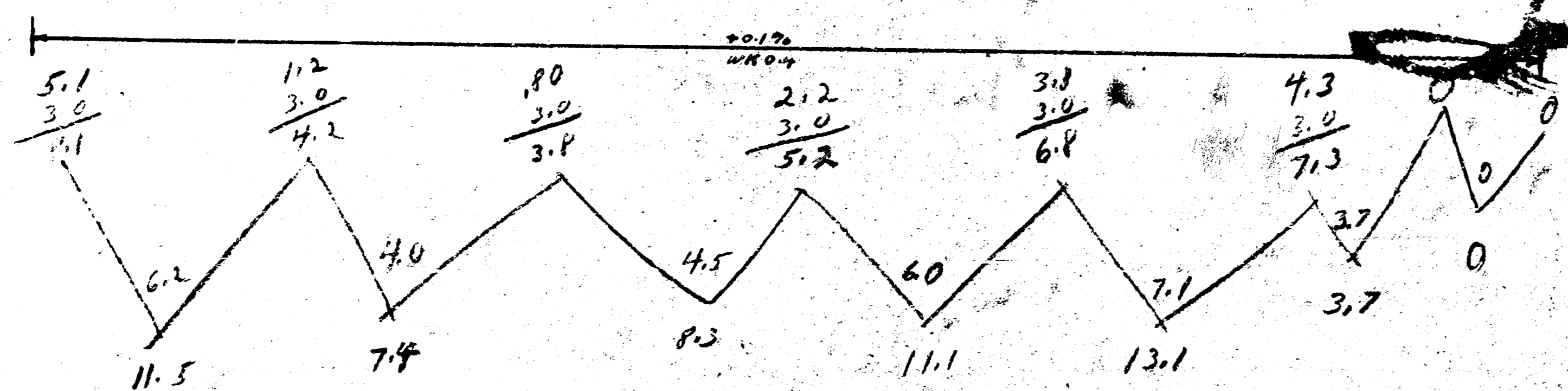
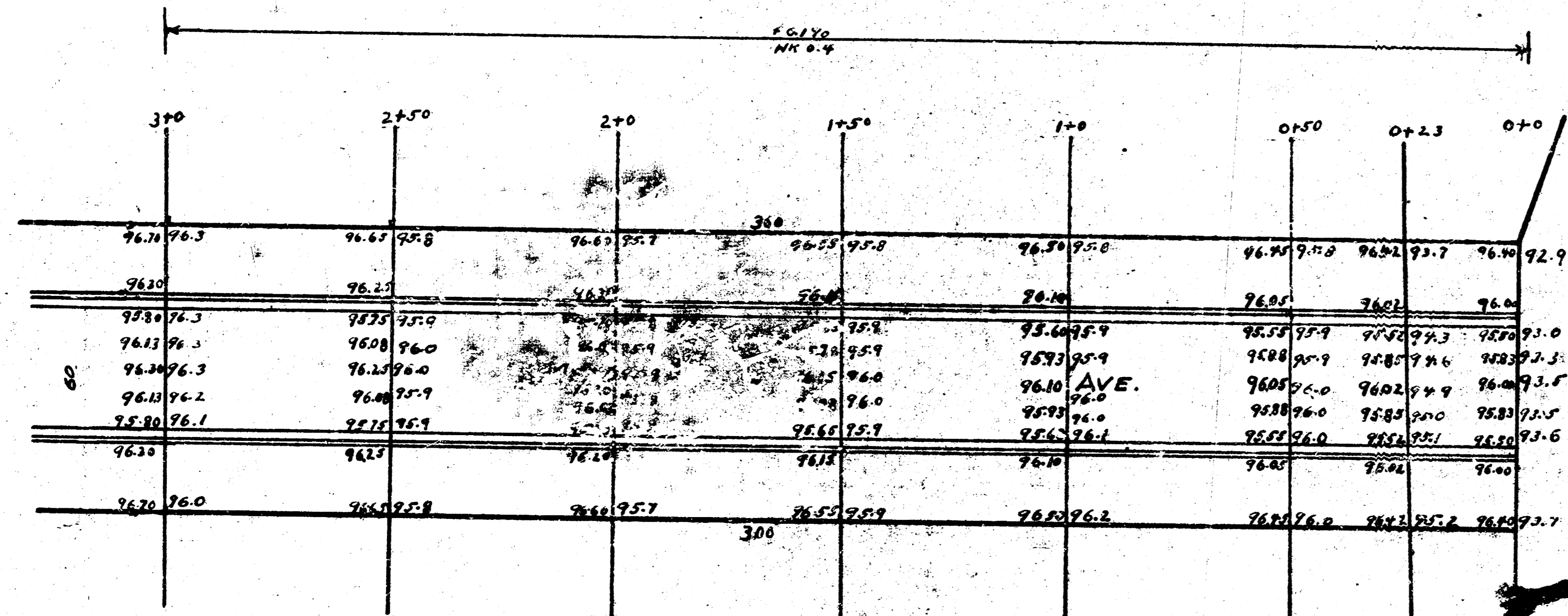
BM 97.62 STD. N.E. COR. WASH. + PAWNEE

1/10
 2/10
 3/10
 4/10
 5/10
 6/10
 7/10
 8/10
 9/10
 10/10

9+0	8+00	8+0	7+00	7+0	6+00	6+0	5+00	5+0	4+00	4+0	3+00	3+0
97.30	97.10	97.10	97.10	97.10	97.10	97.10	97.10	97.10	97.10	97.10	97.10	97.10
96.70	96.80	96.80	96.80	96.80	96.80	96.80	96.80	96.80	96.80	96.80	96.80	96.80
96.70	97.1	96.30	97.0	96.30	97.0	96.30	97.0	96.30	97.0	96.30	97.0	96.30
96.70	97.1	96.60	97.1	96.60	97.1	96.60	97.1	96.60	97.1	96.60	97.1	96.60
96.70	97.2	96.80	97.2	96.80	97.2	96.80	97.2	96.80	97.2	96.80	97.2	96.80
96.70	97.2	96.60	97.2	96.60	97.2	96.60	97.2	96.60	97.2	96.60	97.2	96.60
96.70	97.1	96.30	97.0	96.30	97.0	96.30	97.0	96.30	97.0	96.30	97.0	96.30
96.70	97.1	96.80	97.1	96.80	97.1	96.80	97.1	96.80	97.1	96.80	97.1	96.80
97.30	97.0	97.30	97.0	97.30	97.0	97.30	97.0	97.30	97.0	97.30	97.0	97.30



PROP.
 41.3
 42.0
 36.5
 40.0
 55.4
 75.7
 98.7
 116.5
 109.8
 70.4
 33.3
 812.7
 81.3
 574.0
 2
 3



Property
 11.5
 7.4
 8.3
 11.1
 13.1
 3.7
 55.1
 +1020 5.5
 60.6