CITY OF WICHITA, KANSAS

PLANS FOR

TWO TENNIS COURTS & FOUR BASKETBALL COURTS

IN MCADAMS PARK

PROJECT NO.: 455-26-220-80150-000-000-087

GENERAL NOTES:

1. Existing utilities and their location, as shown on the plans, represent the best information obtained from various utility companies and is either from company record drawings or company provided field locations. The plan locations shown are not guaranteed. Additional existing utilities may also be encountered. The Contractor will be required to work around existing utilities within the work area which do not conflict with proposed construction.

2. Rubble from the removal of miscellaneous structures and excess excavation which is to be wasted shall be disposed of on sites to be provided by the Contractor. These sites shall be approved by the Engineeras to suitability, appearance and site location. Locations that, in the opinion of the Engineer, will leave an unsightly appearance will not be approved.

3. Trees and shrubs in the work area which are in direct conflict with proposed new construction shall be removed by the Contractor with Engineer's approval. Trees and shrubs which are not in conflict with proposed new construction shall be saved and protected from damage.

4. PREPARATION OF SUBGRADE: As per City of Wichita, Kansas Standard Specifications titled ' CONCRETE PAVEMENT'.

5. SUBGRADE TREATMENT: As per City of Wichita, Kansas Standard Specifications titled ' CONCRETE PAVEMENT'.. Lime treated subgrade (25 #/s.y.).

6. SLOPE REQUIREMENTS: All excavating, filling, compacting, grading, and leveling work required shall be performed so that the finished court surface of each court slopes one inch (1") in each ten feet (10') on a true plane from corner to corner as indicated on the drawings.

7. CONCRETE: As per City of Wichita, Kansas Standard Specifications titled 'CONCRETE PAVEMENT' except that the concrete, immediately after finishing, shall be kept continuously moist for seven (7) days by covering with continuously wetted burlap or building paper or by fog spraying. Use of curing compounds and admixtures of any kind is forbidden.

8. REINFORCING MATERIAL: As per City of Wichita, Kansas Standard Specifications titled ' CONCRETE PAVEMENT'.

9. Contractor shall schedule his construction activities such that basketball courts are completed first.

10. LOCATION OF FENCE POST FOOTINGS AND LIGHT FIXTURE FOOTINGS MAY BE ADJUSTED SLIGHTLY, UPON ENGINEERS APPROVAL, TO MOVE THEM AWAY FROM EXISTING UNDERGROUND UTILITIES.

UTLITY INFORMATION:

KANSAS GAS & ELECTRIC	Tel.:	316-261-6421
K.P.L GAS SERVICE		316-263-7511
SOUTHWESTERN BELL TEL. CO.		316-268-2256

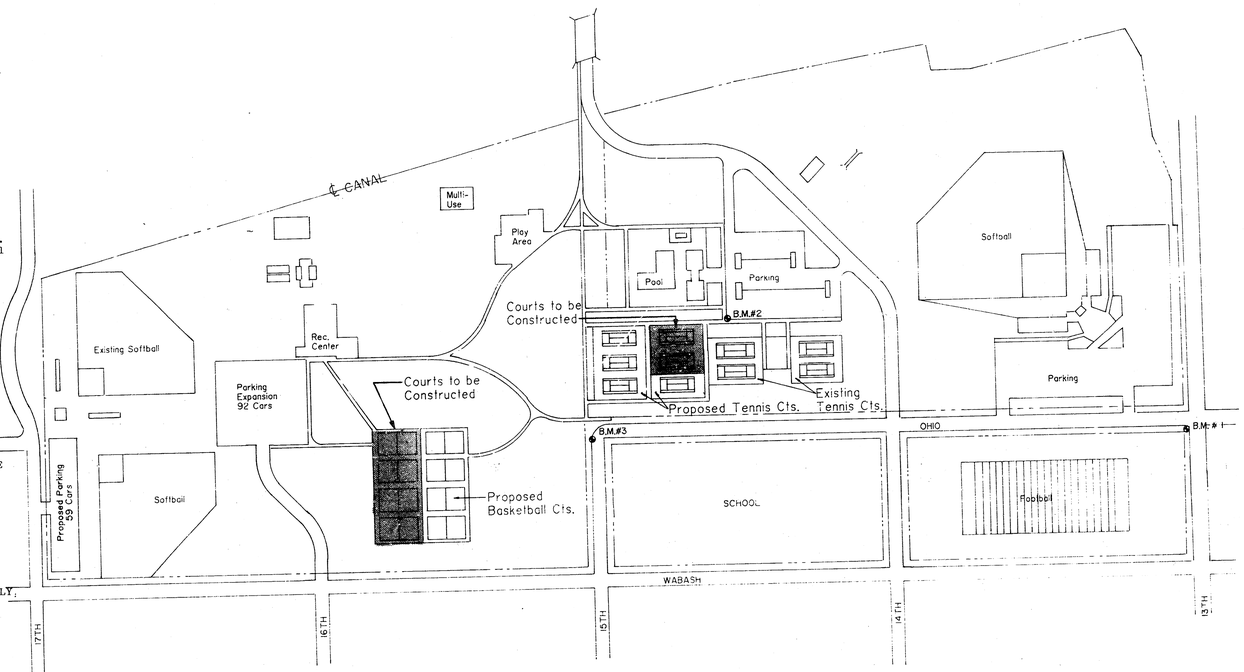

LOCATION MAP

INDEX

Sheet 1	Title
Sheet 2	Site Plan
Sheet 3	Tennis Courts Layout & Details
Sheet 4	Basketball Courts Layout & Details
Sheet 5	Electrical Site Plan
Sheet 6	Electrical Details

BENCH MARKS:

B.M. # 1 : "W" IN WILSON ON SIDEWALK; NW CORNER; 13TH & OHIO. ELEV.= 1117.75

B.M. # 2 : "D" CHISLED ON TOP OF CURB; NW CORNER OF PARKING LOT; EAST OF TENNIS COURTS & SOUTH OF SWIMMING POOL IN MCADAMS PARK. ELEV.= 1116.40

B.M. # 3 : "D" CHISLED ON TOP OF CURB AT NORTHWEST CORNER OF 15TH & OHIO. ELEV.= 1117.51

MICHAEL E. LINDEBAK, P.E., CITY ENGINEER

MUNICIPAL ENGINEERS
Civil Engineers & Land Surveyors
254 Laura, Suite 201
Wichita, Kansas 67211

SCALE:	APPROVED BY:	DRAWN BY
DATE: 4-07		REVISED
		DRAWING NUMBER 1/6

24 X 36 PRINTED ON NO. 1000H CLEARPRINT ●

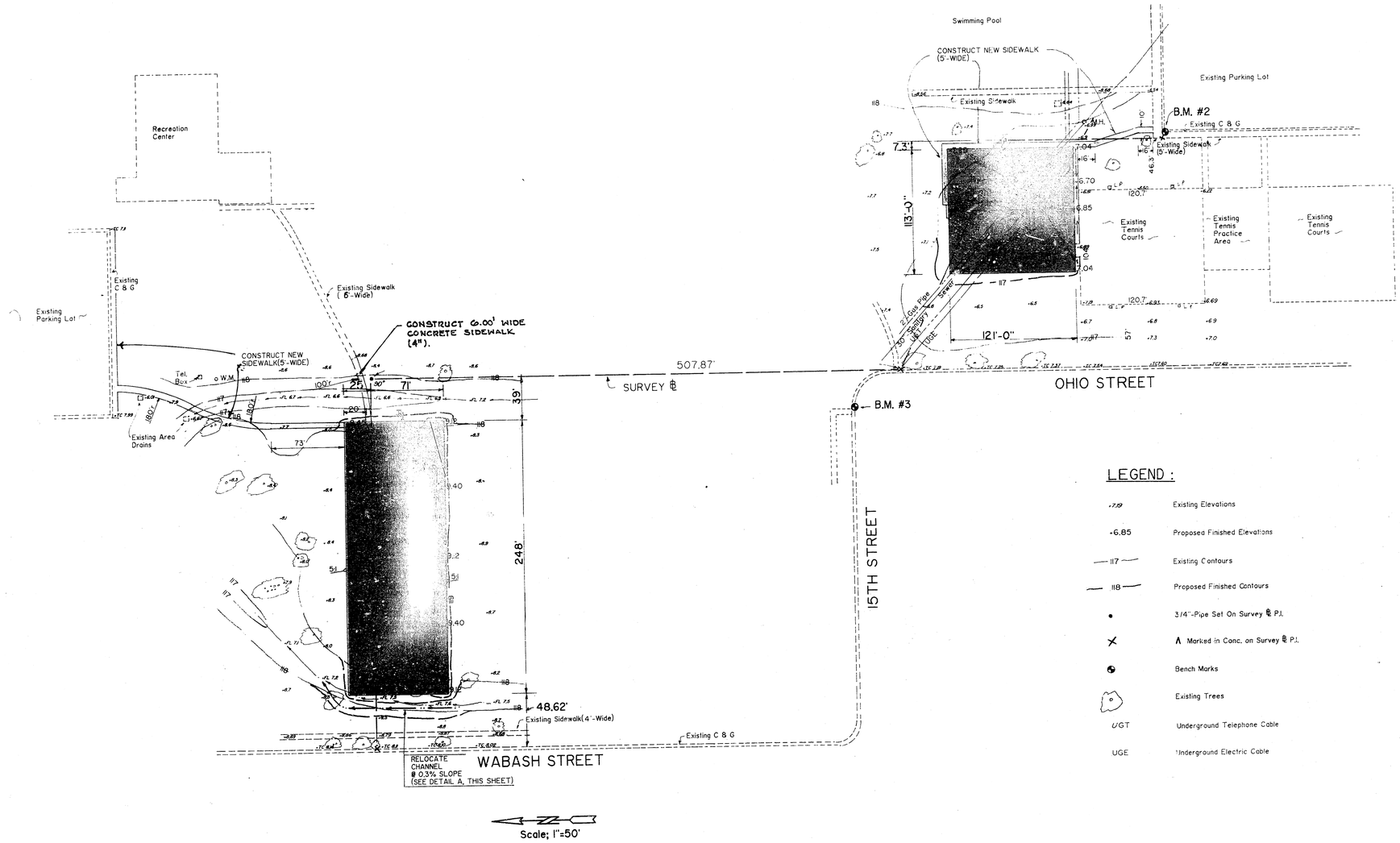

Scale; 1"=50'

SITE PLAN

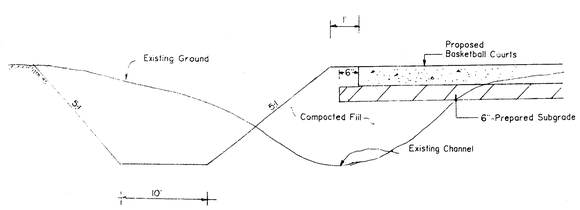

DETAIL A

EARTHWORK :

All earthwork is not a seperate pay item but is subsidiary to bid item '5" Reinforced Concrete Pavement'. Following earthwork items are listed for information only.

Excavation	75 c.y.
Compacted Fill (95%)	578 c.y.
Borrow	697 c.y.

LEGEND :

+7.19	Existing Elevations
+6.85	Proposed Finished Elevations
117	Existing Contours
118	Proposed Finished Contours
•	3/4"-Pipe Set On Survey ℄ P.I.
X	∧ Marked in Conc. on Survey ℄ P.I.
⊕	Bench Marks
	Existing Trees
UGT	Underground Telephone Cable
UGE	Underground Electric Cable

MUNICIPAL ENGINEERS
Civil Engineers & Land Surveyors
254 Laura, Suite 201
Wichita, Kansas 67211

Basketball & Tennis Courts in McAdams Park

SCALE: | APPROVED BY: | DRAWN BY | REVISED | DATE:

CITY OF WICHITA, KANSAS

455-26-220-80150-000-000-087 | DRAWING NUMBER 2 OF 6

24 X 36 PRINTED ON IVO 100SH CLEARPRINT+

NOTES :

1. INBOUND PLAYING AREA TO BE GREEN. REMAINDER OF COURTS TO BE RED (see spec.).
2. DIMENSIONS OF PAINTED LINES ARE FROM OUTSIDE TO OUTSIDE EXCEPT FOR CENTER LINE. THESE DIMENSIONS ARE MARKED BY SYMBOL ←.
3. COLOR PIGMENT FOR CONCRETE AND PLAYING LINES ARE NOT A SEPERATE PAY ITEM BUT ARE SUBSIDIARY TO BID ITEM "5"-REINFORCED CONC. PAVEMENT.
4. ALL CORNER OR TERMINAL POSTS OF FENCE SHALL BE GALVANIZED 2 1/2" INSIDE DIAMETER. REMAINING POSTS TO BE GALVANIZED 2" INSIDE DIAMETER.

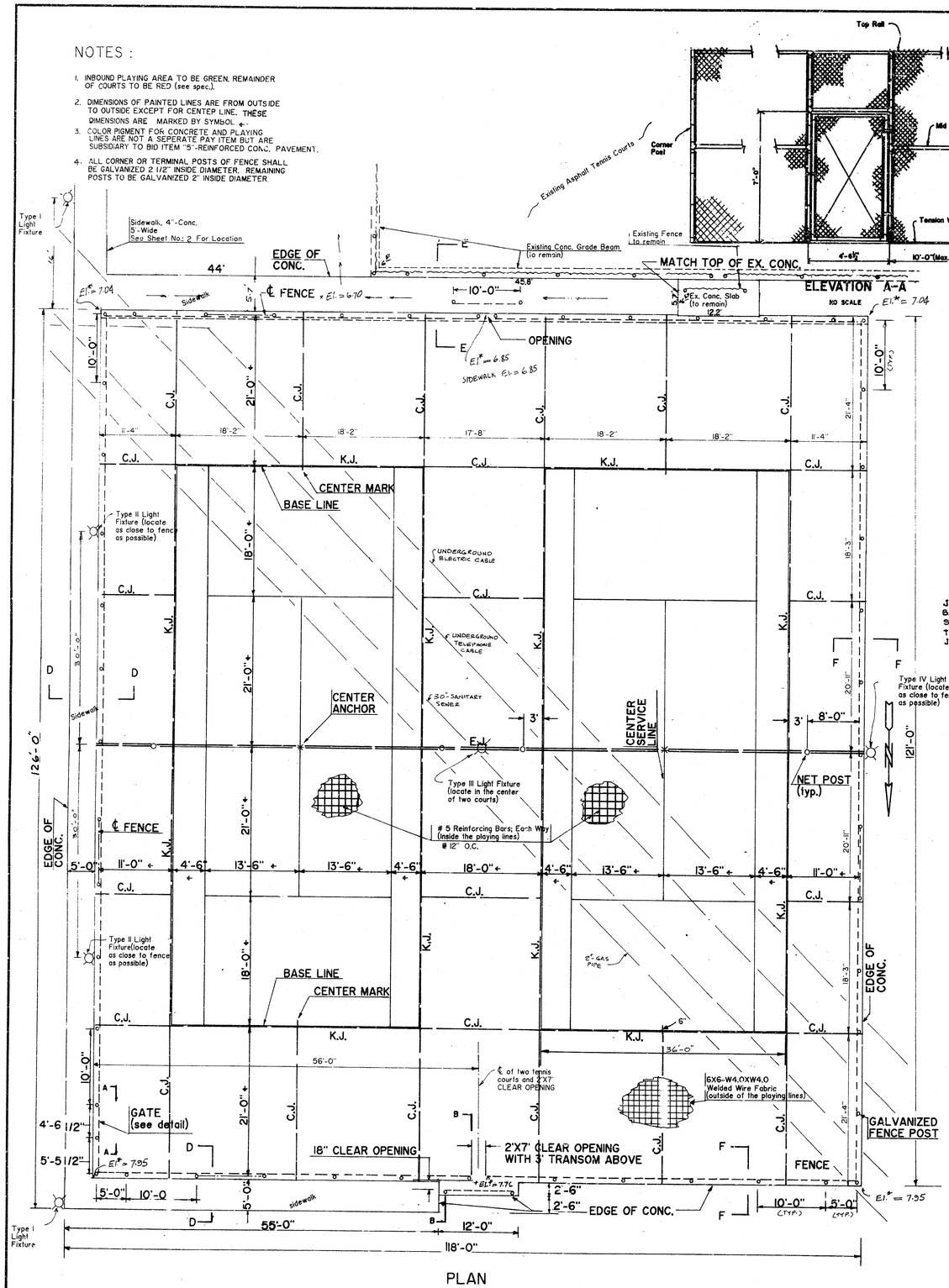

PLAN

Scale 1/8" = 1'

El.* = TOP OF 5" Conc. Slab

NOTE : ALL REINFORCEMENT SHOWN SHALL BE PLACED IN THE MIDDLE OF 5"-CONCRETE SLAB.

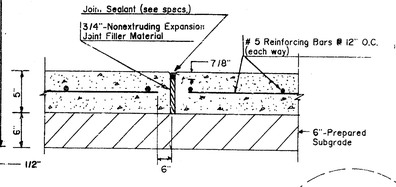

EXPANSION JOINT (E.J.)

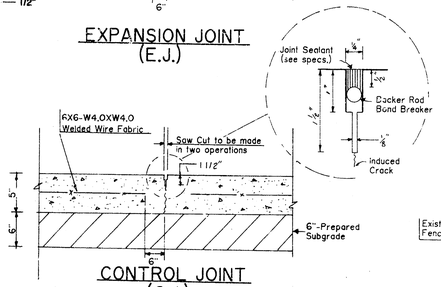

CONTROL JOINT (C.J.)

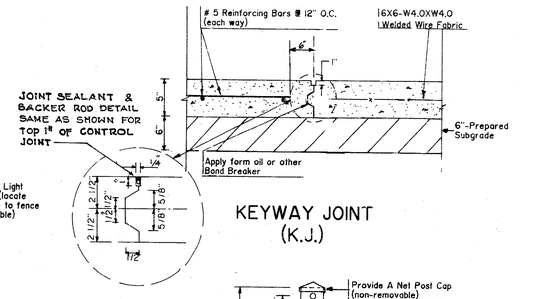

KEYWAY JOINT (K.J.)

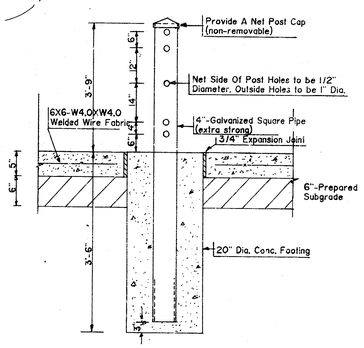

NET POST DETAIL

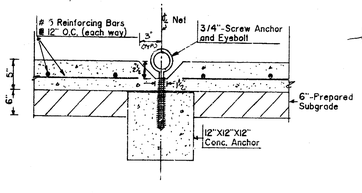

CONC. ANCHOR DETAIL

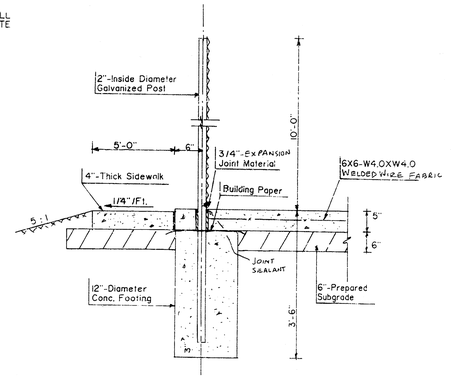

SECTION D-D

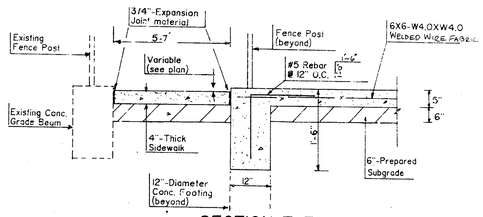

SECTION E-E

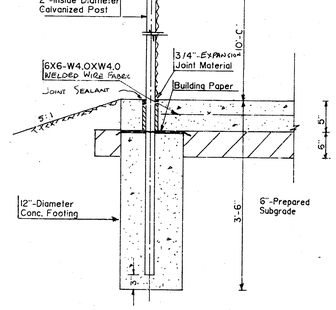

FENCE POST DETAIL
SECTION F-F

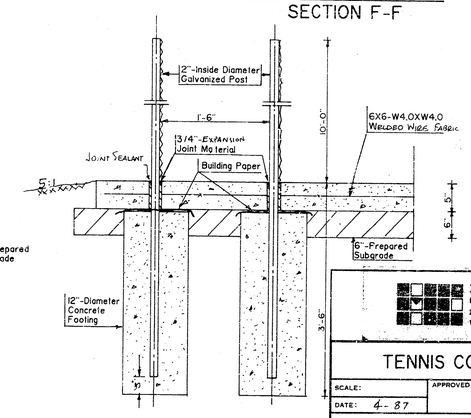

SECTION B-B

MUNICIPAL ENGINEERS
Civil Engineers & Land Surveyors
254 Laura, Suite 201
Wichita, Kansas 67211

TENNIS COURTS IN McADAM PARK

SCALE:	APPROVED BY:	DRAWN BY
DATE: 4-87		REVISED

CITY OF WICHITA, KANSAS

455-26-220-80150-000-000-087

DRAWING NUMBER 3 OF 6

24 X 36 PRINTED ON NO. 1000H CLEARPRINT ₄

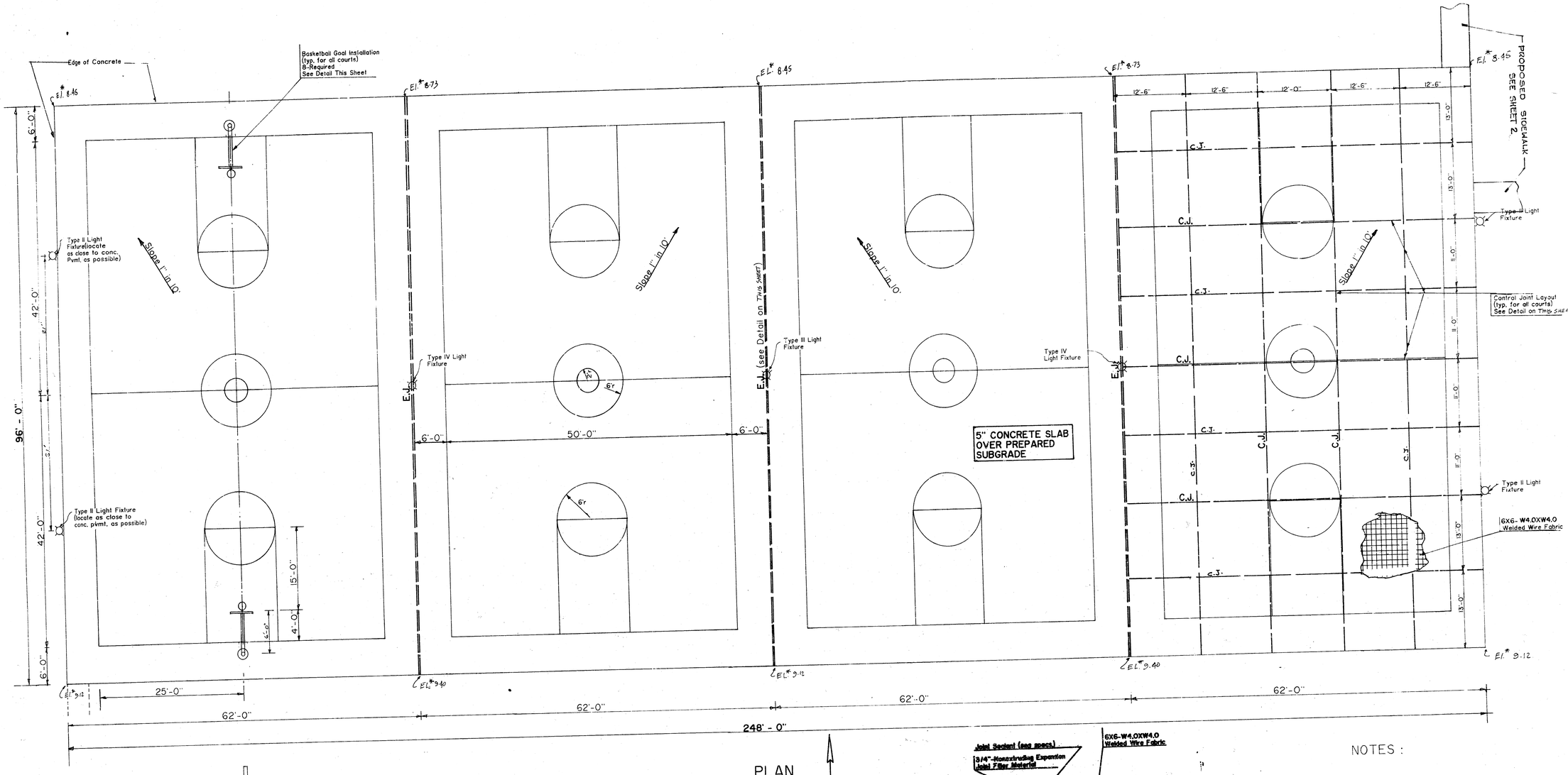

PLAN

SCALE : 1/8" = 1'

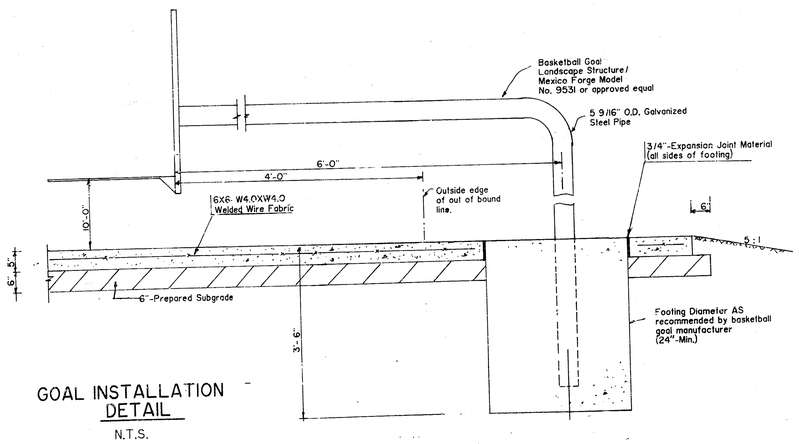

GOAL INSTALLATION DETAIL

N.T.S.

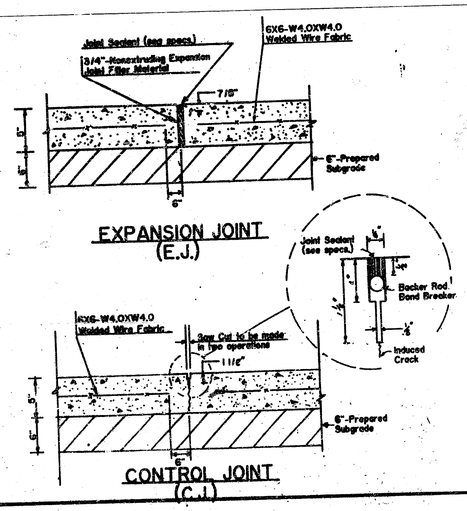

NOTES :

1. DIMENSIONS OF PLAYING LINES ARE FROM OUTSIDE TO OUTSIDE.
2. PLAYING AREA TO BE GREEN. ALL REMAINING SHALL BE RED.

EL* = TOP OF 5" CONC. SLAB.

MUNICIPAL ENGINEERS
Civil Engineers & Land Surveyors
254 Laura, Suite 201
Wichita, Kansas 67211

Basketball Courts in McAdams Park

SCALE:	APPROVED BY:	DRAWN BY
DATE: 4-87		REVISED

CITY OF WICHITA, KANSAS

455-26-220-60150-000-000-087

DRAWING NUMBER 4 OF 6

24 X 36 PRINTED ON NO. 1005 D.E.&P.I. "VT"

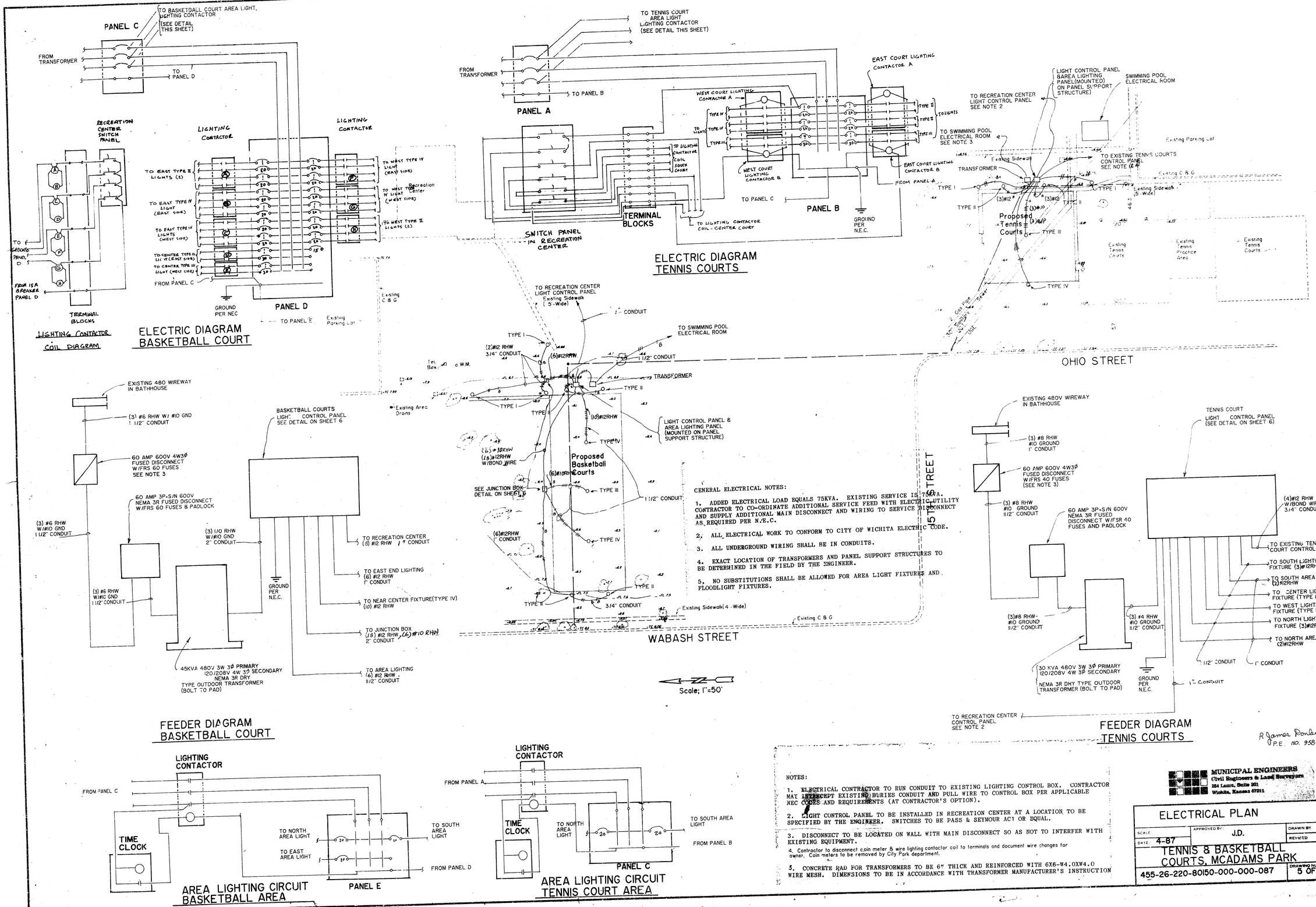

GENERAL ELECTRICAL NOTES:

1. ADDED ELECTRICAL LOAD EQUALS 75KVA. EXISTING SERVICE IS 75KVA. CONTRACTOR TO CO-ORDINATE ADDITIONAL SERVICE FEED WITH ELECTRIC UTILITY AND SUPPLY ADDITIONAL MAIN DISCONNECT AND WIRING TO SERVICE DISCONNECT AS REQUIRED PER N.E.C.
2. ALL ELECTRICAL WORK TO CONFORM TO CITY OF WICHITA ELECTRIC CODE.
3. ALL UNDERGROUND WIRING SHALL BE IN CONDUITS.
4. EXACT LOCATION OF TRANSFORMERS AND PANEL SUPPORT STRUCTURES TO BE DETERMINED IN THE FIELD BY THE ENGINEER.
5. NO SUBSTITUTIONS SHALL BE ALLOWED FOR AREA LIGHT FIXTURES AND FLOODLIGHT FIXTURES.

NOTES:

1. ELECTRICAL CONTRACTOR TO RUN CONDUIT TO EXISTING LIGHTING CONTROL BOX. CONTRACTOR MAY INTERCEPT EXISTING BURIED CONDUIT AND PULL WIRE TO CONTROL BOX PER APPLICABLE NEC CODES AND REQUIREMENTS (AT CONTRACTOR'S OPTION).
2. LIGHT CONTROL PANEL TO BE INSTALLED IN RECREATION CENTER AT A LOCATION TO BE SPECIFIED BY THE ENGINEER. SWITCHES TO BE PASS & SEYMOUR AC1 OR EQUAL.
3. DISCONNECT TO BE LOCATED ON WALL WITH MAIN DISCONNECT SO AS NOT TO INTERFER WITH EXISTING EQUIPMENT.
4. Contractor to disconnect coin meter & wire lighting contactor coil to terminals and document wire changes for owner. Coin meters to be removed by City Park department.
5. CONCRETE PAD FOR TRANSFORMERS TO BE 6" THICK AND REINFORCED WITH 6X6-W4.0XW4.0 WIRE MESH. DIMENSIONS TO BE IN ACCORDANCE WITH TRANSFORMER MANUFACTURER'S INSTRUCTION

R James Donley P.E. NO. 9584

MUNICIPAL ENGINEERS
Civil Engineers & Land Surveyors
254 Laur. Suite 201
Wichita, Kansas 67211

ELECTRICAL PLAN

SCALE:	APPROVED BY: J.D.	DRAWN BY
DATE: 4-87		REVISED

TENNIS & BASKETBALL COURTS, MCADAMS PARK

455-26-220-80150-000-000-087

DRAWING NUMBER 5 OF 6

PRINTED ON NO. 1000R CLEARPRINT ®

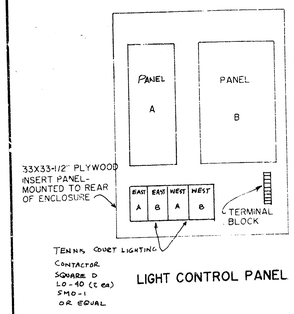

LIGHT CONTROL PANEL

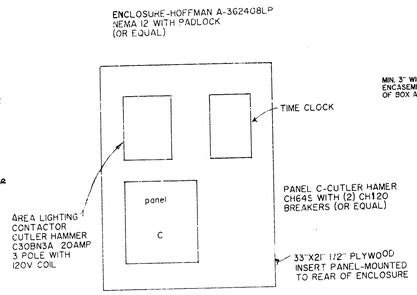

AREA LIGHTING PANEL

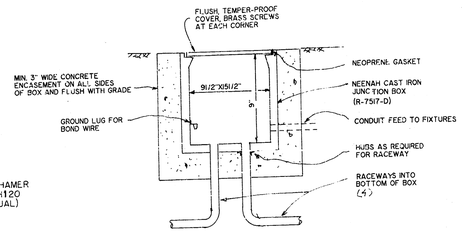

JUNCTION BOX DETAIL

TENNIS COURT AREA

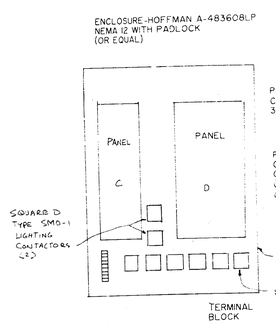

LIGHT CONTROL PANEL

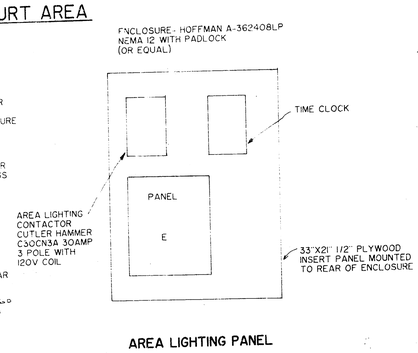

AREA LIGHTING PANEL

BASKETBALL COURT AREA

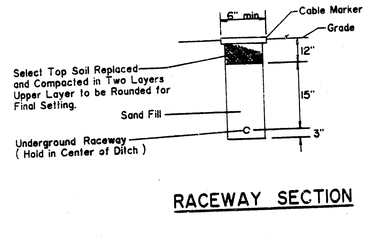

RACEWAY SECTION

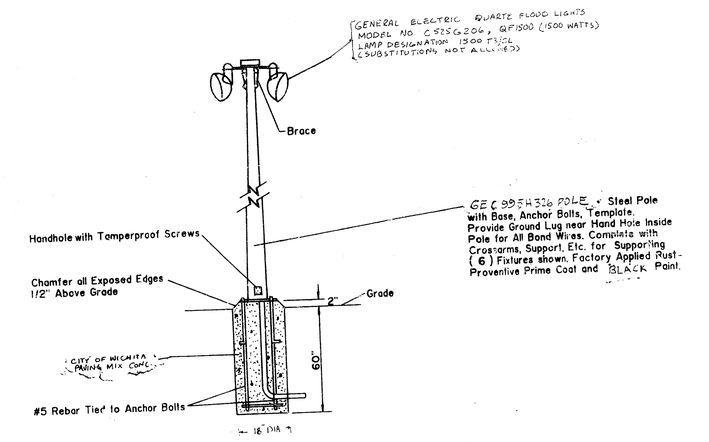

FLOODLIGHT UNIT TYPE III

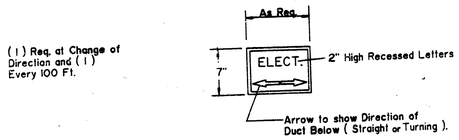

CABLE MARKER

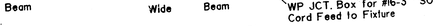

PLAN VIEW

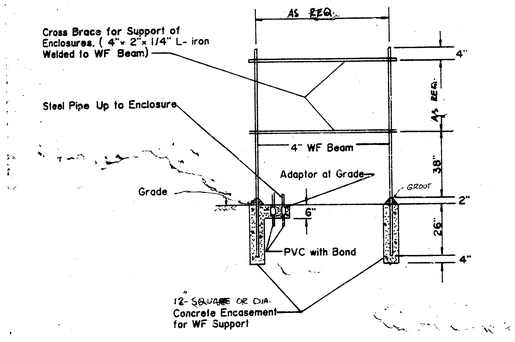

PANEL SUPPORT STRUCTURE
(2- REQUIRED)

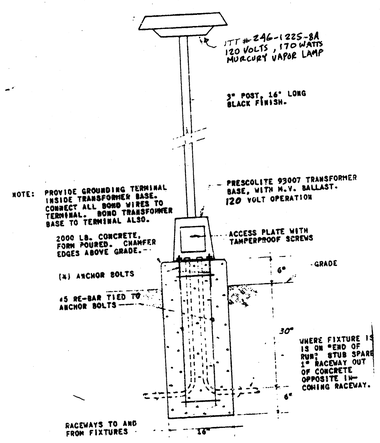

FIXTURE - TYPE I
SCALE - NOTED

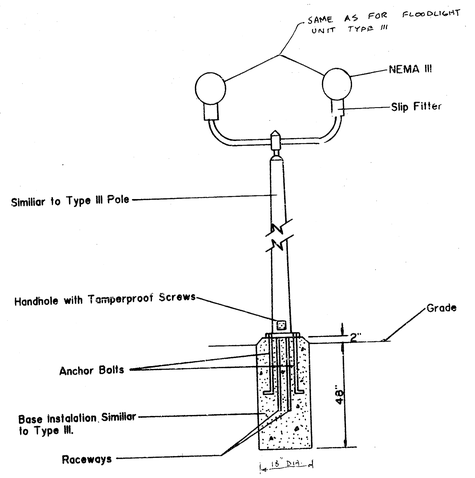

FLOODLIGHT UNIT TYPE II

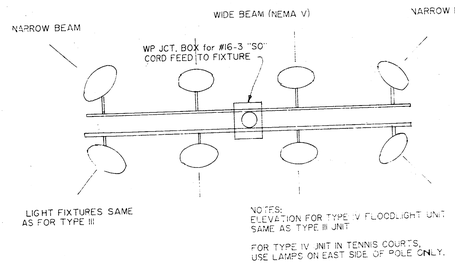

PLAN VIEW
FLOODLIGHT UNIT TYPE IV

PRELIMINARY SUBMITTAL
NOT APPROVED FOR CONSTRUCTION

MUNICIPAL ENGINEERS
Civil Engineers & Land Surveyors
254 Laura, Suite 201
Wichita, Kansas 67211

R. James Barkley
P.E. NO 9589

ELECTRICAL DETAILS

SCALE:	APPROVED BY: J.D.	DRAWN BY
DATE: 4-87		REVISED

TENNIS & BASKETBALL COURTS
MCADAMS PARK

455-26-220-80150-000-000-087

DRAWING NUMBER 6 OF 6

24 X 36 PRINTED ON NO 1000H CLEARPRINT x