ADDITION TO

REVISIONS

ST. JOSEPH'S HOSPITAL
SISTERS OF ST. JOSEPH
PITTSBURG, KANSAS

Site Plan

MACLOLO AND QUICK
ARCHITECTS, ENGINEERS
DETROIT, MICH. ST. LOUIS, MO.
MUNICIPAL BLDG. CINCINNATI, OHIO

DATE 2-4-52
DR. C.M.K.
CH. C.M.K.
SCALE
JOB NO. 548

P-1

NEW BOILER HOUSE
FIN. FL. ELEV. 124.0'

SEE PARTIAL PLAN BELOW FOR CONTINUATION OF PIPING

TUNNEL #1

TUNNEL #2

CONNECT TO PRES'T DRAIN TILE

SEE CONT. CONNECTION OF PIPING ABOVE

NEW BOILER HOUSE FLOOR PLAN (IN PART)
SCALE 1/8"=1'-0"

DUPLEX RW. CIRCULATORS & CONNECTIONS
SCALE 1/4"=1'-0"

NEW BOILER HOUSE FLOOR PLAN (IN PART)
SCALE 1/8"=1'-0"

FOUNDATION PLAN
SCALE 1/8"=1'-0"

NOTE

⚠ INDICATES WORK UNDER CONSTRUCTION AND IS NOT TO BE INCLUDED UNDER THE BID OF WORK FOR ADDITION TO HOSPITAL. THIS WORK IS INCLUDED UNDER A SEPARATE CONTRACT.

ADDITION TO
ST. JOSEPH'S HOSPITAL
SISTERS OF ST. JOSEPH
WICHITA KANSAS

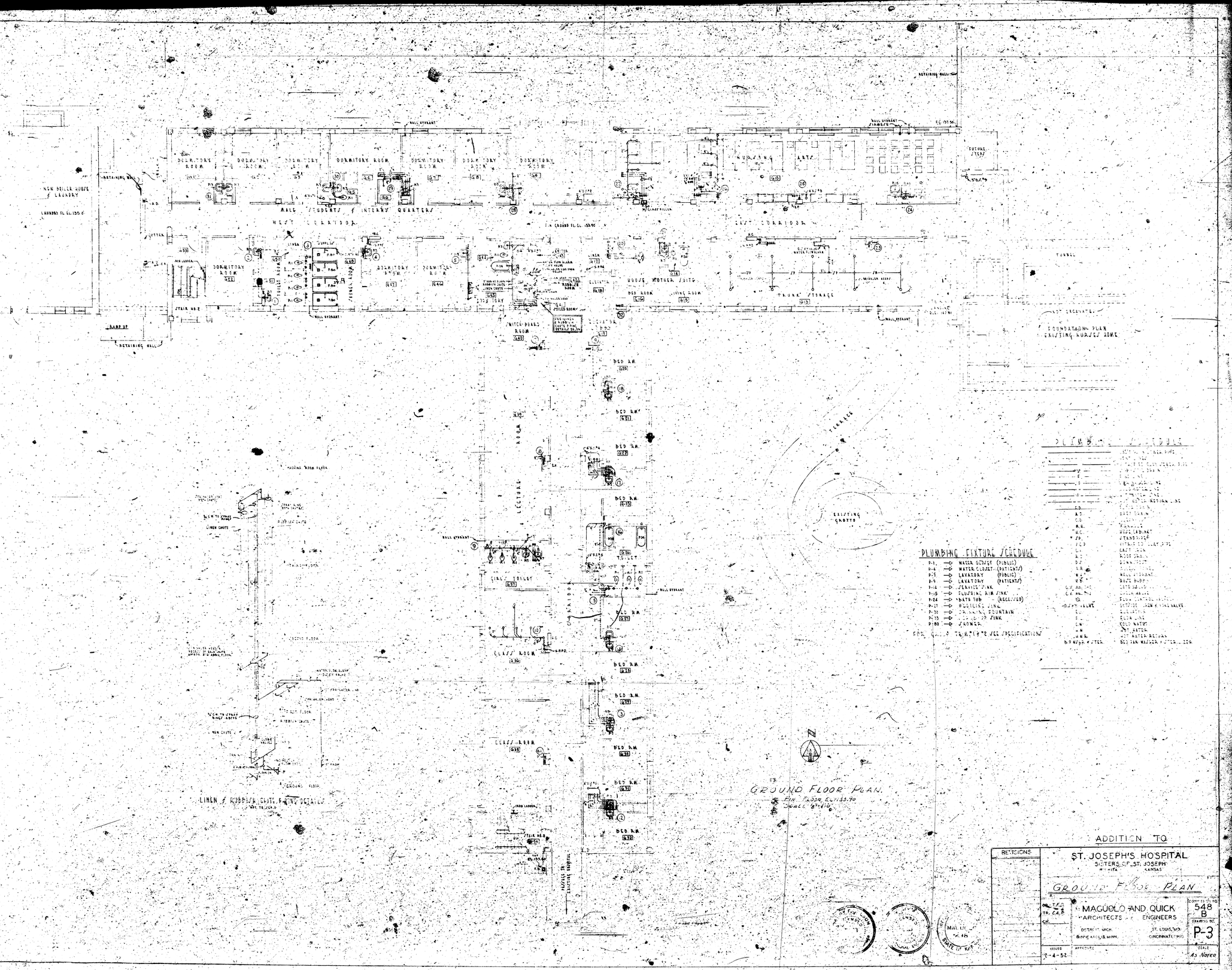
FOUNDATION PLAN

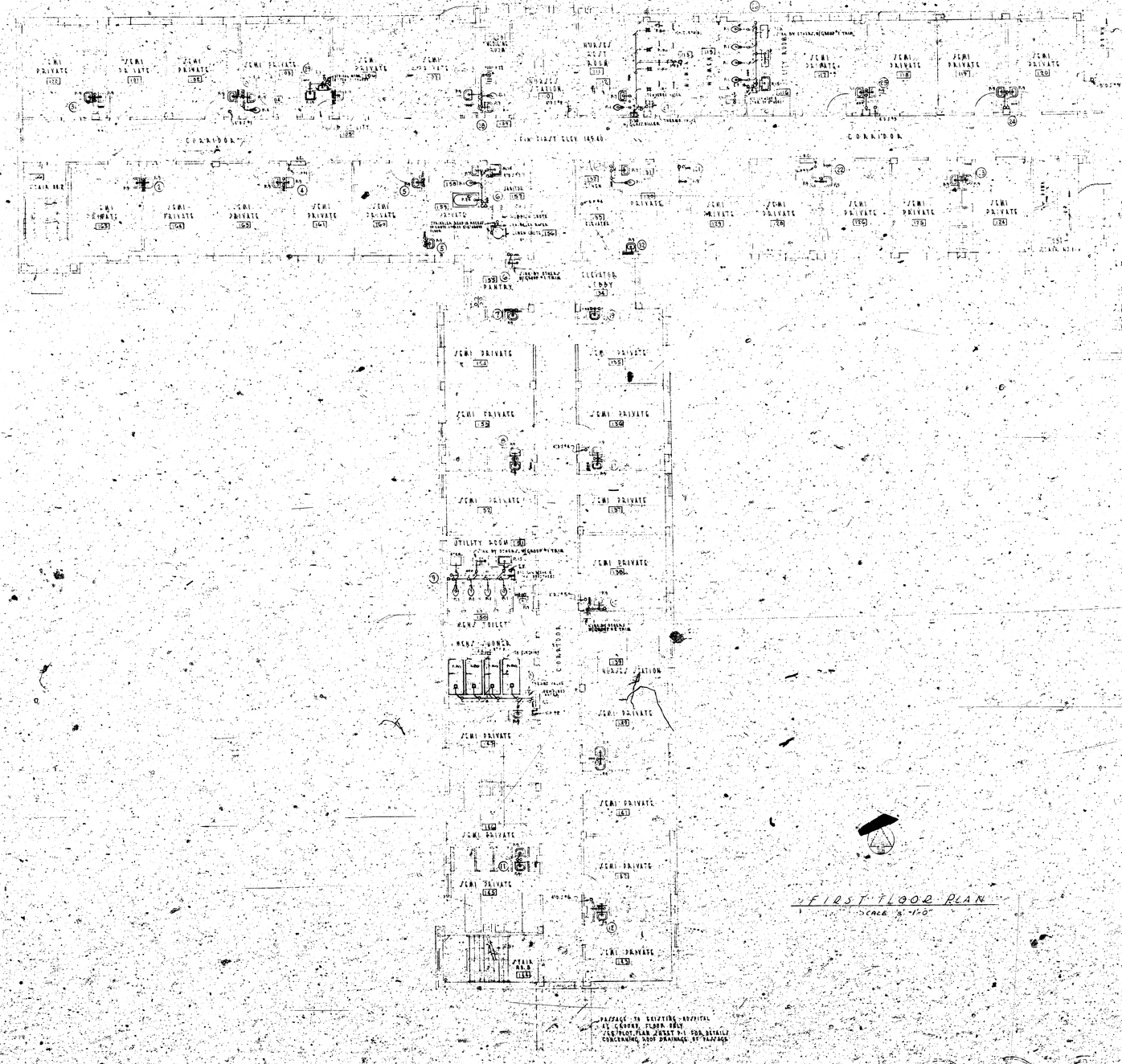
REVISIONS

MAGUOLO AND QUICK
ARCHITECTS & ENGINEERS
DETROIT, MICH. ST. LOUIS, MO.
MINNEAPOLIS, MINN. CINCINNATI, OHIO

DRAWN TR CAR CH
DATE 2-1-52
APPROVED

CONTRACT NO. 588 B
DRAWING NO. P-2
SCALE As Noted


NEW BOILER HOUSE & LAUNDRY
LAUNDRY FL. EL. 135.0
RETAINING WALL
WALL HYDRANT
DORMITORY ROOM
MALE STUDENTS & INTERNS QUARTERS
WEST CORRIDOR
EAST CORRIDOR
NURSING ARTS
FUTURE ADD'N
TUNNEL
DORMITORY ROOM
LINEN CHUTE
SOILED LINEN ROOM
SOILED LINEN CARTS
LINEN CARTS
SOILED LINEN CHUTE
TOILET ROOM
SHOWER
TOILET
SOILED LINEN ROOM
SOILED LINEN CARTS
LINEN CARTS
SOILED LINEN CHUTE
SWITCH BOARD ROOM
BOILER ROOM
SEE DETAILS ON SHEET P-4
STAIR NO. 2
HOUSE MOTHER SUITE
BED ROOM
LIVING ROOM
TRUNK STORAGE
BED RM.
CLASS ROOM
LECTURE ROOM
CORRIDOR
TOILET
EXISTING GROTTO
EXISTING HOSPITAL
FOUNDATION PLAN EXISTING NURSES HOME
PLUMBING FIXTURE SCHEDULE
P-1 → WATER CLOSET (PUBLIC)
P-2 → WATER CLOSET (PATIENTS)
P-3 → LAVATORY (PUBLIC)
P-4 → LAVATORY (PATIENTS)
P-5 → SERVICE SINK
P-15 → FLUSHING RIM SINK
P-24 → BATH TUB (ACCESSIBLE)
P-27 → WASHING SINK
P-30 → DRINKING FOUNTAIN
P-33 → SERVICE SINK
P-80 → SHOWER
FOR ... SEE SPECIFICATIONS
PLUMBING SYMBOLS
CW COLD WATER
HW HOT WATER
HWR HOT WATER RETURN
D.F.W.H.W.H. DIRECT FIRED WATER HEATER
A.F.W.H.W.H. ASSIST FIRED WATER HEATER
S.H.W.H. STEAM HOT WATER HEATER
F.D. FLOOR DRAIN
A.D. ASSIST DRAIN
C.O. CLEAN OUT
R.D. ROOF DRAIN
W.C. WATER CLOSET
V.T.R.D. VENT THRU ROOF
C.W. COLD WATER
H.W. HOT WATER
W.H. WALL HYDRANT
B.H. BOILER HOUSE
C.S.A. CAST IRON SOIL PIPE ASTM A-74
S.V.R. SOIL VENT RUN
V.P. VENT PIPE
C.I. CAST IRON
R.L. ROOF LEADER
W.H. WALL HYDRANT
B.H. BOILER HOUSE
D.H. DUMB WAITER
C.S.A. CAST IRON SOIL PIPE ASTM A-74
F.V. FLUSH VALVE
S. SOIL
F. FLUSH LINE
C.W. COLD WATER
H.W. HOT WATER
H.W.R. HOT WATER RETURN
D.F.W.H.W.H. DIRECT FIRED WATER HEATER
LINEN & RUBBISH CHUTE PLANS DETAILS
GROUND FLOOR PLAN
FIN. FLOOR EL. 153.90
SCALE 1/8" = 1'-0"
N
EXISTING HOSPITAL
ADDITION TO
REVISIONS
ST. JOSEPH'S HOSPITAL
SISTERS OF ST. JOSEPH
KANSAS
GROUND FLOOR PLAN
MAGUOLO AND QUICK
ARCHITECTS & ENGINEERS
DETROIT, MICH. ST. LOUIS, MO.
MINNEAPOLIS, MINN. CINCINNATI, OHIO
DRAWING NO. 548 B
DRAWING NO. P-3
SCALE As Noted
ISSUED 2-4-52
APPROVED
MAY 1952
STATE OF KANSAS



FIRST FLOOR PLAN
SCALE: 1/8"-1'-0"

ADDITION TO

REVISIONS

ST. JOSEPH'S HOSPITAL
SISTERS OF ST. JOSEPH
KANSAS


FIRST FLOOR PLAN

DR. T.R.A.
TR. C.A.R.
CH.

MAGUOLO AND QUICK
ARCHITECTS ENGINEERS
DETROIT, MICH. ST. LOUIS, MO.
MINNEAPOLIS, MINN. CINCINNATI, OHIO

ISSUED
APPROVED
7-1-58

JOB NO. 548
DRAWING NO. P-4
SCALE As Noted



SECOND FLOOR PLAN
Scale 1/8"=1'-0"

ADDITION TO

REVISIONS

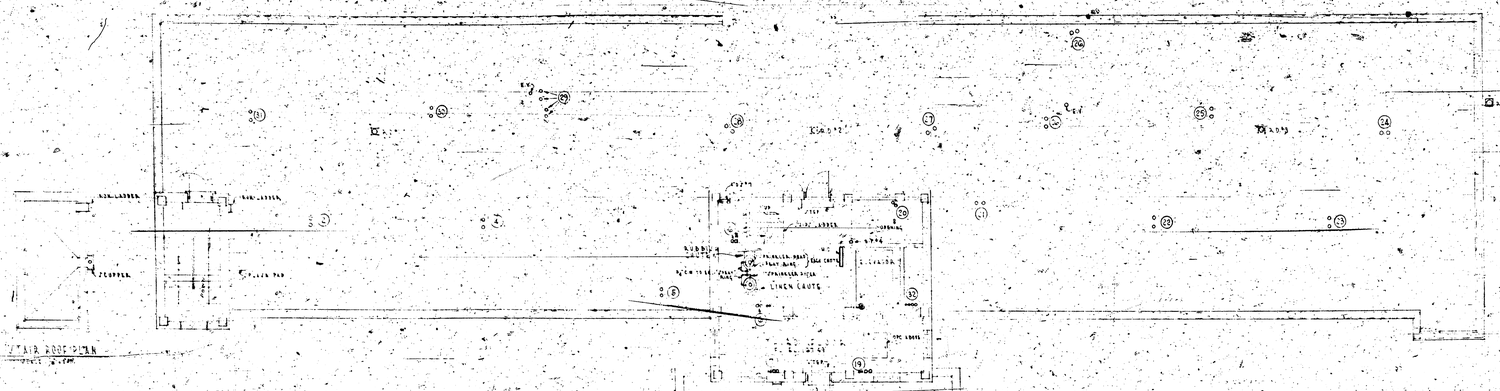
ST. JOSEPH'S HOSPITAL
SISTERS OF ST. JOSEPH
WICHITA KANSAS


SECOND FLOOR PLAN

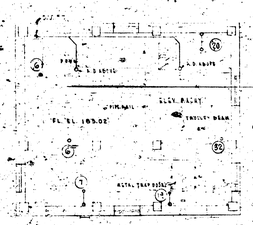
DRAWN TR CAP CH

MAGUOLO AND QUICK
ARCHITECTS ENGINEERS
DETROIT MICH. ST. LOUIS MO.
MINNEAPOLIS MINN. CINCINNATI OHIO

COMMISSION NO. 548 B
DRAWING NO. P-5
SCALE As Noted
ISSUED 2-4-52
APPROVED









THIRD FLOOR & ROOF PLAN

ADDITION TO

ST. JOSEPH'S HOSPITAL
SISTERS OF ST. JOSEPH
WICHITA KANSAS

THIRD FLOOR & ROOF PLAN

REVISIONS

MAGUOLO AND QUICK
ARCHITECTS - ENGINEERS
DETROIT, MICH. ST. LOUIS, MO.
MINNEAPOLIS, MINN. CINCINNATI, OHIO.

DR. T.F.D.
TR. C.H.R.
CH.

JOB NUMBER 548
DRAWING NO. P-6
ISSUED 7-24-52
APPROVED
SCALE As Noted

PLUMBING RISER DIAGRAMS

NOT TO SCALE

(1) EXTEND ALL WASTE AND VENT PIPING, INDIVIDUALLY THRU FUTURE 3RD FLOOR OR PRESENT ROOF, AND AT TOWN WATER PIPING EXTEND THRU VENT HOODS
(2) PROVIDE PLUGGED OPENINGS IN TOP OF WASTE STACKS FOR FUTURE INSTALLATION OF FIXTURES ON 3RD FLOOR, AS INDICATED
(3) TERMINATE WATER RISERS AT 2ND FLOOR CEILING OR IN VENT HOODS - SET SLEEVES IN FUTURE 3RD FLOOR ON PRESENT ROOF FOR FUTURE EXTENSIONS OF WATER RISERS

△ STAND PIPE RISERS △ DOWNSPOUT RISER DIAGRAMS △

ADDITION TO

ST. JOSEPH'S HOSPITAL
SISTERS OF ST. JOSEPH
WICHITA KANSAS

RISER DIAGRAMS

REVISIONS

MASCUCCI AND QUICK
ARCHITECTS ENGINEERS
DETROIT, MICH. ST. LOUIS, MO.
LINCOLN, NEB. MINN. INDIANAPOLIS

CONSTRUCTION NO. 548
DRAWING NO. P-7
SCALE AS NOTED
DATE 2-1-52

DETAIL OF TYPICAL EXTERIOR CATCH BASIN

SCALE: 1" = 1'-0"

DETAIL OF TYPICAL INTERIOR CATCH BASIN

SCALE: 1" = 1'-0"

DETAIL OF TYPICAL INTERIOR CURB & GUTTER CLEAN OUT

SCALE: 1" = 1'-0"

PROFILE OF SANITARY SEWER

SCALE: HOR. 1" = 50' VERT. 1" = 5'

HORIZONTAL SECTION AT "A-A"

DETAIL OF TYPICAL MANHOLE

SCALE: 1" = 1'-0"

DETAIL OF DOWNSPOUT SHOE

SCALE: 1" = 1'-0"

DETAIL OF CURB & GUTTER EXPANSION JOINT

SCALE: 1" = 1'-0"

PROFILE OF STORM SEWER

SCALE: HOR. 1" = 50' VERT. 1" = 5'

PROFILE OF SANITARY SEWER

SCALE: HOR. 1" = 50' VERT. 1" = 5'

PROFILE OF SAN. TARY SEWER

SCALE: HOR. 1" = 50' VERT. 1" = 5'

ADDITION TO

ST. JOSEPH'S HOSPITAL

SISTERS OF ST. JOSEPH

WICHITA, KANSAS

PROFILES & DETAILS

MAGUOLO AND QUICK
ARCHITECTS ENGINEERS

DETROIT, MICH.
MINNEAPOLIS, MINN.
ST. LOUIS, MO.
CINCINNATI, OHIO

COMMISSION NO. 548 B

SHEET NO. P-8

REVISIONS