CITY OF WICHITA

WATER DEPARTMENT

DESIGN & PLANNING DIVISION

PLAN AND PROFILE OF WATER MAIN CONSTRUCTION

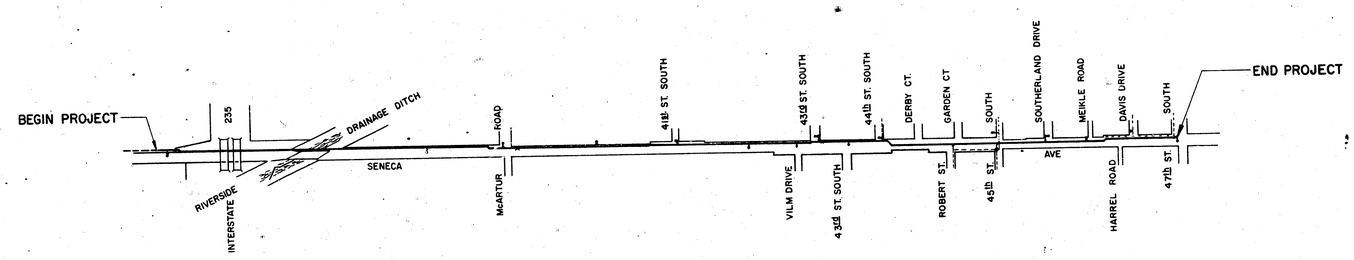

Scale 1" = 400'

LEGEND

PROPOSED 16" WATER MAIN

PROPOSED FIRE HYDRANT

PROPOSED VALVE (16")

EXISTING WATER MAIN

PROPOSED OUTLET WITH VALVE

RECOMMENDED FOR APPROVAL

Bill H. Otten

Supt. of Design & Planning

APPROVED

Foster J. Burke

Operations Chief Engineer

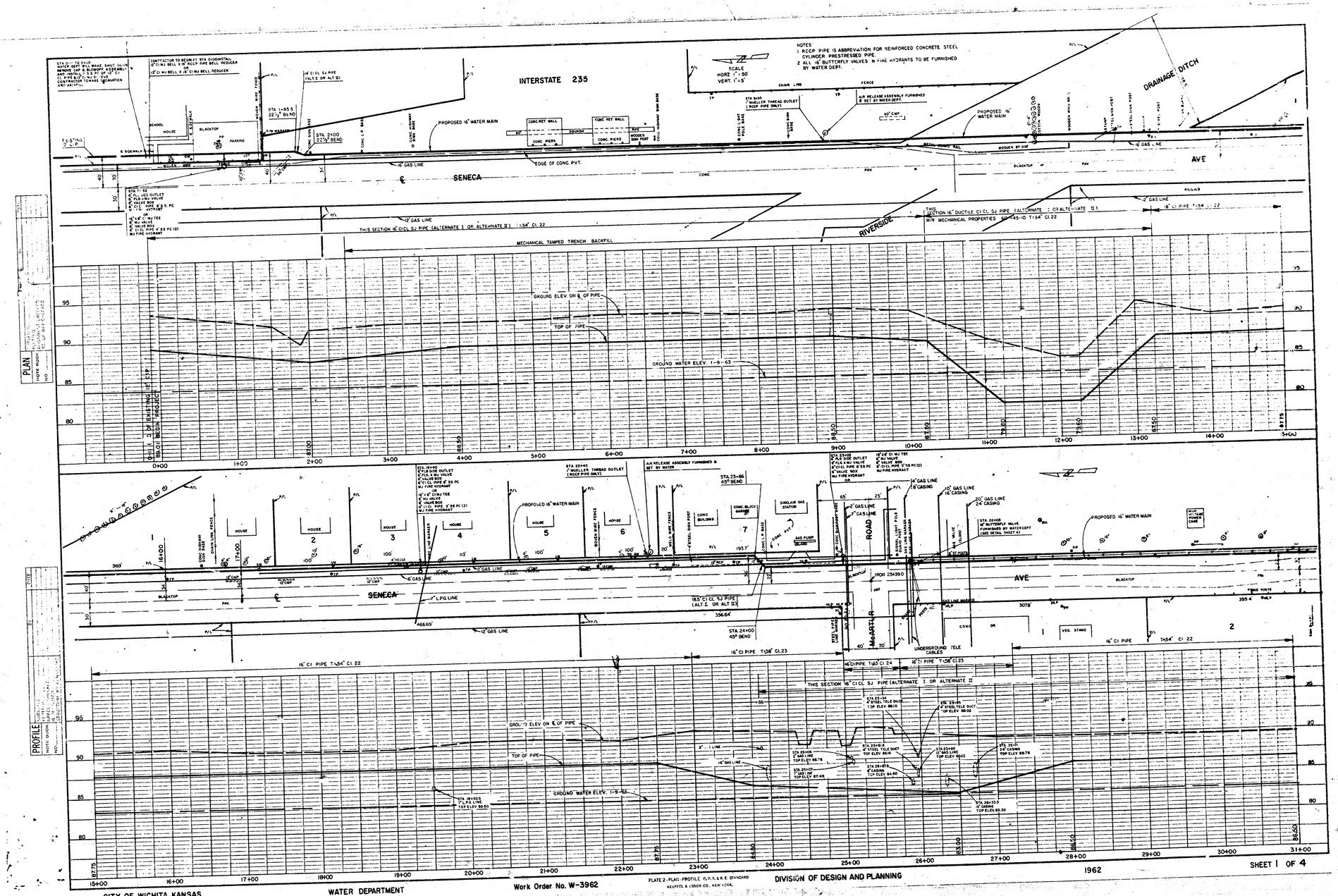
NOTES
1 RCCP PIPE IS ABBREVIATION FOR REINFORCED CONCRETE STEEL CYLINDER PRESTRESSED PIPE.
2 ALL 16" BUTTERFLY VALVES & FIRE HYDRANTS TO BE FURNISHED BY WATER DEPT.
SCALE
HORZ 1" = 50'
VERT. 1" = 5'
INTERSTATE 235
SENECA
AVE
DRAINAGE DITCH
RIVERSIDE
MCARTLE
ROAD
PROPOSED 16" WATER MAIN
16" GAS LINE
12" GAS LINE
THIS SECTION 16" CI CL SJ PIPE (ALTERNATE I OR ALTERNATE II) T=.54" CI. 22
MECHANICAL TAMPED TRENCH BACKFILL
GROUND ELEV. ON ℄ OF PIPE
TOP OF PIPE
GROUND WATER ELEV. 1-9-63
16" CI PIPE T=.54" CI. 22
16" CI PIPE T=.38" CI. 23
16" CI PIPE T=.53 CI. 24
THIS SECTION 16" CI CL SJ PIPE (ALTERNATE I OR ALTERNATE II
PLAN
PROFILE
CITY OF WICHITA, KANSAS
WATER DEPARTMENT
Work Order No. W-3962
PLATE 2 - PLAN - PROFILE O.P.T. & R.R. STANDARD
KEUFFEL & ESSER CO. NEW YORK
DIVISION OF DESIGN AND PLANNING
1962
SHEET 1 OF 4

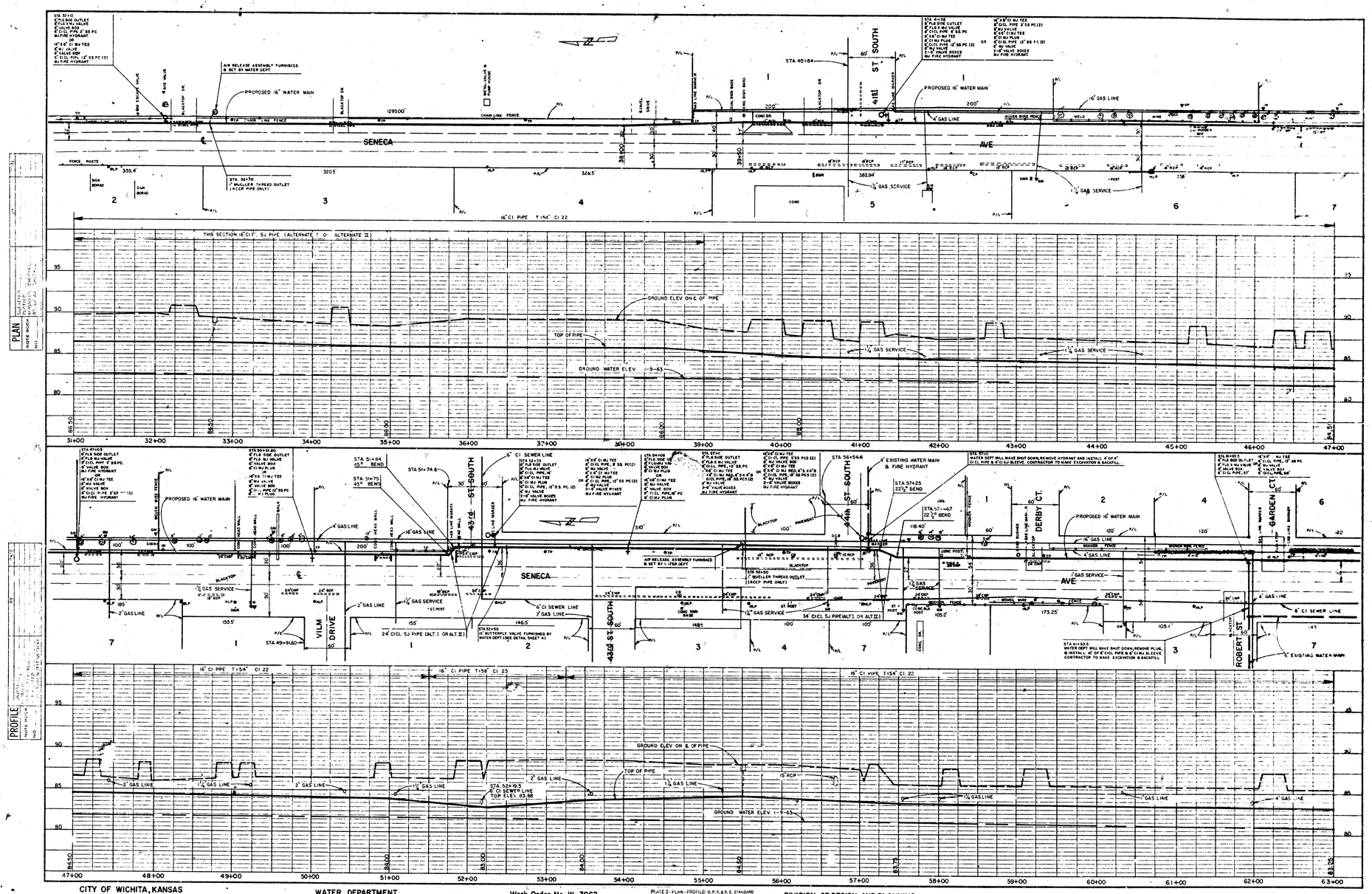

CITY OF WICHITA, KANSAS | WATER DEPARTMENT | Work Order No. W-3962 | PLATE 2 - PLAN - PROFILE: G.P.R.S. & R.E. STANDARD KEUFFEL & ESSER CO., NEW YORK. | DIVISION OF DESIGN AND PLANNING | 1962 | SHEET 2 OF 4

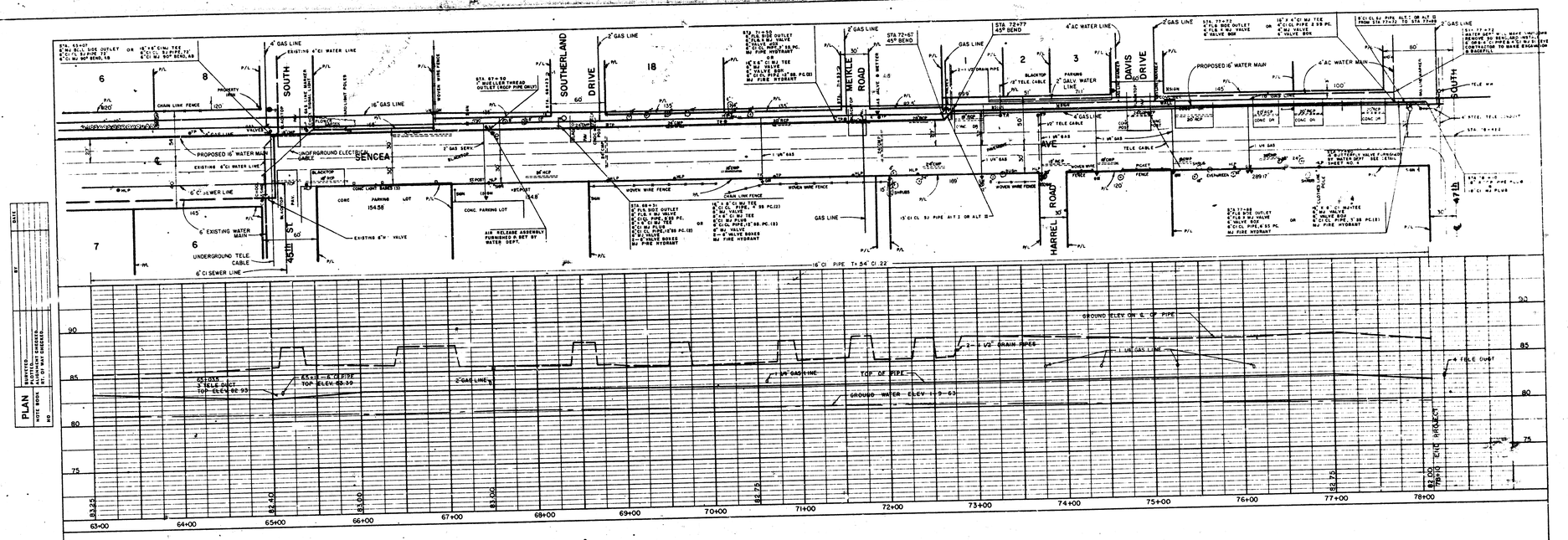

PLAN — SURVEYED ____ PLOTTED ____ ENGINEERING CHECKED ____ NOTE BOOK ____ NO. ____ DATE ____ BY ____

PROFILE — SURVEYED ____ PLOTTED ____ ENGINEERING CHECKED ____ NOTE BOOK ____ NO. ____ STRUCTURE (SQ.FT.) IN CH.PG. ____ DATE ____ BY ____

CITY OF WICHITA, KANSAS — WATER DEPARTMENT — Work Order No. W-3962 — PLATE 2-PLAN-PROFILE O.P.W. & R.E. STANDARD 100% ASEPROOF YELLUM—MADE AND PRINTED IN U.S.A. EUGENE DIETZGEN CO. — DIVISION OF DESIGN AND PLANNING — 1962 — SHEET 3 OF 4

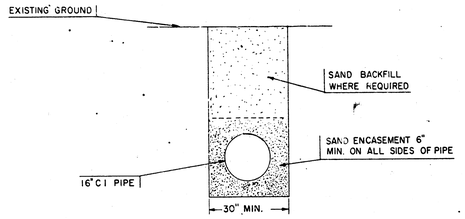

SAND ENCASEMENT FOR C.I. PIPE ONLY

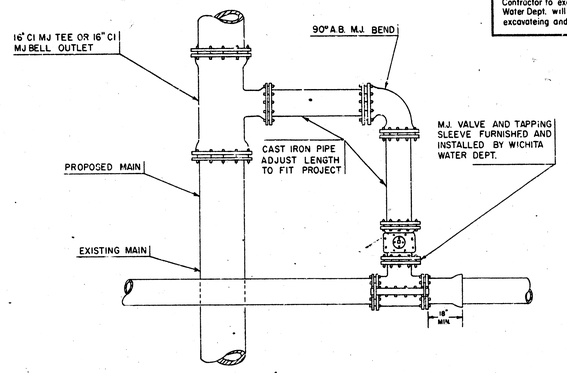

TYPICAL INDIRECT CROSS CONNECTION

Note:
Contractor to excavate and prepare tap hole, Water Dept. will make tap on existing main, excavateing and backfill at no extra cost

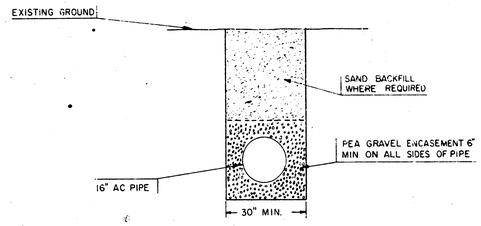

PEA GRAVEL ENCASEMENT FOR AC PIPE ONLY

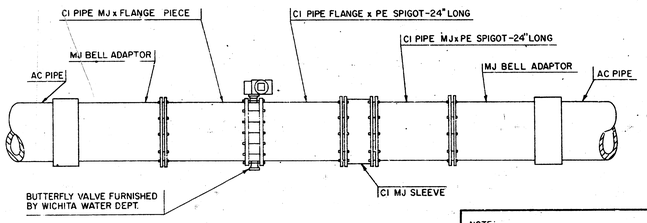

TYPICAL VALVE SETTING DETAIL IN AC PIPE LINE

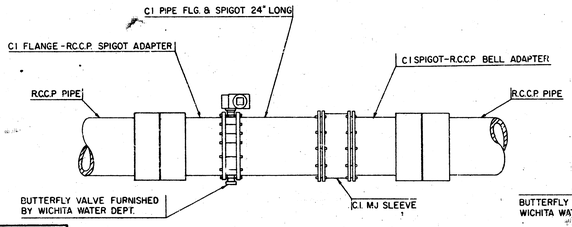

TYPICAL VALVE SETTING DETAIL IN R.C.C.P. PIPE LINE

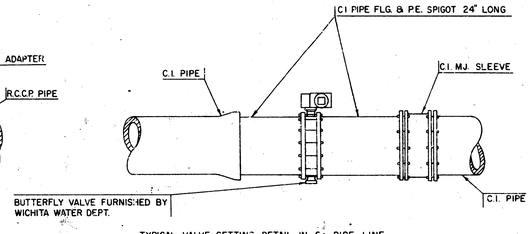

TYPICAL VALVE SETTING DETAIL IN C.I. PIPE LINE

NOTE:
BOLTS & NUTS FOR INSTALLATION OF BUTTERFLY VALVE TO BE FURNISHED BY CONTRACTOR

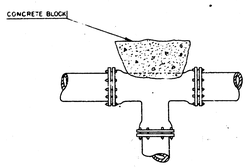

TEE

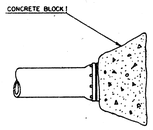

PLUG

PIPE SIZE	THRUST AT FITTINGS IN TONS - AT 150#/IN² P.					
	PLUG	90°	45°	22½°	11¼°	TEE
6"	2.12	2.968	1.613	.827	.416	2.12
8"	3.76	5.33	2.88	1.470	.740	3.76
12"	8.48	11.99	6.49	3.209	1.66	8.48
16"	15.07	21.32	11.54	5.88	2.96	15.07

TYPICAL THRUST BLOCKS

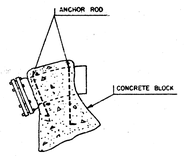

THRUST BLOCK WITH ANCHOR RODS

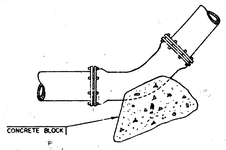

BEND

CITY OF WICHITA
WATER DEPARTMENT
DESIGN AND PLANNING DIVISION

Scale NONE	Approved By	Drawn By T.W.F.
Date 12-14-62		Revised

DETAIL SKETCHES

Job. 16" MAIN IN SENECA AVE FROM 35th ST. SOUTH TO 47th ST. SOUTH

W.O. Number W-3962