BRUNSWICK AVE.

N. L. MAPLE TO S. L. DOUGLAS

GENERAL NOTES

1. DRIVEWAY CONSTRUCTION

   NO MORE THAN 11,250 SQUARE FEET OF DRIVEWAY SHALL BE CONSTRUCTED AS A PART OF THIS CONTRACT.

   THE REMOVAL AND REPLACEMENT OF EXISTING DRIVEWAYS TO FACILITATE GRADE ADJUSTMENT OUTSIDE OF STREET RIGHT-OF-WAY MAY BE COMPLETED AS SHOWN ON THE PLAN; THIS WORK SHALL BE CHARGED TO THE PROJECT.

   MISSING PIECES OF DRIVEWAY OUTSIDE OF STREET RIGHT-OF-WAY MAY BE CONSTRUCTED AS A PART OF THIS CONTRACT; THIS WORK SHALL BE CHARGED DIRECTLY TO THE PROPERTY INVOLVED.

   ANY WORK OUTSIDE OF STREET RIGHT-OF-WAY SHALL BE AUTHORIZED ON A PROPERLY EXECUTED DRIVEWAY REQUEST FORM.

2. MAILBOXES WITHIN THE PROJECT LIMITS SHALL BE REMOVED AND REPLACED BY THE CONTRACTOR AS APPROVED BY THE ENGINEER. CONTRACTOR SHALL BE REQUIRED TO MAKE SATISFACTORY PROVISIONS FOR MAIL DELIVERY TO PROPERTIES AFFECTED BY THIS PROJECT DURING CONSTRUCTION.

3. CURB AND GUTTER WITH A WIDENED GUTTER SECTION AT INTERSECTIONS SHALL BE PAID AS COMBINED CURB & GUTTER.

4. THE COST OF REMOVING RAILROAD TIES, CONCRETE CURBS, CONCRETE PADS, OR ANY OTHER ITEM USED AS A HEADWALL FOR CULVERT PIPES, OR BORDERS FOR EXISTING DRIVEWAYS, SHALL BE INCIDENTAL TO PIPE REMOVED. RAILROAD TIES SHALL BE SALVAGED AND DELIVERED TO THE PROPERTY OWNER. IF THE OWNER DOES NOT WANT THE RAILROAD TIES, THE CONTRACTOR SHALL DISPOSE OF THEM IN AN APPROVED MANNER.

5. DRAIN PIPE SHALL BE 4" PVC PIPE, S.D.R. 23.5.

6. FENCE REMOVAL

   EXISTING FENCES WITHIN STREET RIGHT-OF-WAY THAT DO NOT CONFLICT WITH PAVEMENT CONSTRUCTION, AS DETERMINED BY THE ENGINEER, WILL NOT BE REMOVED.

   EXISTING FENCES WITHIN STREET RIGHT-OF-WAY THAT ARE IN CONFLICT WITH PAVEMENT CONSTRUCTION, AS DETERMINED BY THE ENGINEER, SHALL BE SALVAGED AND DELIVERED TO THE PROPERTY OWNER. IF THE OWNER DOES NOT WANT THE SALVAGED MATERIAL, IT SHALL BE DISPOSED OF IN AN APPROVED MANNER BY THE CONTRACTOR. THE CONTRACTOR SHALL EXERCISE REASONABLE CARE TO AVOID DAMAGE TO FENCING MATERIALS DURING SALVAGE OPERATIONS IF THE FENCING MATERIAL IS TO BE DELIVERED TO THE PROPERTY OWNER. ALL WORK DEFINED IN THIS PARAGRAPH SHALL BE INCLUDED IN THE ITEM FENCE REMOVED.

BM 141.15 'D' NE CORNER HEADWALL R.C.B. 1152 FT. W OF RIDGE ROAD ON SS MAPLE.
BM 138.42 NAIL S FL P.P. N SIDE MAPLE 47H P.P. W OF RIDGE ROAD.
BM 141.10 CITY STD. DISC. WOODCHUCK & MAPLE. 52 FT. S & 32 FT. W OF CL BOTH (4' E OF HIGHLINE POLES N-S).
BM 145.88 R.R. SPIKE SE CORNER DOUGLAS & BRUNSWICK W.S. P.P.
BM 142.52 'D' CUT TOP OF N CURB MEDIAL AT CL BRUNSWICK.

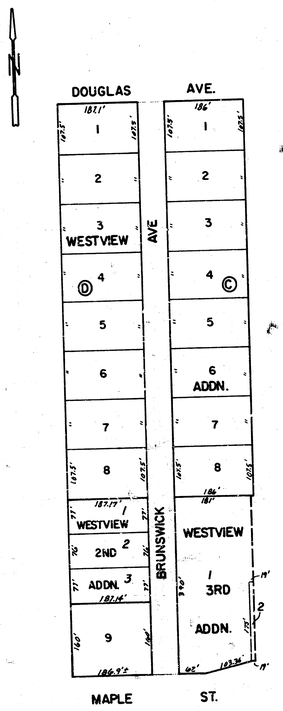

PROJECT DESCRIPTION	
PROJECT NUMBER 472 76 245 81239 000 000 001	
BOOK NO. LES 26 / DRAWN BY K E K	APPROVED BY / DATE / REVISED 1/7
CITY OF WICHITA DEPARTMENT OF ENGINEERING	
DIRECTOR OF ENG./CITY ENGINEER R. W. BRUGGEMAN	SCALE 1" = 20'

FILMED FROM THE BEST AVAILABLE COPY....

TYPICAL 31' PAVEMENT DETAILS

BRUNSWICK AVE.

TRANSVERSE SECTION

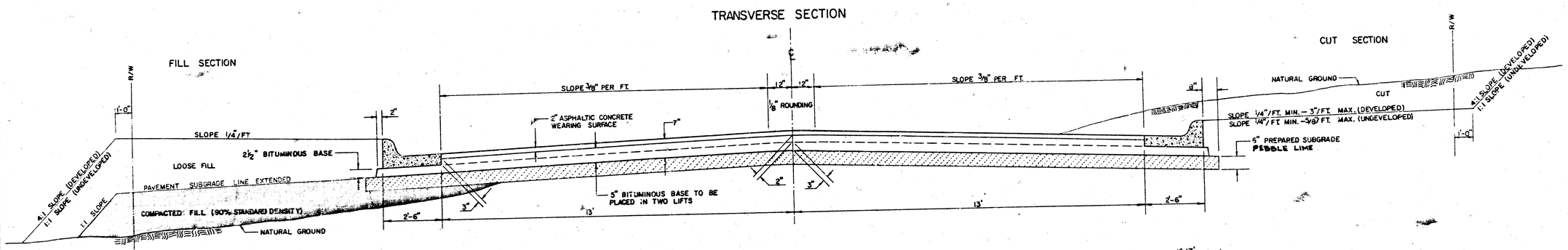

ELEVATION OFFSETS

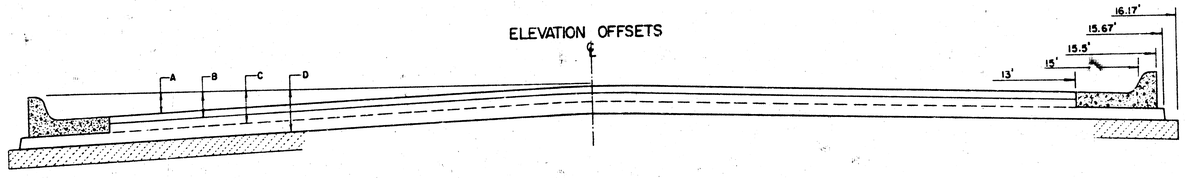

	DISTANCE FROM CENTERLINE (LT. & RT.)												
	0'	2'	4'	6'	7.5'	10'	12'	13'	15'	15.5'	15.67'	16.17'
A: TOP OF CURBS TO TOP OF SURFACE LIFT	0.10	0.14	0.21	0.27	0.32	0.39	0.46	0.49	—	—	—	—
B: TOP OF CURBS TO TOP OF UPPER BASE LIFT	0.27	0.31	0.38	0.44	0.49	0.56	0.63	0.66	—	—	—	—
C: TOP OF CURBS TO TOP OF LOWER BASE LIFT	0.44	0.49	0.57	0.64	0.70	0.79	0.87	0.90	0.98	1.00	1.00	—
D: TOP OF CURBS TO TOP OF SUBGRADE	0.69	0.73	0.80	0.87	0.93	1.01	1.08	1.12	1.19	1.21	1.21	1.23

COMBINED CURB & GUTTER

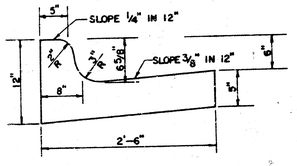

ROLL TYPE COMBINED CURB & GUTTER

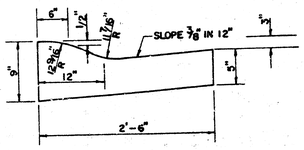

GENERAL NOTES

1) THE ASPHALTIC CONCRETE PAVEMENT BETWEEN THE COMBINED CURB AND GUTTER SHALL BE PAID AS SQUARE YARDS OF 7" ASPHALTIC CONCRETE (5" BITUMINOUS BASE).

2) THE BITUMINOUS BASE UNDER AND BEHIND THE COMBINED CURB AND GUTTER SHALL BE PAID AS SQUARE YARDS OF 2 1/2" BITUMINOUS BASE.

3) A TACK COAT OF EMULSIFIED ASPHALT (SC-1H OR CSS-1H) SHALL BE APPLIED AT AN APPROXIMATE RATE OF 0.05 GALLONS PER SQUARE YARD BETWEEN EACH LIFT OF ASPHALTIC MATERIAL.

4) BITUMINOUS BASE AND ASPHALTIC CONCRETE WEARING SURFACE SHALL BE PLACED WITH A LAYDOWN MACHINE HAVING AUTOMATIC CONTROLS FOR LINE AND GRADE.

5) CONSTRUCTION JOINTS IN EACH LIFT SHALL BE STAGGERED A MINIMUM DISTANCE OF ONE (1) FOOT FROM JOINTS IN PRECEDING LIFTS AND PLACED SO THAT A JOINT WILL BE CONSTRUCTED ON THE CENTERLINE OF THE TOP LIFT.

6) CONTRACTOR TO BID ONLY ONE SUBGRADE TREATMENT ALTERNATE WHEN ALTERNATES ARE PROVIDED IN THE PROPOSAL AND CONTRACT. THE ALTERNATE CHOSEN BY THE SUCCESSFUL BIDDER SHALL BE USED IN CONSTRUCTING THIS PROJECT.

TRANSVERSE CONSTRUCTION JOINTS

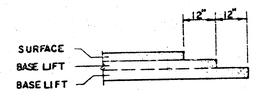

TRANSVERSE CONSTRUCTION JOINTS SHALL BE CONSTRUCTED IN FLEXIBLE BASE PAVEMENTS AT LOCATIONS WHERE PAVEMENT TEMPORARILY ENDS AS SHOWN BY THE DETAIL. THE COST OF CONSTRUCTION JOINTS SHALL BE INCLUDED IN THE BID PRICE FOR SQUARE YARDS 7" ASPHALTIC CONCRETE (5" BITUMINOUS BASE).

DONALD E. SCHNEIDER
6311
LICENSED
KANSAS
PROFESSIONAL ENGINEER

7 INCH RESIDENTIAL ASPHALTIC CONCRETE PAVEMENT WITH 5 INCH BITUMINOUS BASE
CITY OF WICHITA, KANSAS
PROJECT NUMBER
472 76 245 81239 000 000 001

2/2

FILMED FROM THE BEST

N

SCALE: 1"=20'

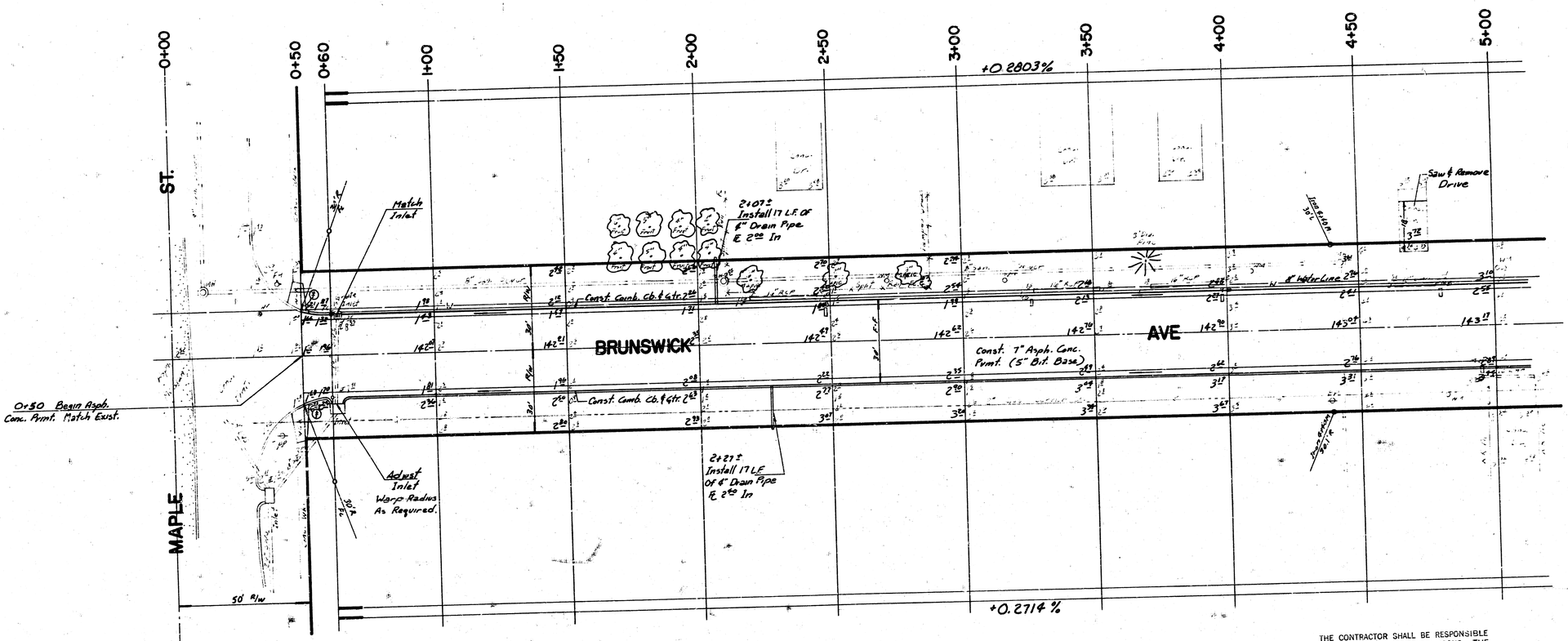

① – Const. Wheelchair Ramp Wings.

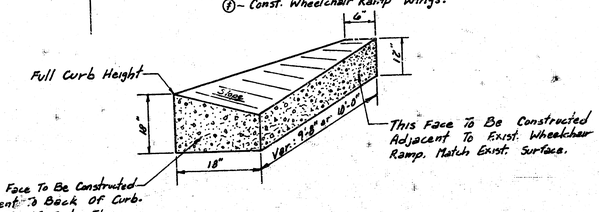

WHEELCHAIR RAMP WING DETAILS

Note: All Cost Associated With Constructing Wheelchair Ramp Wings To Be Subsidiary To Project. Item Will Not Be Bid.

EARTHWORK

	EXCAVATION
'X'- SECTION	2,396.1 C.Y.
10 %	239.6 C.Y.
TOTAL	2,635.7 C.Y.

THE CONTRACTOR SHALL BE RESPONSIBLE FOR PRESERVING PROPERTY IRONS. THE CONTRACTOR SHALL BE REQUIRED TO RE-ESTABLISH ANY PROPERTY IRONS WHICH ARE DAMAGED OR DESTROYED BY HIS CONSTRUCTION OPERATIONS. SUCH IRONS SHALL BE RE-ESTABLISHED BY A LICENSED LAND SURVEYOR OR A LICENSED PROFESSIONAL ENGINEER IN ACCORDANCE WITH STATE LAWS.

DONALD E. SCHNEIDER LICENSED 6311 KANSAS PROFESSIONAL ENGINEER

PROJECT DESCRIPTION

BRUNSWICK AVE. 3/7

PROJECT NUMBER

172 76 245 81239 000 000 001

FILMED FROM THE BEST

N

SCALE: 1" = 20'

5+00 5+50 6+00 6+50 7+00 7+50 8+00 8+50 9+00 9+50 10+00 10+50

PVI
NO V.C.
EL.= 144.22

+0.2803% +0.6320%

BRUNSWICK AVE.

Saw & Remove Drive

Saw & Remove Drive

Saw & Remove Drive

Saw & Remove Drive

Saw & Remove Drive

Saw & Remove Drive

Const. Comb. Ch. & Gtr.

Const. Comb. Ch. & Gtr.

Const. 7" Asph. Conc. Pvmt. (5" Bit. Base)

8" Waterline

Removal of base to be incidental to Proj.

+0.2714% +0.6280%

PVI
NO V.C.
EL = 144.53

DONALD E. SCHNEIDER
LICENSED
6311
KANSAS
PROFESSIONAL ENGINEER

PROJECT DESCRIPTION

BRUNSWICK AVE. 4/7

PROJECT NUMBER

472 76 245 81239 000 000 001

FILMED FROM THE BEST AVAILABLE COPY

N

SCALE: 1"=20'

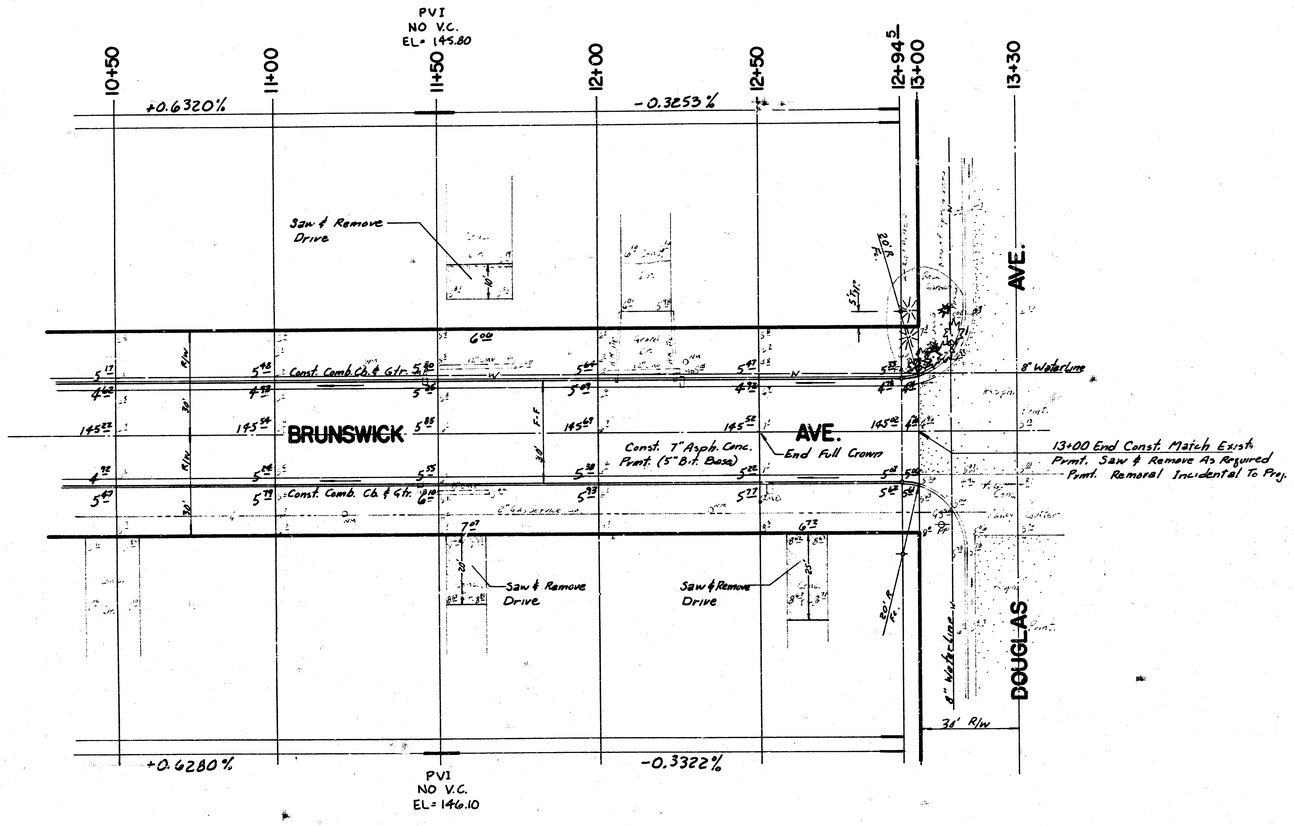

DONALD E. SCHNEIDER LICENSED NO. 6311 KANSAS PROFESSIONAL ENGINEER

PROJECT DESCRIPTION

BRUNSWICK AVE. 5/7

PROJECT NUMBER

472 76 245 81239 000 000 001

FILMED FROM THE BEST AVAILABLE COPY

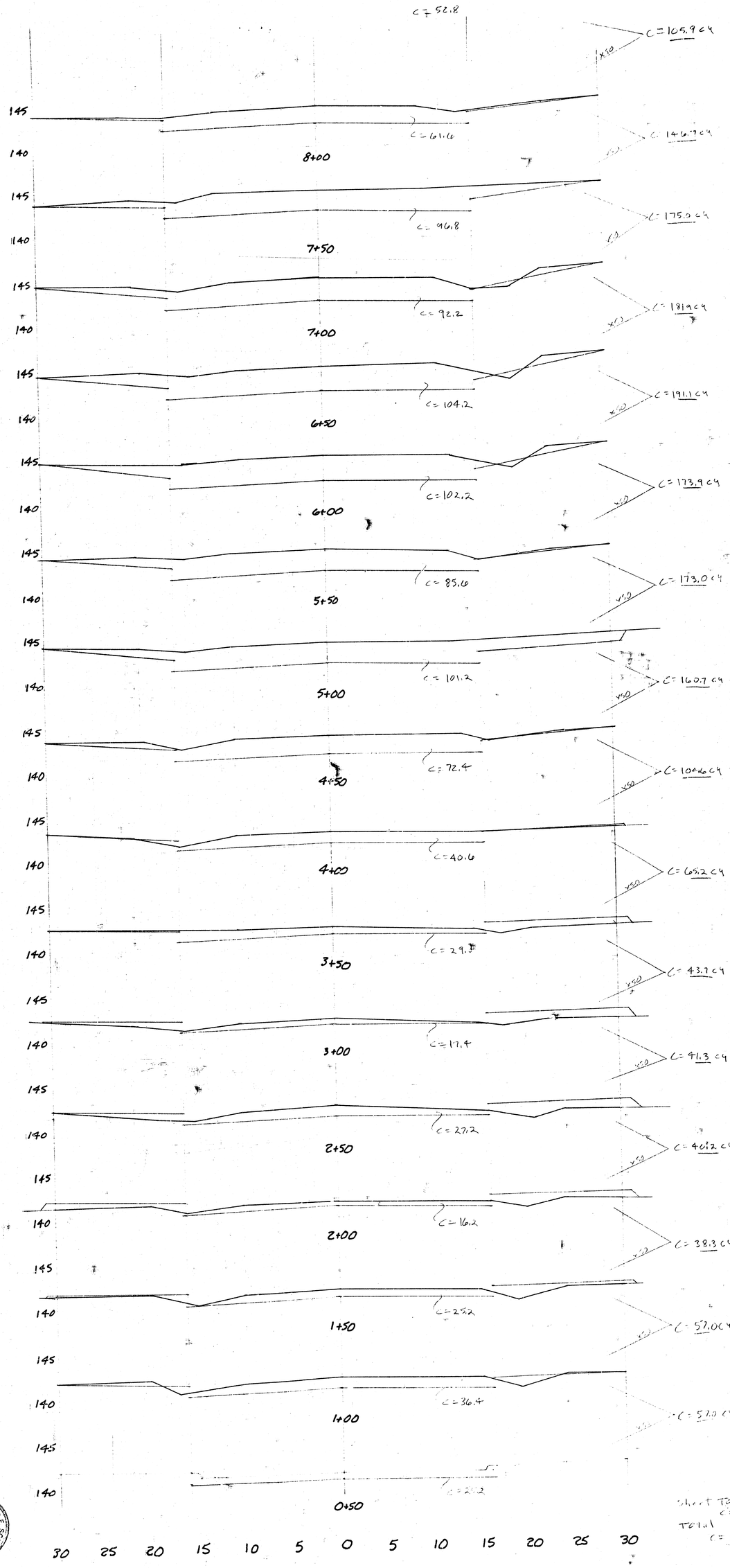

BRUNSWICK AVE.

412 76 145 81237 000 000 001

DONALD E. [illegible] 6311 REGISTERED PROFESSIONAL ENGINEER

FILMED FROM THE BEST AVAILABLE COPY

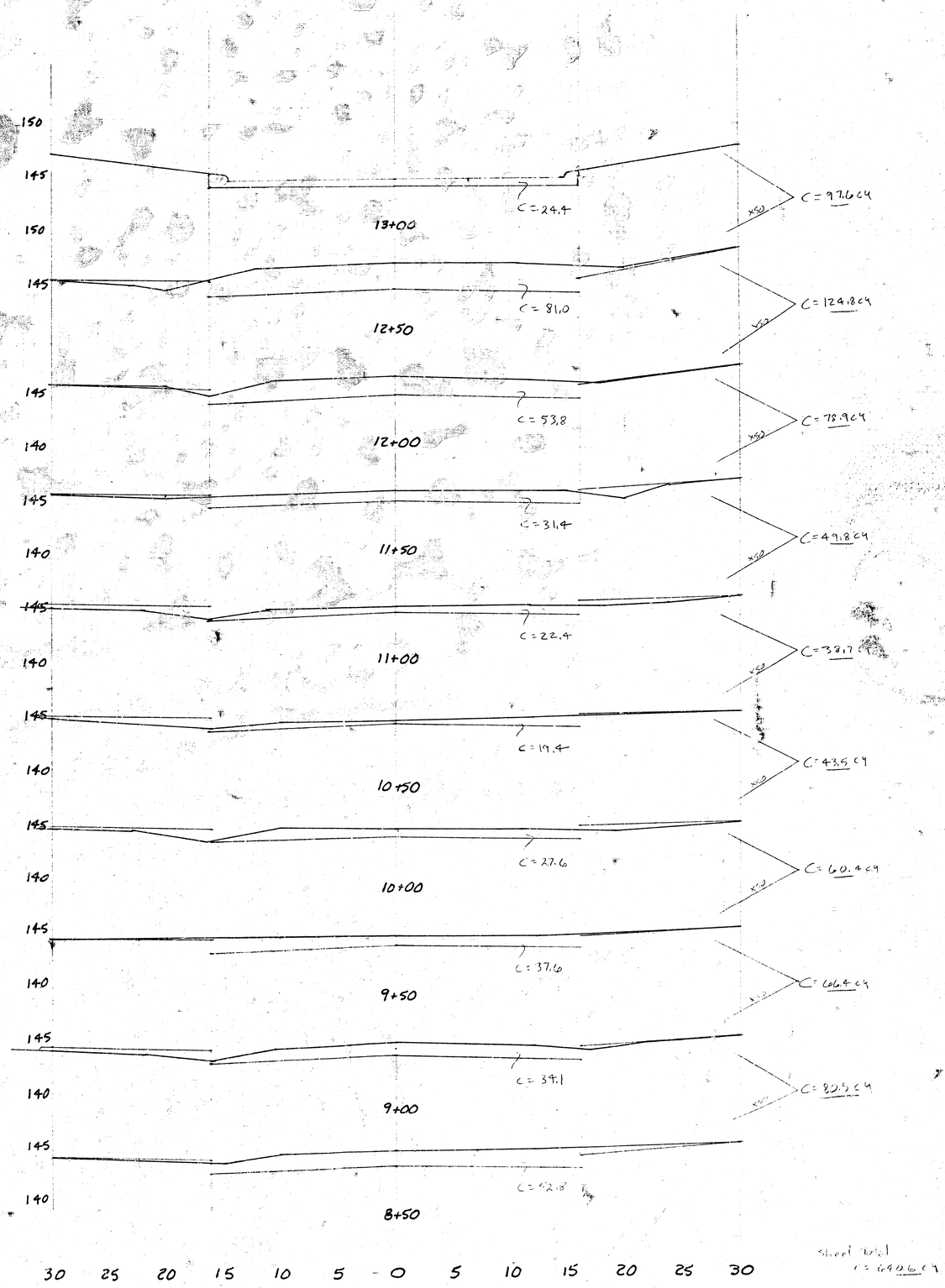

Sheet Total
C = 640.6 cy

7/4

BRUNSWICK AVE.
472 76 245 81239 000000 001

10 5 1 2

7/4

DONALD E. SCHNEIDER
LICENSED
6311
KANSAS
PROFESSIONAL ENGINEER

FILMED FROM THE BEST
AVAILABLE COPY