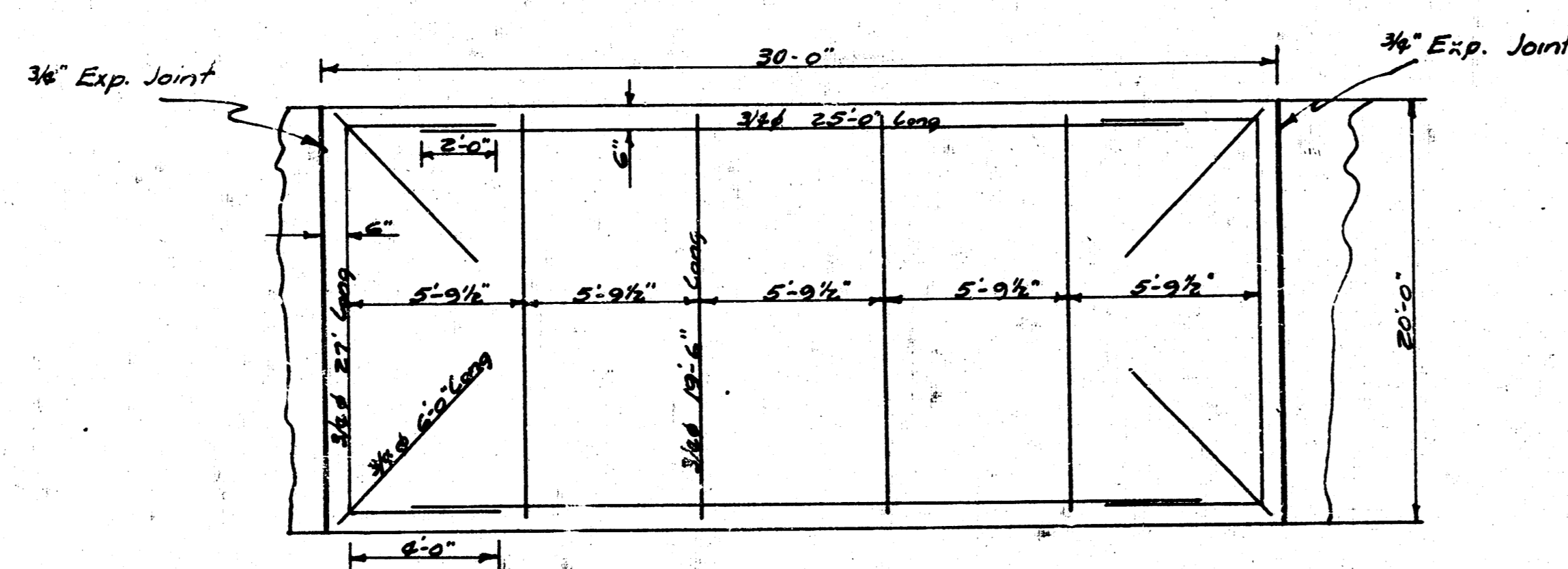
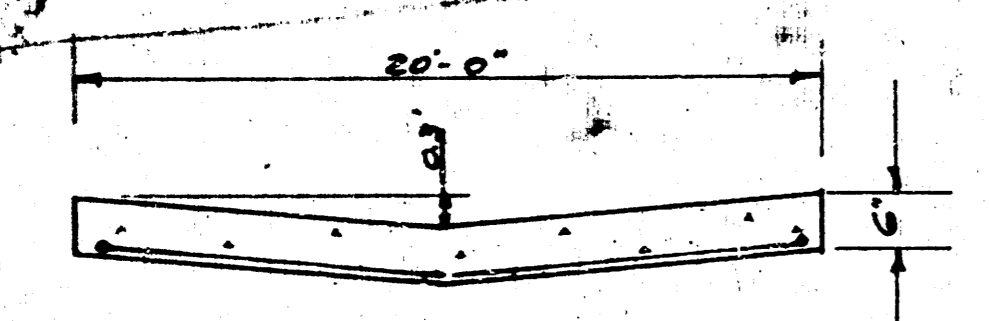
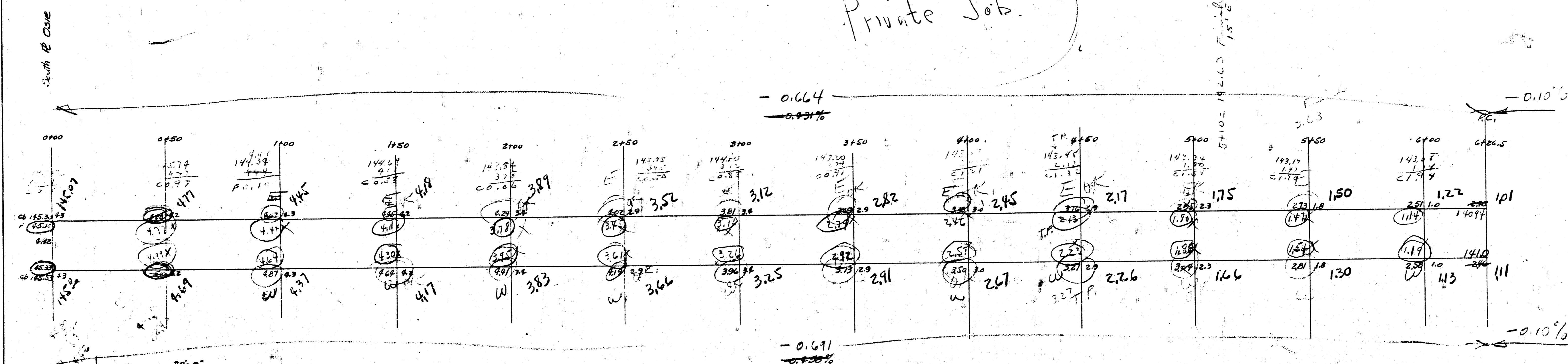


Sheet 2 of 2  
 Alley Bet. Edgemore & Parkwood  
 S.L. OSIE to E.L. PARKWOOD  
 CITY OF WICHITA, KANSAS  
 20' CONC.  
 BUILDER'S INC. MAY 1950

BM. 146.89 WICHITA STANDARD SW. COR. EDGEWOOD  
HARRY

Private Job.



- NOTE:-
1. Elevations to Right of Sta. lines are ground Elevations
  2. All Fill under pavement shall be stabilized with sand and compacted, in 6" lifts, with a sheeps foot roller
  3. Pavement shall be poured full width in one pour
  4. Pavement shall be reinforced as shown in detail
  5. Exp. Joint to be non-extruding type

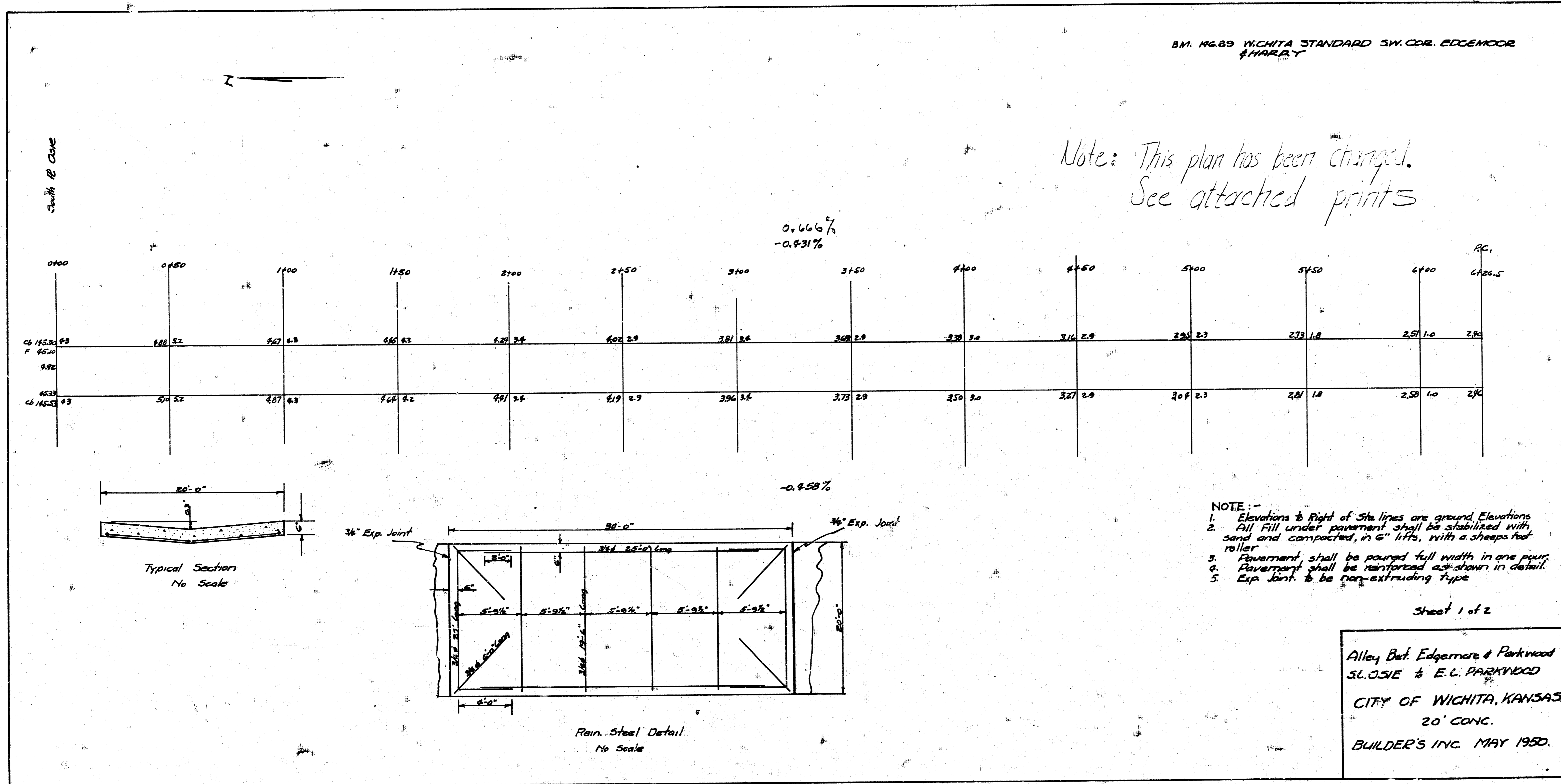
Sheet 1 of 2

Alley Bet. Edgemore & Parkwood  
SLODIE & E.L. PARKWOOD  
CITY OF WICHITA, KANSAS  
20' CONC.  
BUILDER'S INC. MAY 1950.

143.10  
144.87

BM. 1689 WICHITA STANDARD SW. COR. EDGEWOOD & HARRY

Note: This plan has been changed.  
See attached prints



- NOTE:-
1. Elevations to right of Sta lines are ground Elevations
  2. All Fill under pavement shall be stabilized with sand and compacted, in 6" lifts, with a sheeps foot roller
  3. Pavement shall be poured full width in one pour.
  4. Pavement shall be reinforced as shown in detail.
  5. Exp. Joint to be non-extruding type

Sheet 1 of 2

Alley Bet. Edgemore & Parkwood  
S.L. OSIE & E.L. PARKWOOD  
CITY OF WICHITA, KANSAS.  
20' CONC.  
BUILDER'S INC. MAY 1950.

