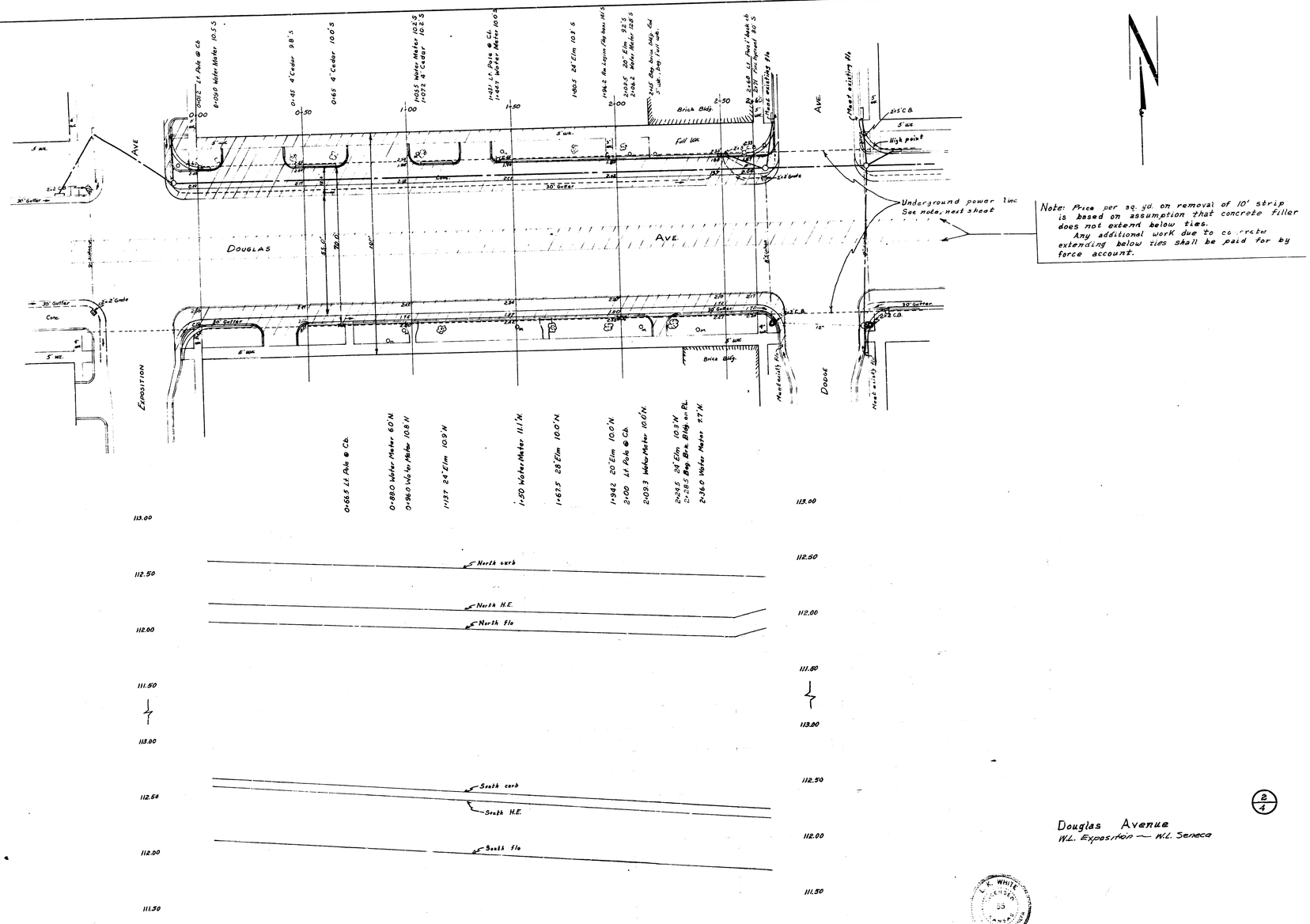

Douglas Avenue
W.L. Exposition — W.L. Seneca

2/4

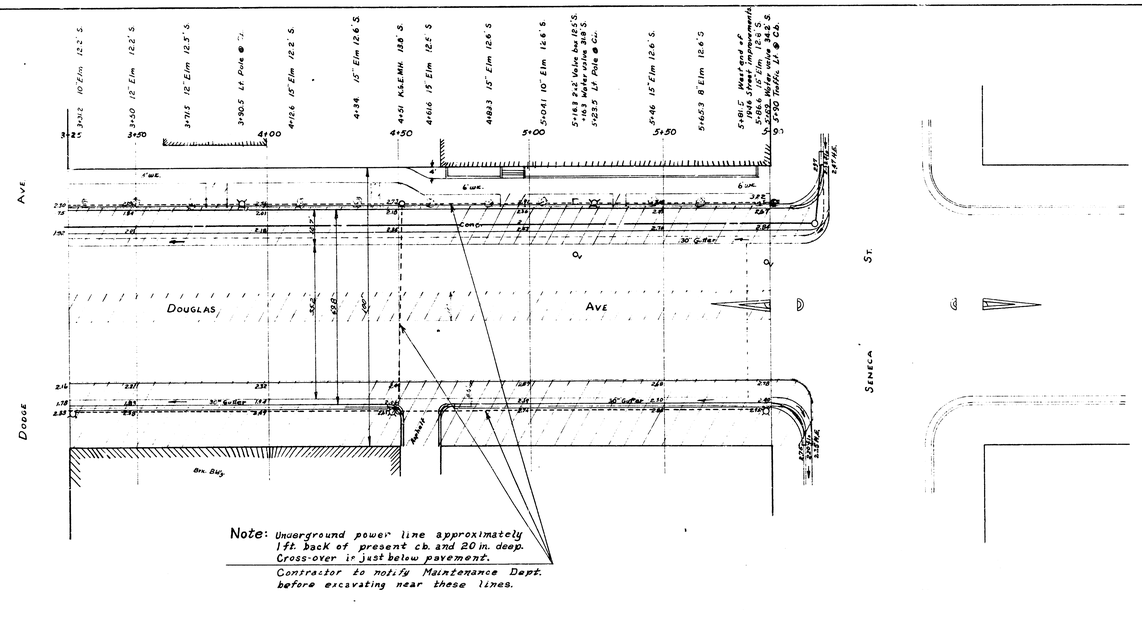
Douglas Ave
Dodge Ave
Seneca St.
Brk. Bldg.
Note: Underground power line approximately 1ft. back of present cb. and 20 in. deep. Cross-over is just below pavement.
Contractor to notify Maintenance Dept. before excavating near these lines.

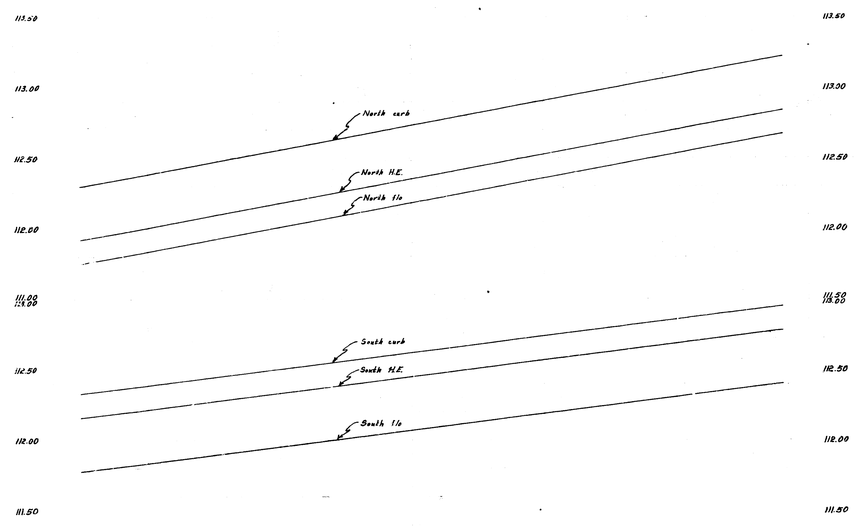
113.50
113.00
112.50
112.00
111.50
North curb
North H.E.
North l/c
South curb
South H.E.
South l/c

3/4

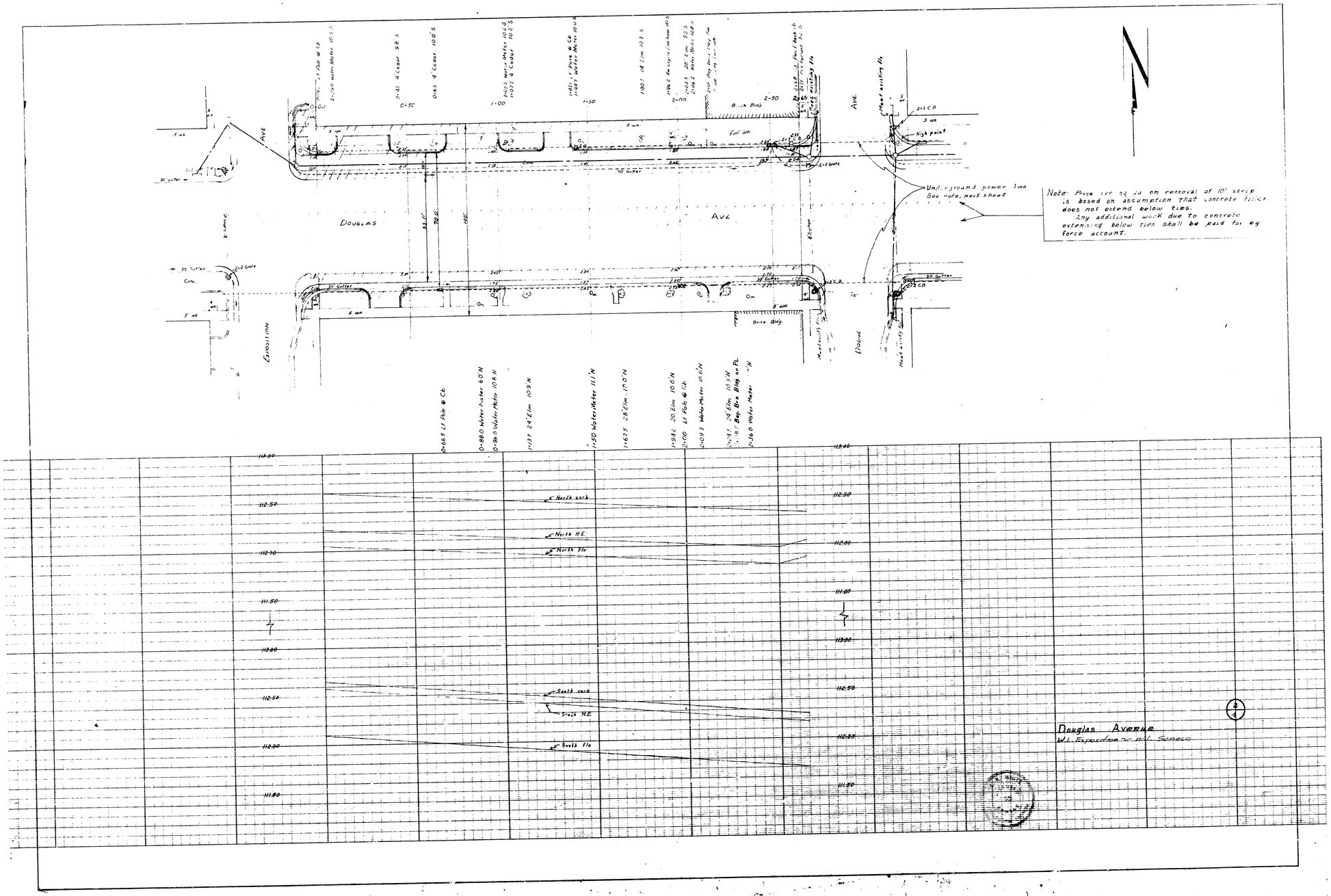
Douglas Ave
Exposition Ave
Douglas Ave
Brick Bldg
Full Wk
Underground power line
See note, next sheet
Note: Price per sq yd on removal of 10' strip is based on assumption that concrete filler does not extend below ties.
Any additional work due to concrete extending below ties shall be paid for by force account.
North curb
North H.E.
North Flo
South curb
South H.E.
South Flo
Douglas Avenue
W.L. Exposition to W.L. Seneca

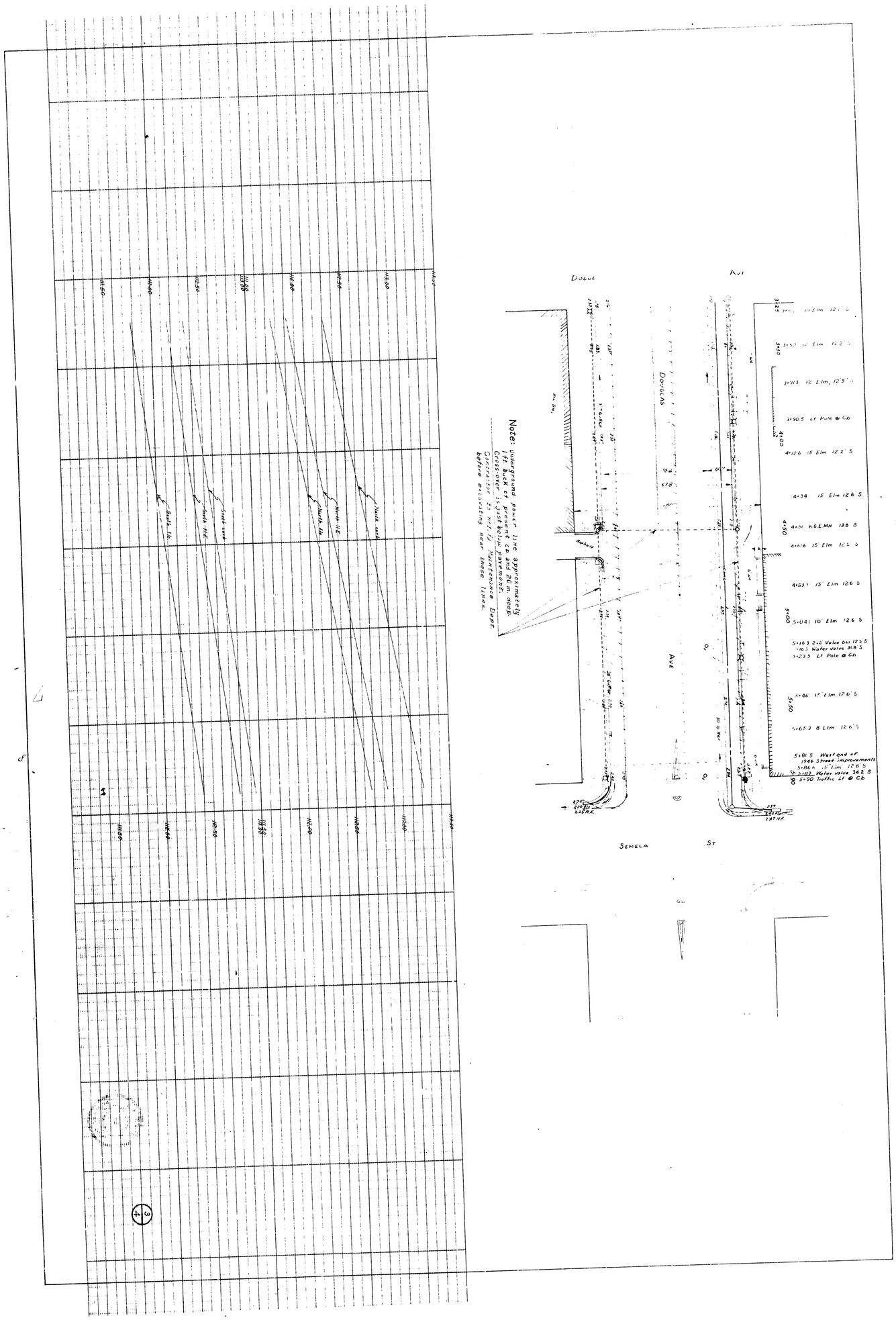
Dodge
Ave
Douglas
Ave
Seneca
St
Note: Underground power line approximately 1 ft. back of property line and 20 in. deep.
Cross over 24 inch in Maintenance Dept.
Contact Dept. of Maintenance before excavating near these lines.
North edge
North HE
North lip
South edge
South HE
South lip
3+00
3+50
4+00
4+50
5+00
5+50
3+90.5 Lt Pole @ Cb
4+126 15" Elm 122.5
4+34 15" Elm 126.5
4+01 N.G.E.MH 138.5
4+616 15" Elm 125.5
4+833 15" Elm 126.5
5+041 10" Elm 126.5
5+163 2-2 Valve box 125.5
-16.3 Water valve 318.5
5+235 Lt Pole @ Cb
5+46 15" Elm 126.5
5+653 8 Elm 126.5
5+81.5 West end of 1940 Street improvements
5+86.4 12" Elm 128.5
5+102 Water valve 342.5
5+90 Traffic Lt @ Cb

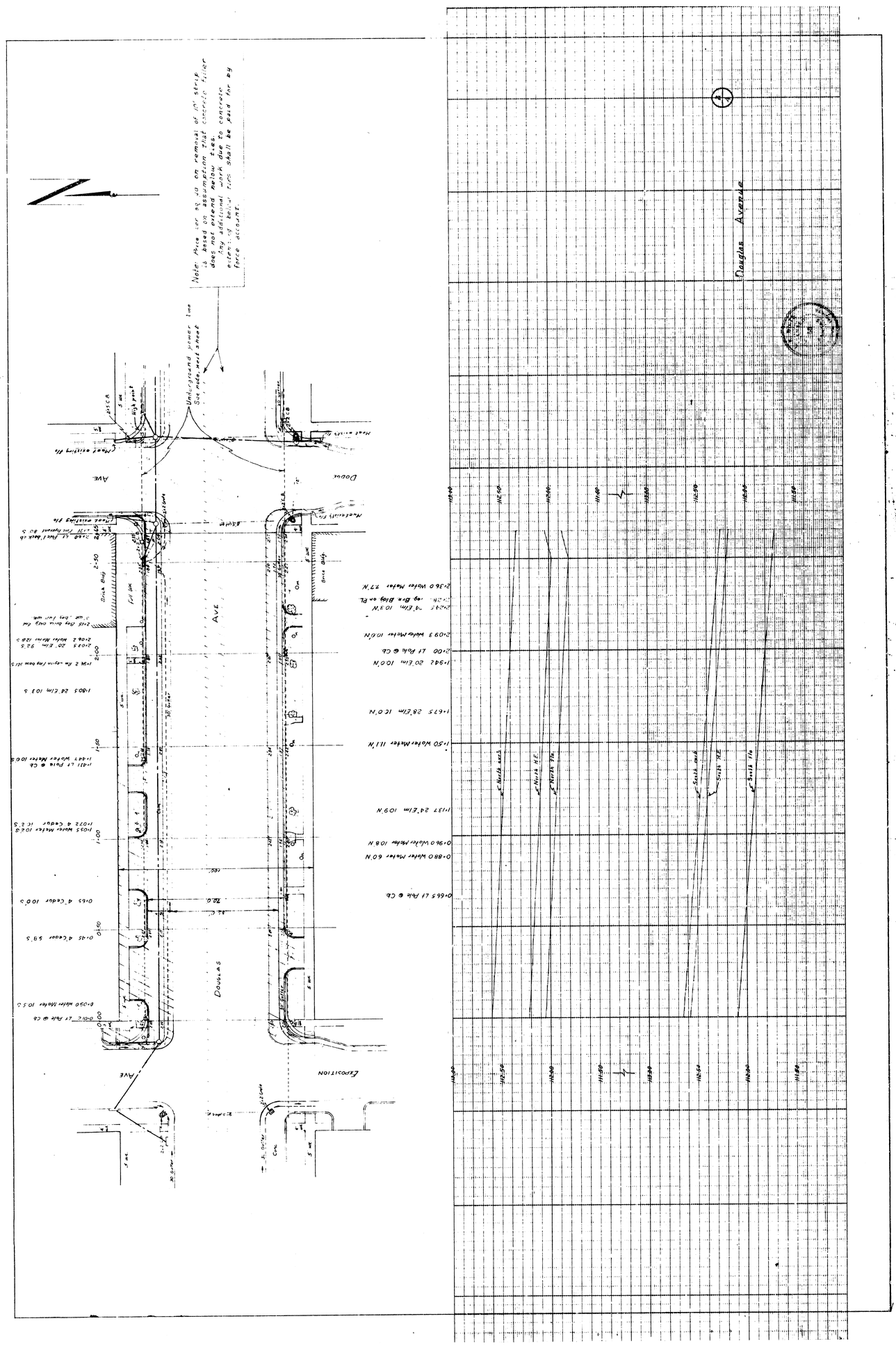
Douglas Avenue
Douglas
Exposition
Ave
Dodge
Underground power line
See note, next sheet
Note: Price per sq yd on removal of 1ft strip is based on assumption that concrete filler does exceed average 1.25 ft. Any additional work due to concrete extending below this shall be paid for by force account.
Water Meter 77'N
Water Meter 10'N
Water Meter 111'N
Water Meter 108'N
Water Meter 60'N
Water Meter 10'S
Water Meter 10'S
Water Meter 10'S

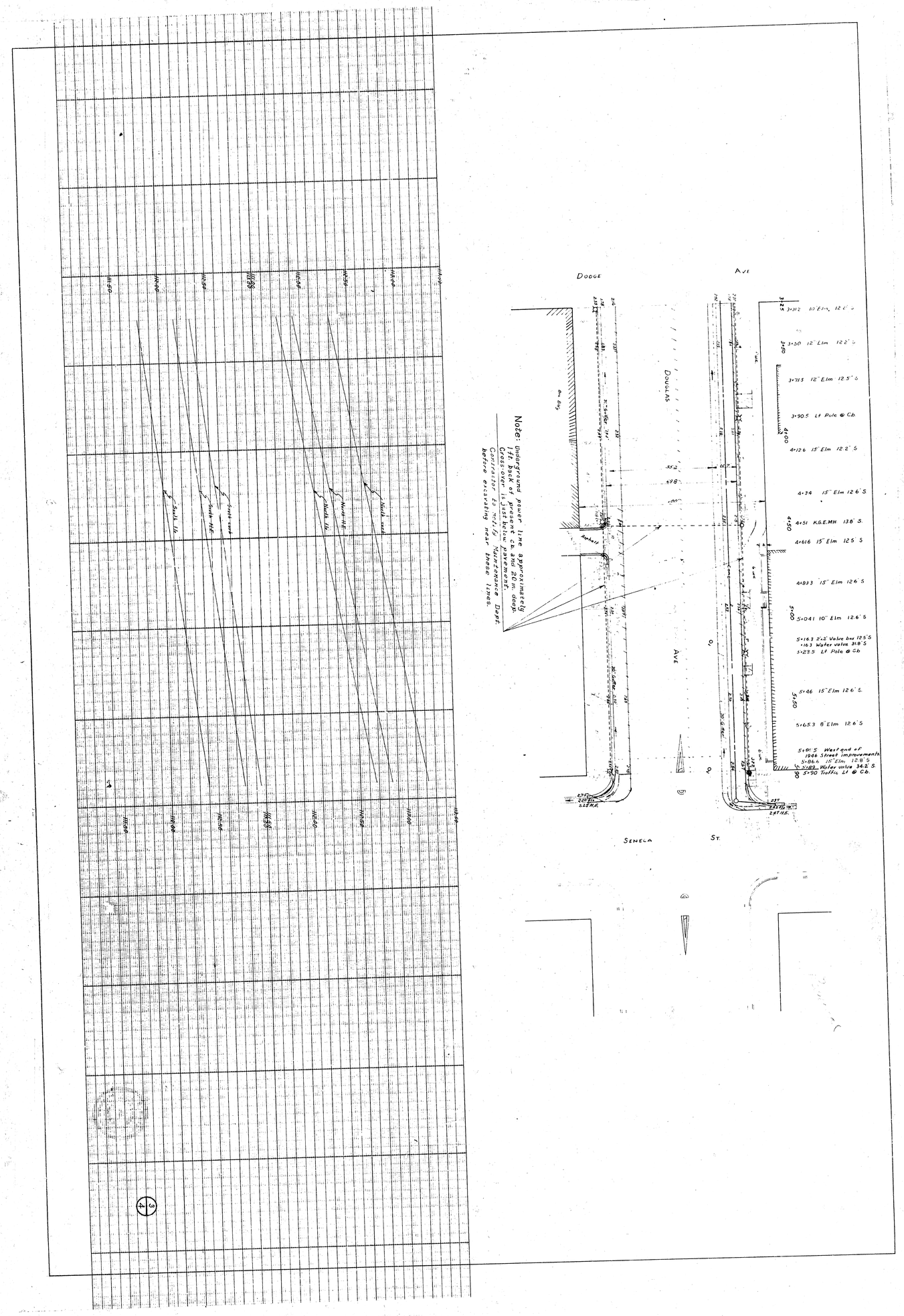
DODGE
AVE
DOUGLAS
AVE
SENECA
ST.
Note: Underground power line approximately 1ft. back of present curb approximately 20 inch deep.
Cross-over is just in front of pavement.
Contractor should fix Maintenance Dept. before excavating near these lines.
3+12 10" Elm 12.6' S
3+50 12" Elm 12.2' S
3+71.5 12" Elm 12.5' S
3+90.5 Lt Pole @ Cb
4+12.6 15" Elm 12.2' S
4+34 15" Elm 12.6' S
4+51 K.G.E.MH 13.8' S.
4+61.6 15" Elm 12.5' S
4+83.3 15" Elm 12.6' S
5+04.1 10" Elm 12.6' S
5+16.3 2'x2' Valve box 12.5' S
+16.3 Water valve 31.8' S
5+23.5 Lt Pole @ Cb
5+46 15" Elm 12.6' S.
5+65.3 8" Elm 12.6' S
5+81.5 West end of 1946 Street improvements
5+86.6 10" Elm 12.8' S
5+89 Water valve 34.2' S
5+90 Traffic Lt @ Cb.
3+25
3+50
4+00
4+50
5+00
5+50
6+00
Asphalt
Sidewalk
Curb
Curb
Curb

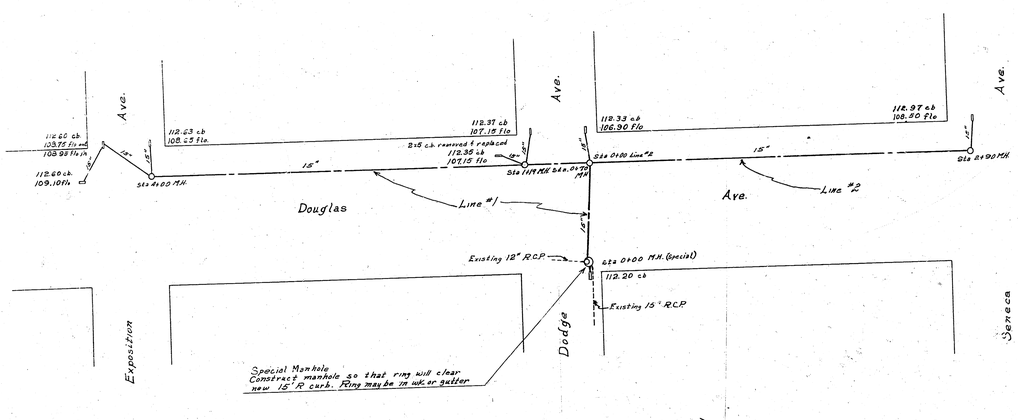

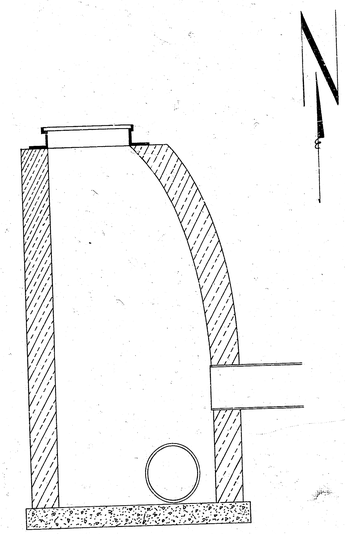

Sketch of Special Manhole

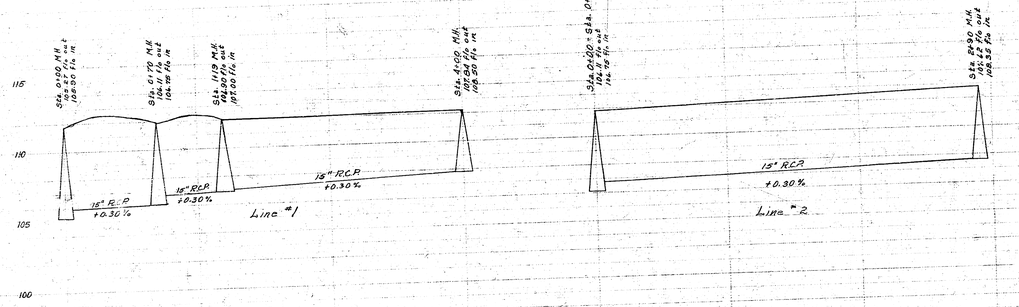

4/4

Incidental Drainage for Douglas Ave.
Exposition to Seneca

City of Wichita, Kansas

L.K. White City Engineer

1951

L. K. WHITE
CITY ENGINEER
WICHITA, KANSAS

30