ANITA AVE.

E.L. ST. PAUL TO W.L. MERIDIAN AVE.

472-76-245-81168-000-000-001

WORK ON THIS PROJECT SHALL BE COORDINATED WITH THE WORK ON THE OTHER SIX (6) PROJECTS THAT ARE A PART OF THIS CONTRACT. CONSTRUCTION SEQUENCING IS SUBJECT TO THE APPROVAL OF THE ENGINEER.

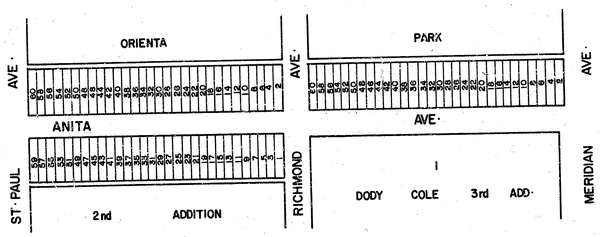

GENERAL NOTES:

(1) CONSTRUCT ROLL-TYPE CURB ON THIS PROJECT. CURBS SHALL BE DEPRESSED THROUGH DRIVES WHEN DRIVES ARE CONSTRUCTED AS A PART OF THIS CONTRACT. NO MORE THAN 35 DRIVES ARE TO BE CONSTRUCTED WITHIN THIS PROJECT.

(2) PAVEMENT SHALL BE 7" ASPHALTIC CONCRETE (5" BITUMINOUS BASE AND 2" WEARING SURFACE).

(3) TREES TO BE REMOVED ARE INDICATED ON THE PLANS; HOWEVER, ANY TREE WHICH CAN BE SAVED, AS DETERMINED BY THE FIELD ENGINEER, SHALL NOT BE REMOVED.

(4) EARTHWORK TO MEET EXISTING GROUND ELEVATION AT RIGHT-OF-WAY LINE, UNLESS OTHERWISE NOTED ON THE PLAN WITH A NEW ELEVATION. IF A NEW ELEVATION IS SHOWN, THE EARTHWORK SHALL EXTEND ONE FOOT BEYOND RIGHT OF WAY LINE, THENCE UP OR DOWN ON A 1:1 SLOPE TO THE EXISTING GROUND SURFACE.

(5) WIDENED GUTTER SECTION OF COMBINED CURB AND GUTTER AT INTERSECTIONS WILL NOT BE PAID FOR DIRECTLY, AND THIS COST SHALL BE CONSIDERED AS SUBSIDIARY TO THE OTHER PAY ITEMS OF WORK.

(6) MAILBOXES WITHIN THE PROJECT LIMITS SHALL BE REMOVED AND REPLACED BY THE CONTRACTOR AS APPROVED BY THE ENGINEER. CONTRACTOR WILL BE REQUIRED TO MAKE SATISFACTORY PROVISIONS FOR MAIL DELIVERY TO PROPERTIES AFFECTED BY THIS PROJECT DURING CONSTRUCTION.

(7) ALL ENTRANCE AND CROSS ROAD DRAINAGE PIPES WITHIN THE PROJECT LIMITS SHALL BE REMOVED BY THE CONTRACTOR, UNLESS OTHERWISE NOTED ON THE PLANS. REMOVAL OF SUCH PIPES SHALL CONFORM TO THE APPLICABLE SECTIONS OF THE STANDARD SPECIFICATIONS.

(8) CONTRACTOR SHALL GIVE PROPERTY OWNERS ABUTTING THIS PROJECT WHOSE YARDS WILL BE LOWER THAN THE TOP OF THE NEW CURB AN OPPORTUNITY TO UTILIZE EXCESS EXCAVATED MATERIAL FROM THE PROJECT TO REGRADE THEIR YARDS TO DRAIN TO THE NEW PAVEMENT. CONTRACTOR WILL BE REQUIRED TO DUMP AND SPREAD THE EXCESS MATERIAL AS REQUIRED BY THE STANDARD SPECIFICATIONS. ANY DIRT IN EXCESS OF CONSTRUCTION REQUIREMENTS AND PROPERTY OWNER REQUESTS SHALL BE DELIVERED AND SPREAD ON THE SCHOOL BOARD PROPERTY SOUTH OF 27TH STREET AND ST. PAUL AT NO ADDITIONAL COST. CONTACT LEON PAYNE, 832-1211, EXT. 274, FOR INSTRUCTIONS FOR DUMPING ON SCHOOL BOARD PROPERTY.

(9) CONTRACTOR TO BID ONLY ONE SUB-GRADE TREATMENT ALTERNATE. ALTERNATE CHOSEN BY THE SUCCESSFUL BIDDER SHALL BE USED FOR CONSTRUCTION ON THIS PROJECT.

(10) THE CONTRACTOR SHALL SEQUENCE HIS WORK TO ELIMINATE THE NEED FOR "OVERHAUL" IF DIRT IS TO BE DELIVERED TO THE SCHOOL BOARD PROPERTY.

(11) REMOVAL OF EXCESS PAVEMENT PLACED IN THE CONSTRUCTION OF THE ST. PAUL AND THE RICHMOND PAVING PROJECTS SHALL BE CONSIDERED INCIDENTAL TO EXCAVATION.

City Of Wichita, KS.

R.W. Bruggeman Director Of Engineering / City Engineer

DONALD E. SCHNEIDER LICENSED 6311 KANSAS PROFESSIONAL ENGINEER

1/7

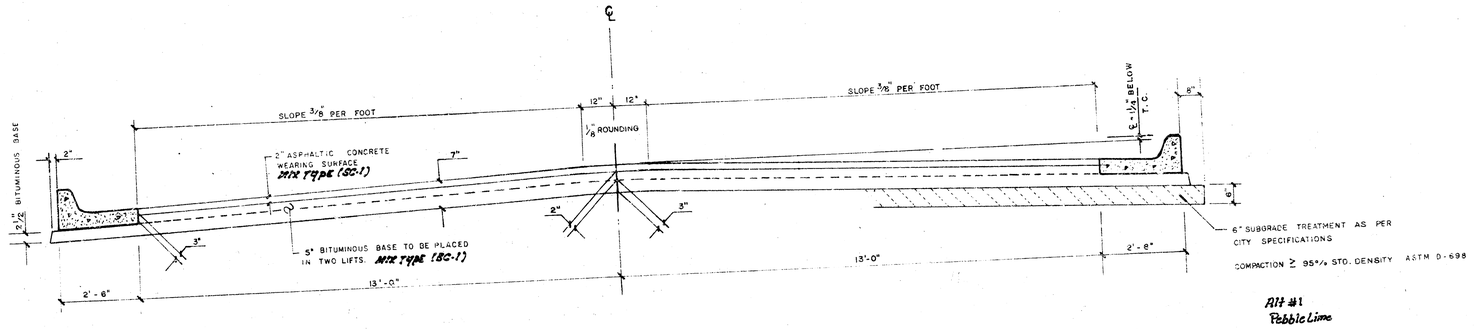

Alt #1
Pebble Lime
Alt. #2
Sludge Lime

TYPICAL SECTION

31' ASPHALTIC CONCRETE PAVEMENT WITH BITUMINOUS BASE

A TACK COAT OF EMULSIFIED ASPH(SS-1H or CSS-1H) SHALL BE APPLIED AT AN APPROXIMATE RATE 0.05 GALLONS PER SQ YD BETWEEN LIFTS OF ASPHALTIC MATERIALS WHEN ORDERED BY THE ENGINEER. TACK COAT WILL NOT BE PAID DIRECTLY AND SHALL BE CONSIDERED AS SUBSIDIARY TO PRICE BID FOR ASPHALTIC PAVEMENT.
BITUMINOUS BASE AND ASPHALTIC CONCRETE WEARING SURFACE SHALL BE PLACED WITH A LAYDOWN MACHINE HAVING AUTOMATIC CONTROLS FOR CROWN AND GRADE. CONSTRUCTION JOINTS IN EACH LIFT SHALL BE STAGGERED A MINIMUM DISTANCE OF 1' WITH JOINTS IN PRECEDING LIFTS AND PLACED SUCH THAT A JOINT WILL BE CONSTRUCTED ON THE CENTERLINE IN THE TOP LIFT.

THE A.C. PAVEMENT BETWEEN THE COMBINED CURB AND GUTTER SHALL BE PAID AS SQ YDS 7" A.C. PAVEMENT (5" BITUMINOUS BASE).
THE BITUMINOUS BASE UNDER THE COMBINED CURB AND GUTTER SHALL BE PAID AS SQ YDS 2½" BITUMINOUS BASE.

COMBINED CURB & GUTTER

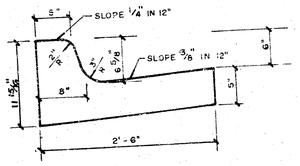

ROLL TYPE CURB & GUTTER

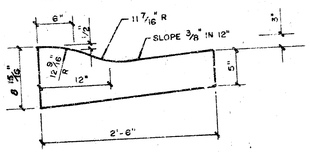

DETAIL OF TRANSVERSE CONSTRUCTION JOINTS

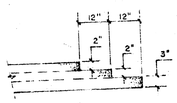

TRANSVERSE CONSTRUCTION JOINTS SHALL BE CONSTRUCTED IN FLEXIBLE BASE PAVEMENTS AT LOCATIONS WHERE PAVEMENT TEMPORARILY ENDS TO FACILITATE FUTURE PAVEMENT CONSTRUCTION AS SHOWN BY DETAIL. THE COST OF CONSTRUCTING THE TRANSVERSE CONSTRUCTION JOINTS SHALL NOT BE MEASURED OR PAID FOR DIRECTLY BUT SHALL BE INCLUDED IN THE BID PRICE FOR SQUARE YARDS OF A.C. PAVEMENT.

CITY OF WICHITA, KANSAS

2/7

B·M·= 102·38 R·R· Spk· West Fc· P·P· At S·W· Cor· ST· Paul & Crawford

B·M·= 101·35 R·R· Spk· S·W· Fc· Street Light Pole At N·E· Cor· Dallas & ST· Paul

B·M·= 102·03 R·R· Spk· In N·W· Fc· P·P· At S·E· Cor· Anita & ST· Paul

N

S

SCALE· 1"= 20'

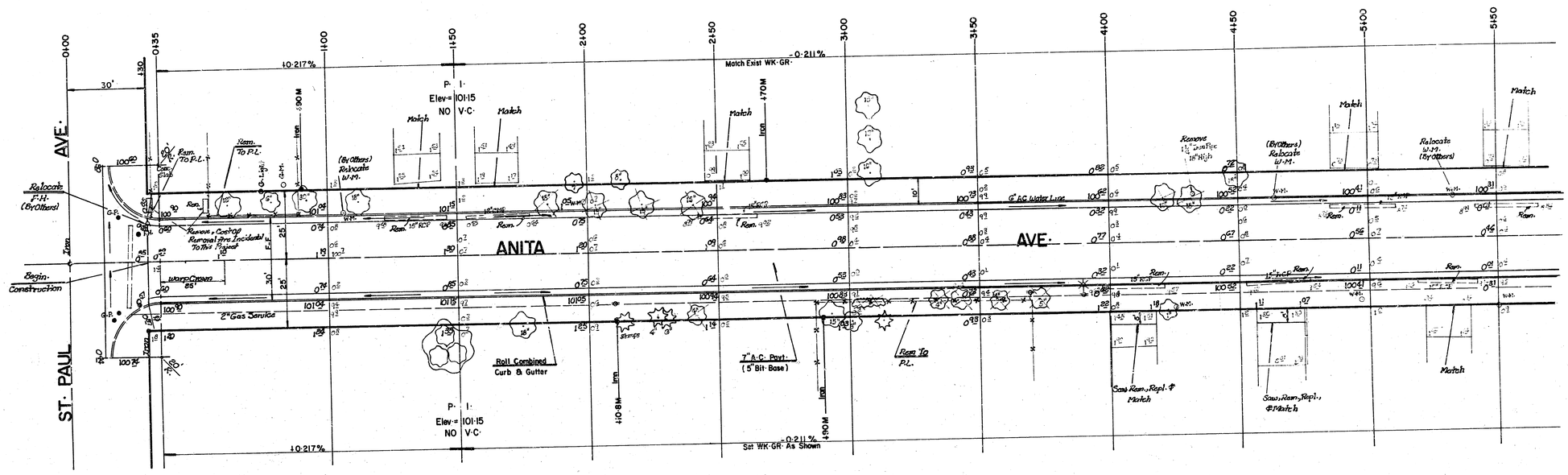

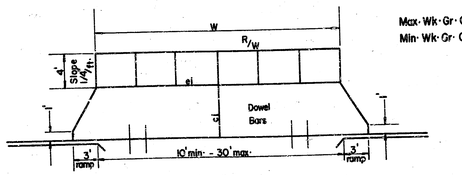

Typical Drive Detail

NO SCALE

Max· Wk· Gr· 0·60'

Min· Wk· Gr· 0·00

Excavation	1034.60 c.y.
+10%	103.46
Total	1138.06 c.y.
Manipulation	4311.30 s.y.

PROJECT DESCRIPTION

ANITA AVE·

PROJECT NUMBER

472-76-245-81168-000-000-001

N

S

SCALE · 1" = 20'

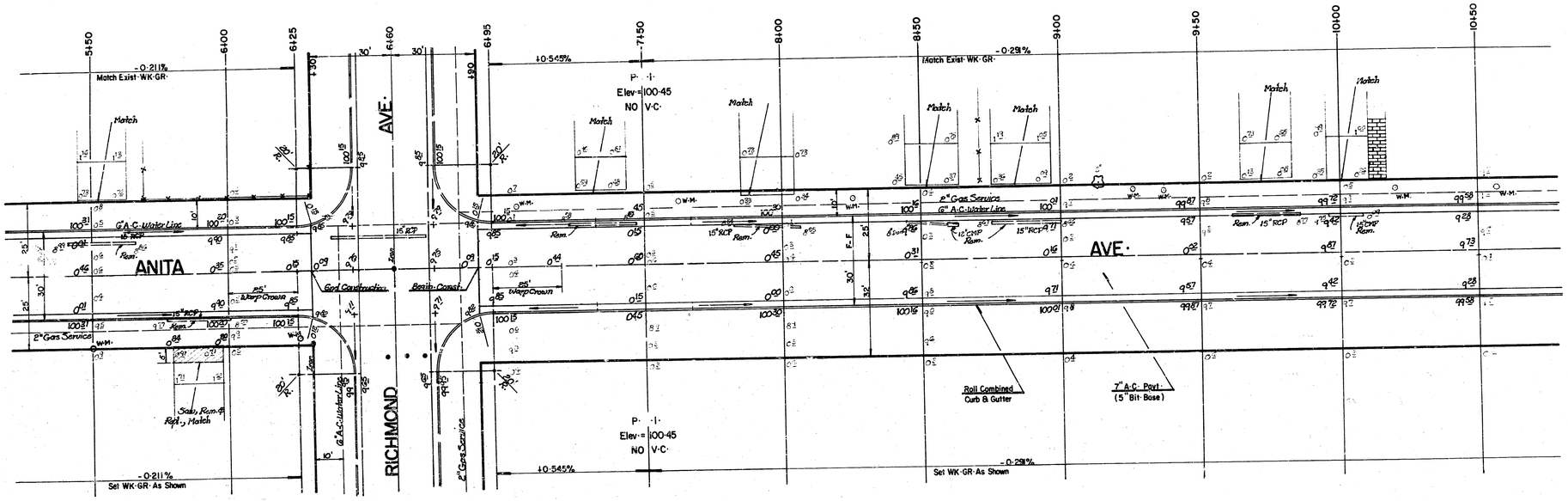

FILMED FROM THE BEST

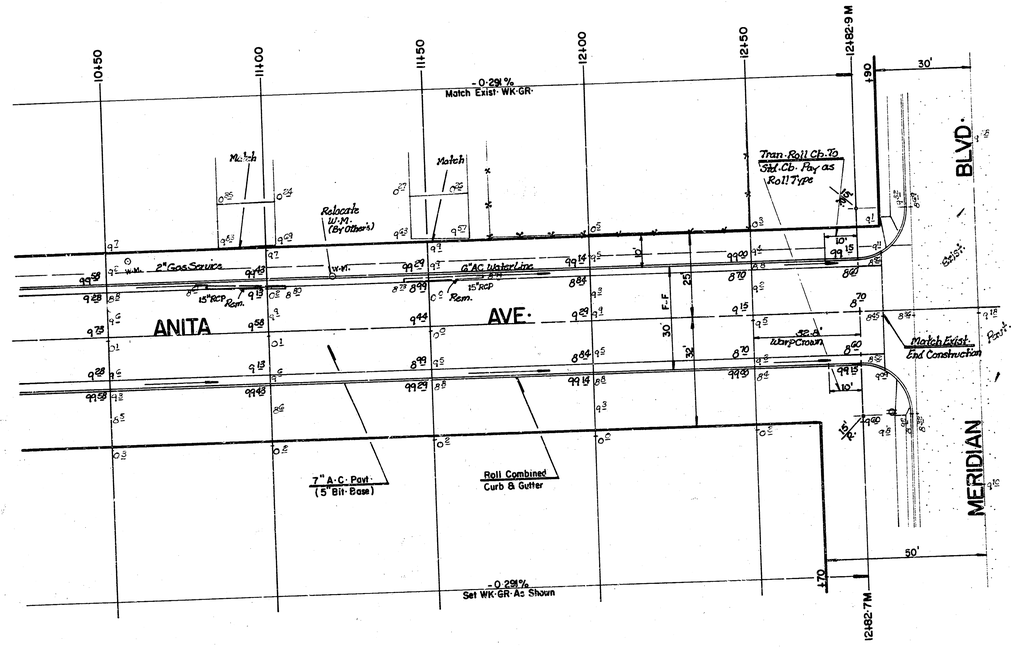
10+50
11+00
11+50
12+00
12+50
12+82.9 M
+90
30'
-0.29%
Match Exist. WK.GR.
Match
Match
Relocate W.M. (By Others)
Tran. Roll Cb. To Std. Cb. Pay as Roll Type
BLVD.
Exist.
2" Gas Service
W.M.
8" AC Waterline
15" RCP
15" RCP Rem.
Rem.
ANITA
AVE.
F.F.
30'
Curb Cross
32.4'
Match Exist. End Construction
Pavt.
10'
7" A.C. Pavt. (5" Bit. Base)
Roll Combined Curb & Gutter
MERIDIAN
50'
170
-0.29%
Set WK.GR. As Shown
12+82.7M

N

S

SCALE: 1" = 20'

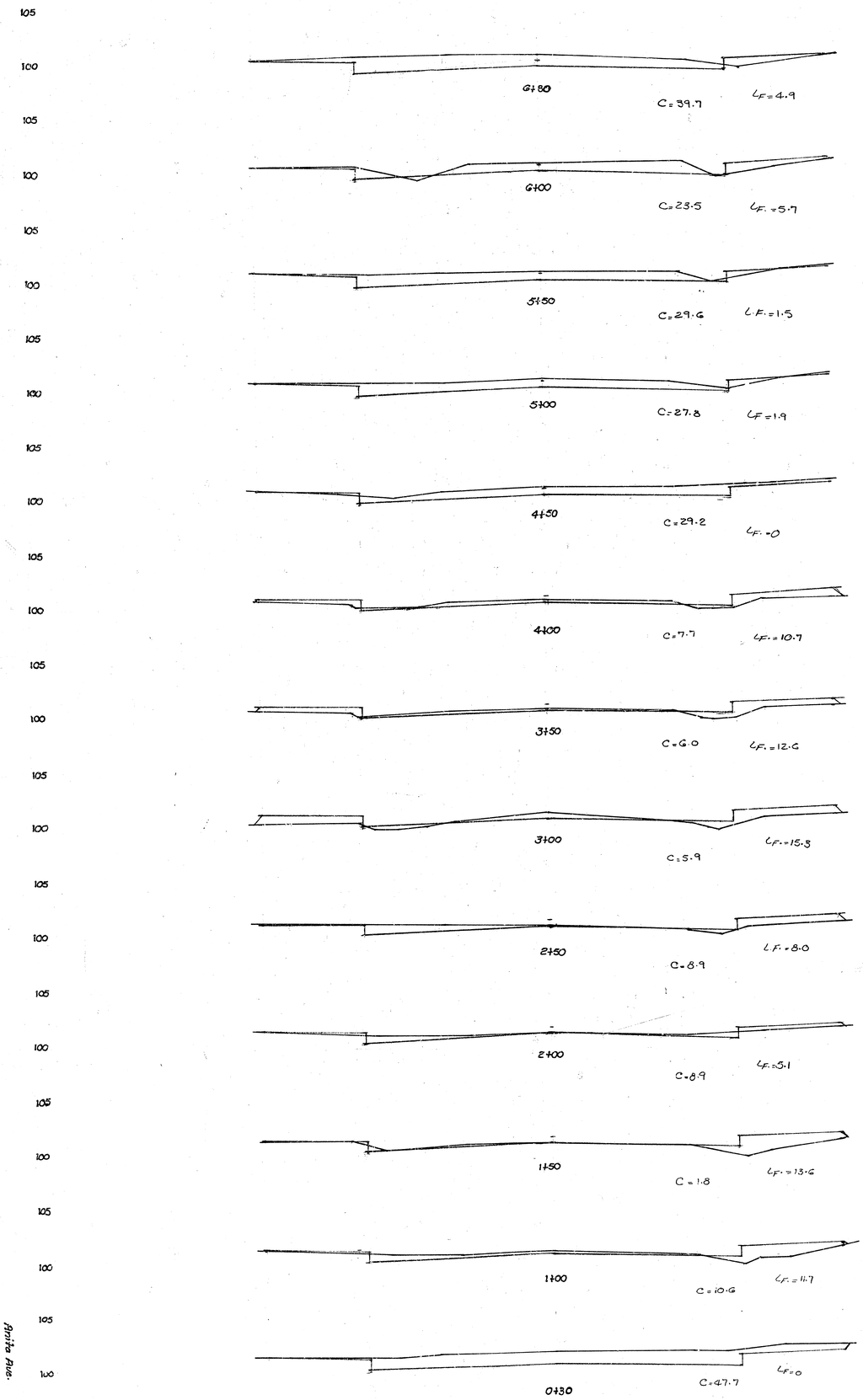

Exc. = 55.1

L_F. = 5.9 c.y.

Exc. = 49.2 c.y.

L_F. = 6.7 c.y.

Exc. = 55.1 c.y.

L_F. = 3.1 c.y.

Exc. = 52.8 c.y.

L_F. = 1.8 c.y.

Exc. = 34.2 c.y.

L_F. = 9.9 c.y.

Exc. = 12.7 c.y.

L_F. = 21.6 c.y.

Exc. = 11.0 c.y.

L_F. = 25.8 c.y.

Exc. = 13.7 c.y.

L_F. = 21.6 c.y.

Exc. = 16.5 c.y.

L_F. = 12.1 c.y.

Exc. = 9.9 c.y.

L_F. = 17.3 c.y.

Exc. = 11.5 c.y.

L_F. = 23.4 c.y.

Exc. = 75.6 c.y.

L_F. = 15.2 c.y.

Total Exc. = 1034.6 c.y.

Total L_F. = 375.5 c.y.

Anita Ave.
472-76-245-81168-000-000-001

6/7

G/7

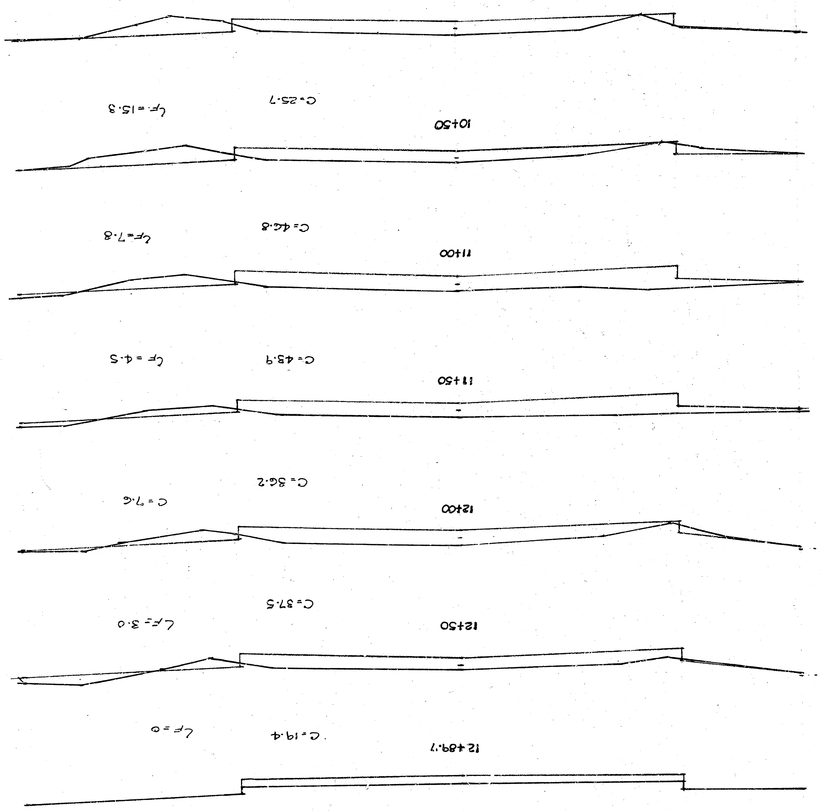
100
95
12+89.7
C = 19.4
LF = 0
Exc. = 48.8 c.y.
100
95
12+50
C = 37.5
LF = 3.0
Exc. = 68.2 c.y.
LF = 2.2 c.y.
100
95
12+00
C = 36.2
C = 7.6
Exc. = 74.2 c.y.
LF = 9.8 c.y.
100
95
11+50
C = 43.9
LF = 4.5
Exc. = 84.0 c.y.
LF = 11.2 c.y.
100
95
11+00
C = 46.8
LF = 7.8
Exc. = 67.1 c.y.
LF = 11.4 c.y.
100
95
10+50
C = 25.7
LF = 15.3
Exc. = 52.9 c.y.
LF = 21.4 c.y.
100
95
10+00
C = 31.4
LF = 10.5
Exc. = 55.6 c.y.
LF = 23.9 c.y.
100
95
9+50
C = 28.6
LF = 8.4
Exc. = 46.9 c.y.
LF = 17.5 c.y.
100
95
9+00
C = 25.3
LF = 10.5
Exc. = 45.8 c.y.
LF = 17.3 c.y.
100
95
8+50
C = 24.2
LF = 11.9
Exc. = 43.2 c.y.
LF = 20.6 c.y.
100
95
8+00
C = 22.5
LF = 14.8
Exc. = 32.7 c.y.
LF = 24.7 c.y.
100
95
7+50
C = 12.8
LF = 13.4
Exc. = 43.9 c.y.
LF = 25.1 c.y.
100
95
6+90
LF = 9.1
C = 26.7
LF = 25.0 c.y.
100
95
Anita Ave.
472-76-8A8-81168-000-000-101