


INSTALL
2-45"x29" R.C.P. OR 2-50"x31" C.M.P.A.

FIELD NOTES

1. BEFORE CONSTRUCTING RETAINING WALL CONTRACTOR IS TO CONTACT MR. VIRBLE CASEY AT 722-3352 OR 722-4315 CONCERNING PLACING OF FENCE POSTS IN TOP OF WALL. COST OF PLACING FENCE POSTS TO BE PAID BY PROPERTY OWNER.
2. MAXIMUM SLOPE OF COMPACTED FILL AT CROSSWALK IS TO BE 4:1.
3. DITCHES TO BE FORMED TO PERMIT SMOOTH FLOW INTO AND OUT OF PIPES.
4. PIPES TO BE LAID MATCHING EXISTING FLOWLINES OF DITCHES.
5. FIELD ENGINEER TO DETERMINE IF DRAIN TILE IS REQUIRED.
6. COST OF COMPACTED FILL (BORROW MATERIAL) REQUIRED AT CULVERTS TO BE INCLUDED IN BID PRICE OF PIPES.

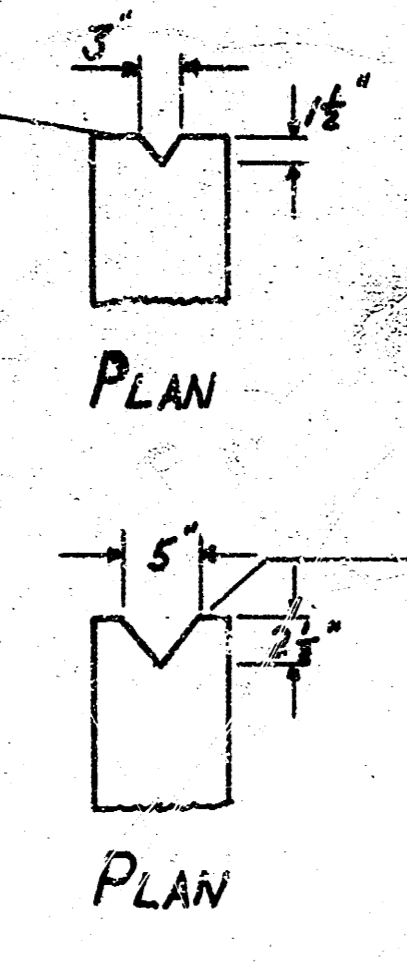
INSTALL
2-24" R.C.P.



SCHOOL CROSSING
ON RIDGE ROAD 105' N. OF
N.L. SCHOOL + 105' N. OF N.L. 111
CITY OF WICHITA, KANSAS
R.W. LINN-CITY ENGINEER

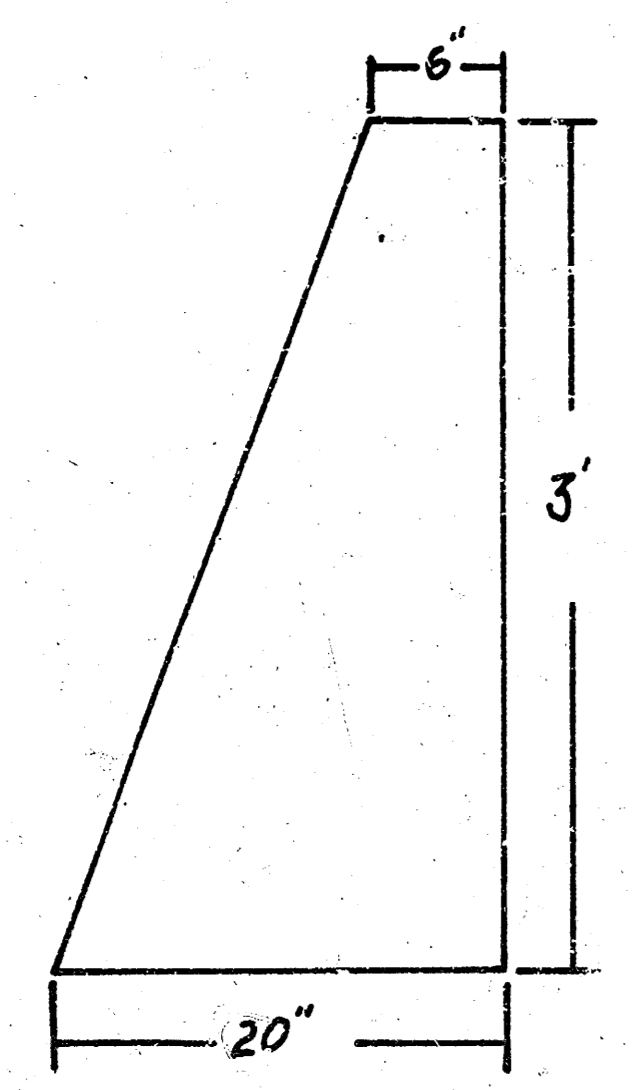
DATE: _____ PROJ. NO. DDKA 5

CONSTRUCT TAR PAPER & KEYED CONSTRUCTION JOINTS AT 20 FT. INTERVALS.



EXPANSION JOINTS AT 100 FT. MAX. SPACING. 1" PREMOLDED EXPANSION JOINT MATERIAL.

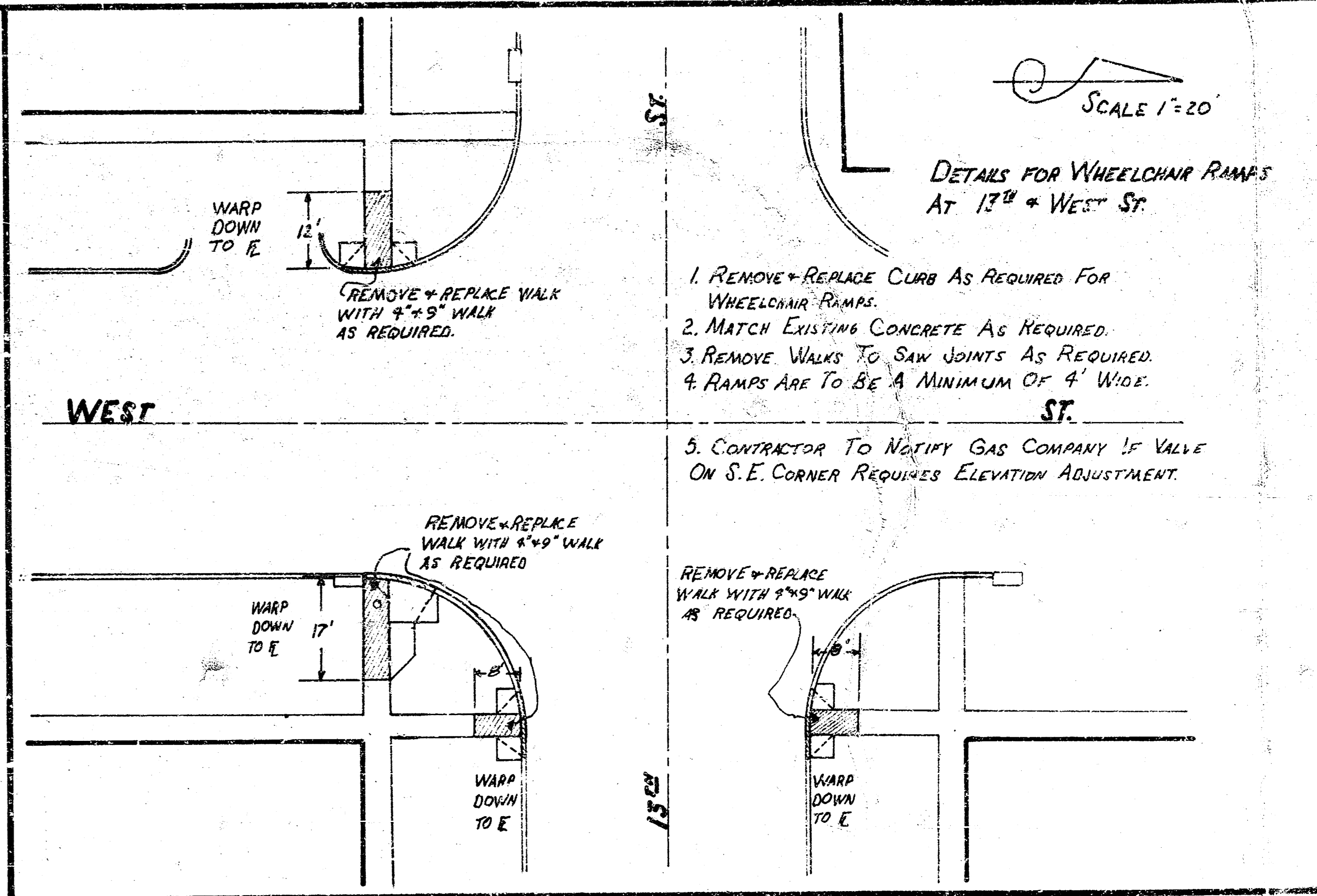
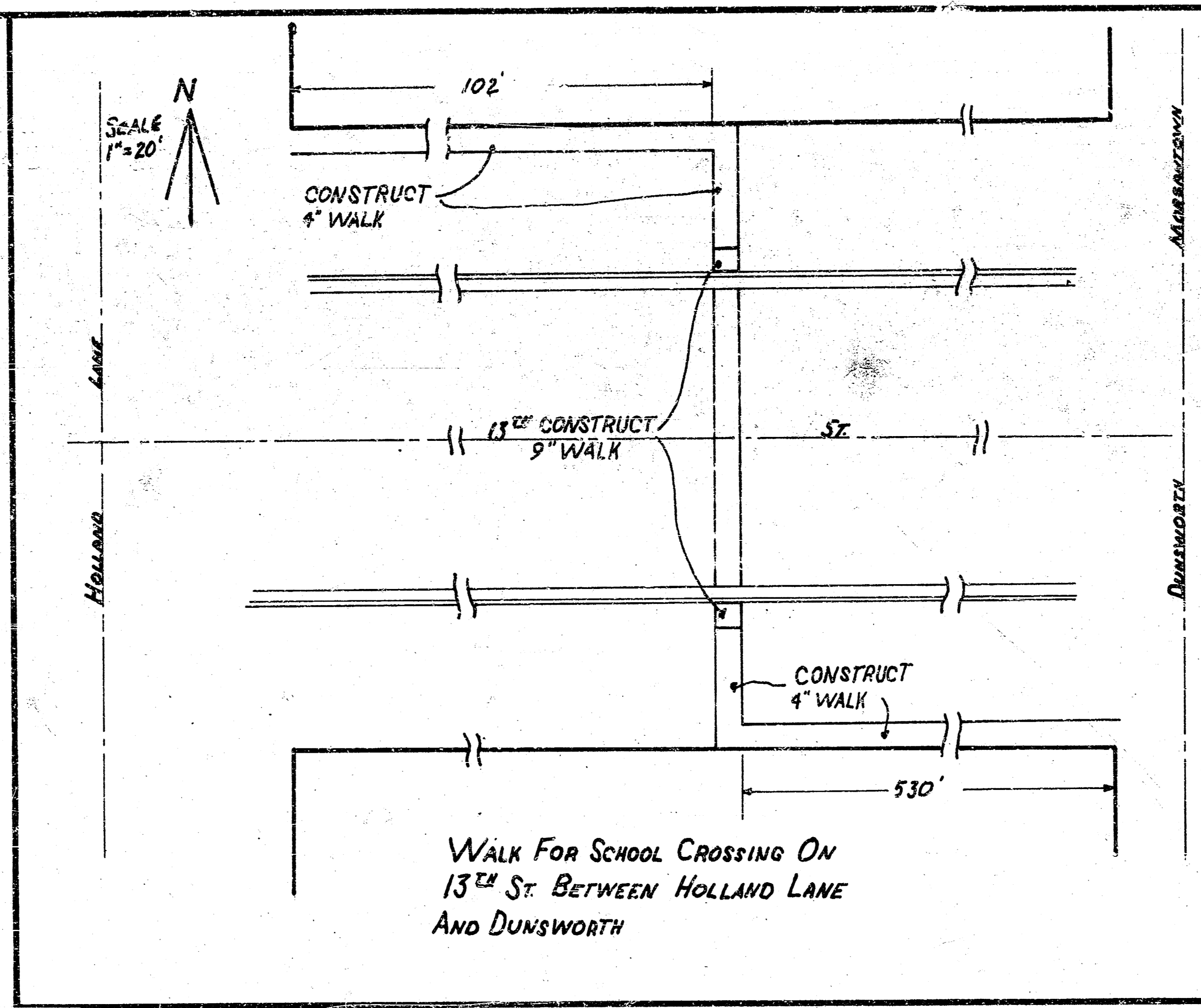
RETAINING WALL DIMENSIONS



.120 CU. YDS. OF CONCRETE PER LIN. FT.

NOTES:

1. ALL EXCAVATION FOR RETAINING WALL SHALL BE INCLUDED IN THE BID PRICE PER LIN. FT. OF RETAINING WALL.
2. THE FIELD ENGINEER SHALL FINAL MEASURE RETAINING WALL PRIOR TO BACKFILL OPERATIONS.
3. THE FACE OF THE RETAINING WALL SHALL BE PLACED AT THE R/W LINE, WITH PROVISIONS MADE FOR PLACING A FENCE ON TOP OF THE WALL. SEE NOTES ON PLAN FOR FURTHER INFORMATION CONCERNING FENCE.



TYPICAL SECTION FOR CROSSWALK AT CULVERT

