AVENUE

CLIFTON

BLUFFVIEW

DRIVE

HARRY STREET

Lot 1 Block A

Lot 8 Block A

Lot 7

1329.13'

148.7'

890.99'

821.50'

1313.72'

1218.51'

602.65'

602.65'

602.65'

602.65'

35° 58' 41"

87° 18' 30"

N

1" = 50'

Existing Creek

8-96" R.C.P.C.

Sanitary Sewer Reconstruction

Sanitary Sewer Reconstruction

Ex. 1601-1801 of 1935 San. Sewer Trib. Dist. Conc. Circular Sewer

Ex. 36" R.C.P.

Ex. 24" R.C.P.

Ex. 18" R.C.P.

Ex. 12" R.C.P.

Existing Creek

1174.5'

67' Building Setback

65' Building Setback

60° 30' 55"

C/L 13th

C/L 12th & Harry St.

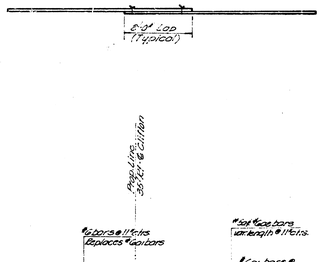
C/L 13th & Harry St.

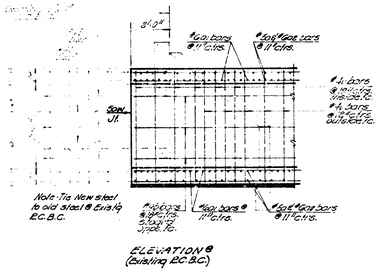
C/L 12th & Harry St.

Ex. 1601-1801 of 1935 San. Sewer Trib. Dist. Conc. Circular Sewer

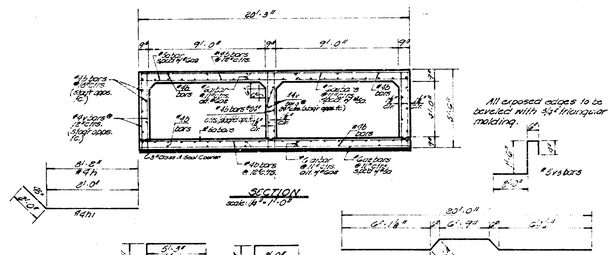
STORM WATER DRAIN # 13
St. Joseph Medical Park Addition & Mar-Clif Addition.

MAY 1974. DBK0.513013





ELEVATION @ (Existing E.C.B.C.)


20'-3"
9'-0"
9'-0"
#5@11 ctrs. #5@11 ctrs.
#4 bars @ 11 ctrs. (Vert. face)
#4@22 @ 11 ctrs.
#4 bars @ 22 ctrs.
#5 bars @ 11 ctrs. #5@11 ctrs.
#4 bars @ 11 ctrs. (Vert. face)
#4 bars @ 11 ctrs. (Vert. face)
#4 bars @ 11 ctrs. (Vert. face)
#4 bars @ 11 ctrs. (Vert. face)
#4 bars @ 22 ctrs.
#5 @ 11 ctrs. alt. #6@22
#5 bars @ 11 ctrs. #5@11 ctrs.
#4 bars @ 22 ctrs.
#4 bars @ 11 ctrs.
#4 bars @ 11 ctrs.
#4 bars @ 11

GENERAL NOTES

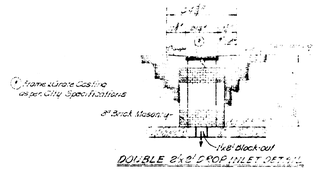
1. CLASS A-E CONCRETE - SHALL BE USED THROUGHOUT CULVERT CONSTRUCTION. ALL REINFORCING STEEL SHALL CONFORM TO A.S.T.M. SPECIFICATIONS.

2. EARTHWORK - ALL EARTH WORK SHALL BE CONSIDERED AS "COMMON EXCAVATION" EXCEPT FOR TOE WALL EXCAVATION SHALL BE INCLUDED IN LUMP SUM BID OF R.C.B.C. ALL MATERIALS SUITABLE FOR BACKFILL TO REMAIN ON PROJECT.

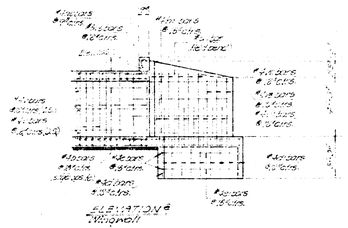
3. BACKFILL - SHALL BE COMPACTED TO TOP OF NEW STRUCTURE. ALL BACKFILL AND EXCAVATION TO EXTEND TO (2') BEYOND WALLS OF BOX AND WING WALLS. BACKFILL OF WING WALLS TO BE PNEUMATICALLY HAND TEMPED OR EQUAL AS DIRECTED BY FIELD ENGINEER. THIS WORK TO BE CONSIDERED AS PART OF C.Y. COMPACTED FILL AND WILL BE INCLUDED IN "LUMP SUM BID" OF R.C.B.C.

4. SEAL COURSE - CONSISTING OF (3") CLASS (A) CONCRETE SHALL BE CONSTRUCTED ONLY WHERE SPECIFIED ON PLANS OR BY THE ENGINEER. NO REINFORCING STEEL SHALL BE PLACED UNTIL SEAL COURSE HAS GAINED SUFFICIENT STRENGTH TO PERMIT WORKING UPON IT WITHOUT INJURY. THIS ITEM SHALL BE PAID AS PLAN QUANTITY IF USED.

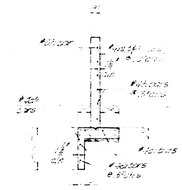
BIDDING OF CULVERT - THE CULVERT SHALL BE BID AS A "LUMP SUM BID" EXCEPT FOR THE FOLLOWING ITEMS: CLASS (A) CONCRETE, DOUBLE 7' x 2' INLETS, CLEARING OF RIGHT-OF-WAY. THE INSTALLATION OF STUB OUTS FOR STORM WATER LEADS TO BE CONSIDERED A PART OF THE LUMP SUM BID OF R.C.B.C. THE ITEMS IN THE "BILL OF MATERIALS" AND THE "BAR SCHEDULE" ARE FOR ESTIMATING PURPOSES ONLY. THE CONTRACTOR IS TO SATISFY HIMSELF TO THE QUANTITIES AND THE ENGINEER ASSUMES NO RESPONSIBILITY FOR THEIR ACCURACY. THE CONTRACTOR WILL HAVE FULL RESPONSIBILITY FOR PROVIDING ALL MATERIALS SHOWN ON THE DETAILED PLANS NECESSARY TO COMPLETE THIS PROJECT.



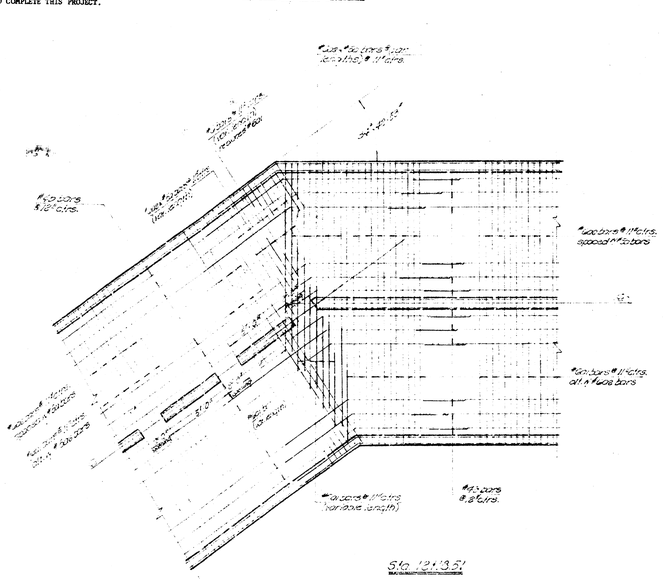
DOUBLE 2'x1' DROP INLET DETAIL



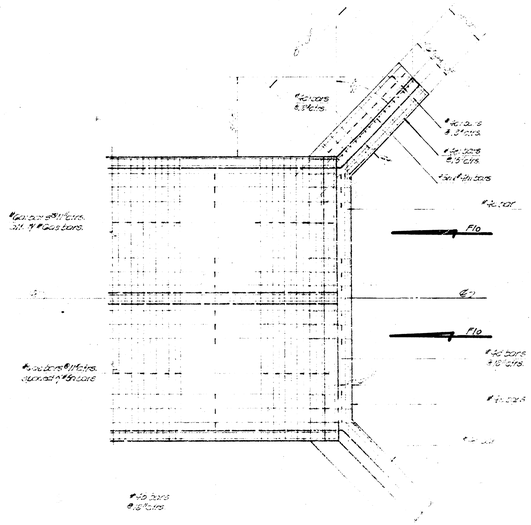
ELEVATION
"Wingwall"




SECTION THRU
Wingwall
(no scale)



Std. 121.3-51



Std. 131.3-75



KEY JOINT DETAIL
(no scale)

SUMMARY OF QUANTITIES

CLASS A-AE CONCRETE	1924.05	cu. yds.
COMMON EXCAVATION	8512.2	cu. yds.
COMPACTED BACKFILL	1529.9	cu. yds.
REINFORCING STEEL	316,620.0	lbs.
DOUBLE 7' x 2' INLETS	1	each
CLEARING OF RIGHT-OF-WAY	LUMP SUM	
CLASS (A) CONCRETE (SEAL COURSE)	245.0	cu. yds.
CONCRETE BRICK WALLS	19.3	lin. ft.

BAR SCHEDULE

TYPE	SIZE	NO.	LENGTH	SHAPE	POUNDS
a	5	2788	20'.0"		58,157.0400
a1	6	2796	20' - 0"		87,741.6700
a2	6	2788	20' - 0"		83,751.2400
b	4	2660	30' - 0"		91,753.2400
c	4	1	20' - 0"		13.3600
c1	4	6	11' - 0"		44.0500
d	4	18	4' - 9"		57.1100
d1	4	18	5' - 9"		64.1300
e	4	2	21' - 10"		29.1693
e1	4	4	8' - 0"		21.3700
h	5	2	10' - 3"		11.2077
h1	4	8	10' - 0"		53.4400
h2	4	3	20' - 0"		40.0800
v	4	4633	11' - 3"		12,911.2110
v2	4	12	7' - 9"		74.0000
v3	4	7	6' - 3"		29.0100
v4	4	10	4' - 3"		45.4200
v5	5	21	4' - 0"		94.9190
a	5	100	var.		1159.7400
a1	6	64	var.		594.6700
a2	6	100	var.		1426.9100
Extra Steel	6	32	var.		270.1100

G.T. = 316,619.3500 lbs.
= 158.3096 tons

STORM WATER DRAIN #13

St. Joseph Medical Park Addition & Mor-ell Addition.

DSC0573073

ST. JOSEPH MEDICAL PARK
Lot 1 Blk. A

CLIFTON AVE.

MARY ST.

BLUFFVIEW DRIVE

Lot 2, Blk. A

Sta. 11+10 Stub-out 4"x18" R.C.P.

Sta. 11+40 • Const. Dbl. 6'x2' Inlet
Elev. (Top grate) = 134.84

Sta. 11+65 Stub-out 4"x15" R.C.P.

Abandon exist'g MH. Salvage Ring & Lid - Sanitary (Incidental to project)

Sta. 11+65 • Const. Dbl. 6'x2' Inlet
Top grate elev. = 137.65

Sta. 3+28 • Stub-out 4"x15" R.C.P.

Sta. 3+63 • Stub-out 4"x15" R.C.P.

Sta. 3+69.5 Stub-out 4"x15" R.C.P.

Sta. 3+69.5 • Const. Dbl. 6'x2' Inlet
Top grate elev. = 135.0

Sta. 1+80 • Const. Type A (4'Ø) MH.
Fl. in = 128.33
Fl. out = 128.33

Sta. 0+00 Const. Type A (4'Ø) Manhole
Fl. in = 123.84 (E)
Fl. out = 123.84 (S)

Sta. 3+28 • Const. Type A (4'Ø) Manhole
Fl. in = 127.21
Fl. out = 127.21
4"ø Stub-out (W)

Sta. 9+00 • Stub-out 4"x15" R.C.P.

Sta. 10+80 • Stub-out 4"x12" R.C.P.

Sta. 12+15 Const. Dbl. 6'x2' Inlet
Top grate elev. = 135.0

Sta. 12+15 • Const. Type A (4'Ø) Manhole
Fl. in = 127.80
Fl. out = 127.80

Sta. 13+00 Stub-out 4"x15" R.C.P.

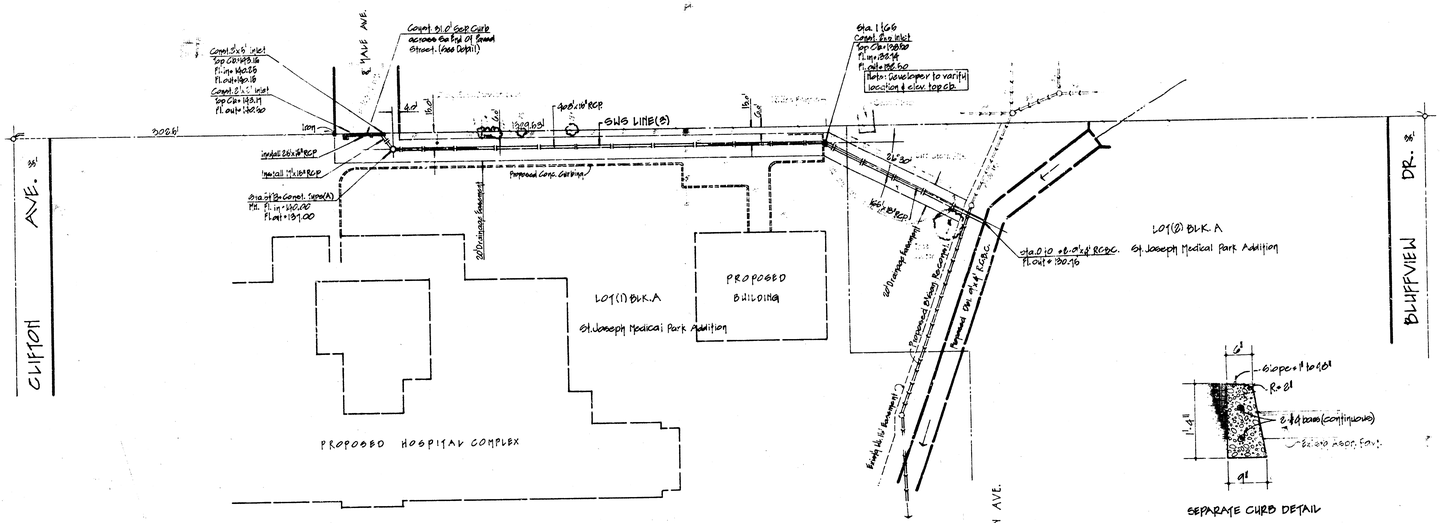
Sta. 13+00 • Stub-out 4"x12" R.C.P.

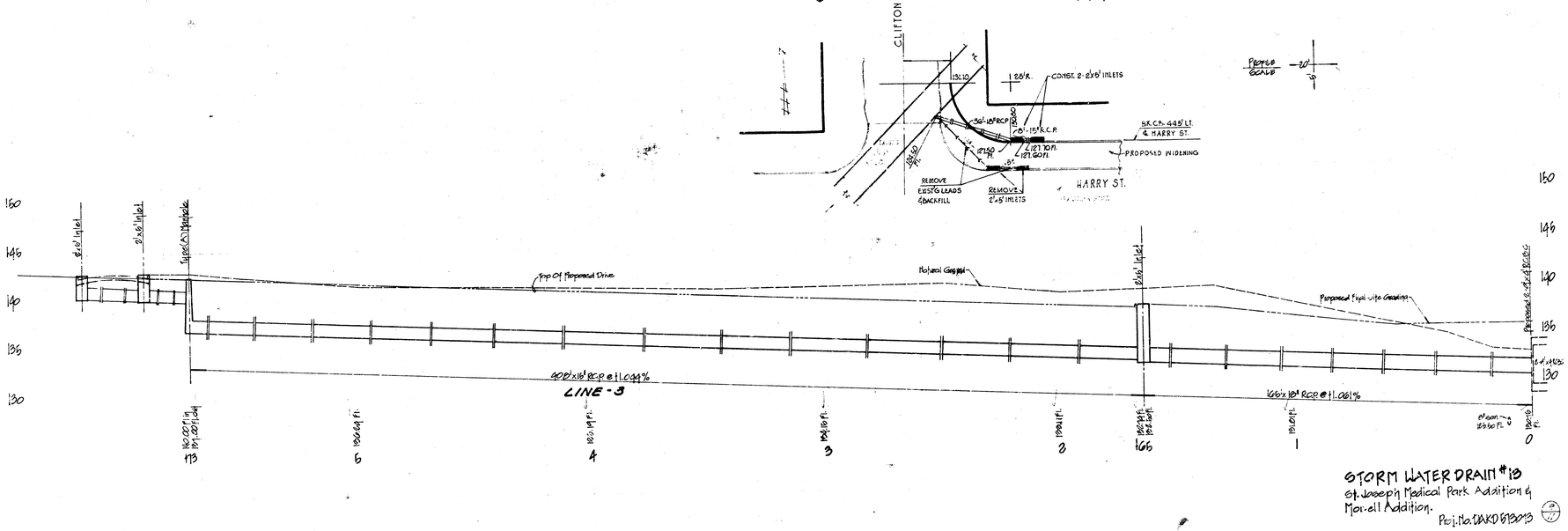
Sta. 13+00 • Stub-out 4"ø Stub (P)

Sta. 13+00 • Stub-out 4"x12" R.C.P.

Sta. 13+00 • Stub-out 4"x12" R.C.P.

Sta. 13+00 • Stub-out 4"x12" R.C.P.

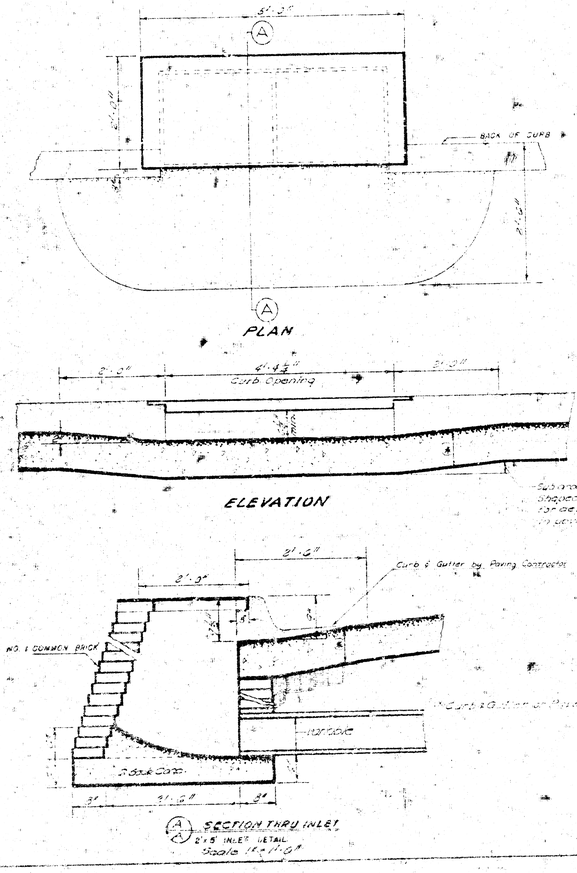


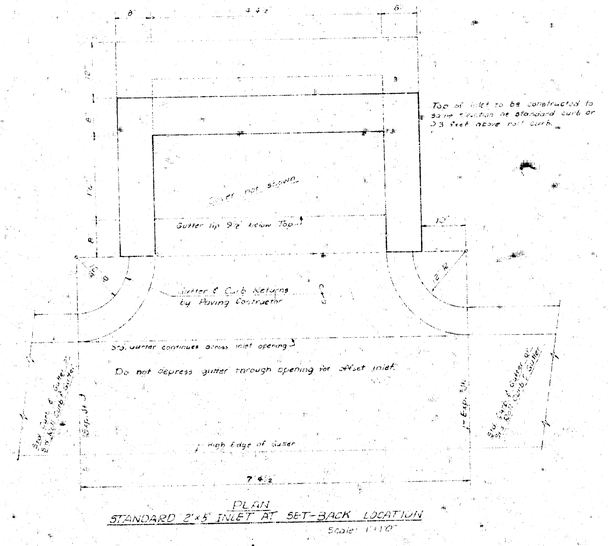



STORM WATER DRAIN #13

St. Joseph Medical Park Addition & Morell Addition.

Proj. No. SMKD 613013





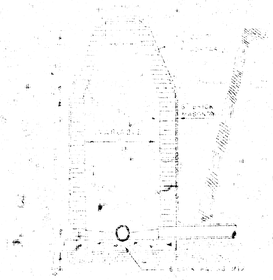


DETAIL
STANDARD 2' x 5' INLET.

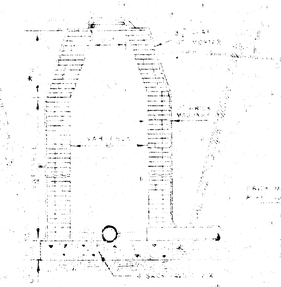
CITY OF WICHITA, KANSAS

R. W. LINN CITY ENGINEER

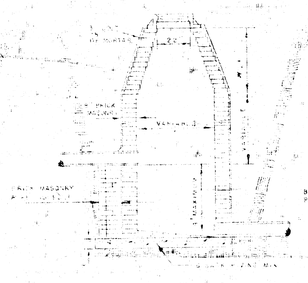
SEPT. 1973



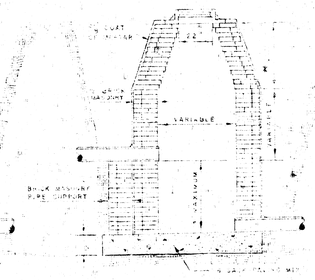
STANDARD MANHOLE
TYPE "A"



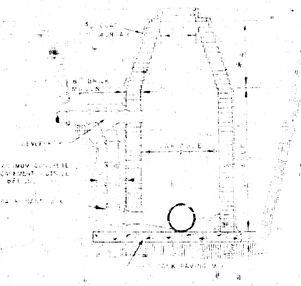
STANDARD MANHOLE
TYPE "B"



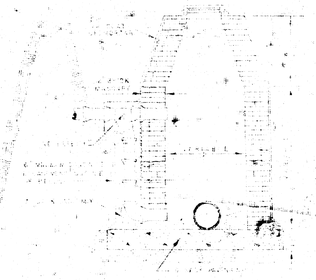
DROP MANHOLE
TYPE "A"



DROP MANHOLE
TYPE "B"

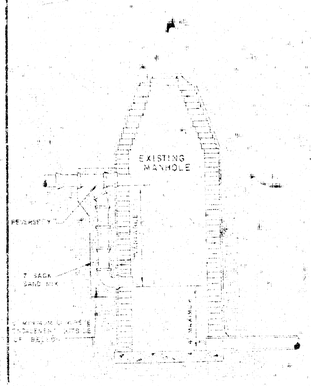


OUTSIDE DROP MANHOLE
TYPE "A"

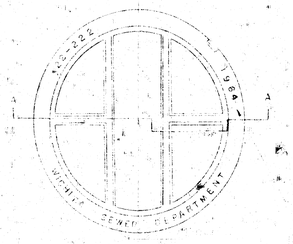


OUTSIDE DROP MANHOLE
TYPE "B"

* DRAWING SHOWN 5' O.A. M.H.




DETAIL OF DROP STACK



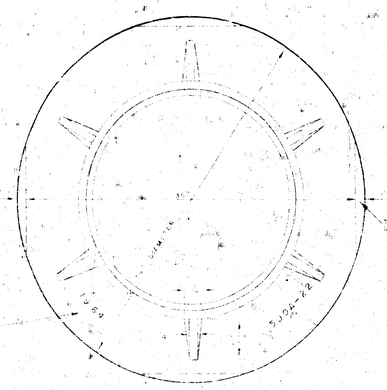
MANHOLE COVER




MANHOLE COVER



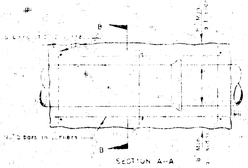
MANHOLE COVER



MANHOLE RING



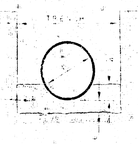
MANHOLE RING



REINFORCED CONCRETE ENCASEMENT
FOR STRENGTH



CONCRETE ENCASEMENT
FOR COVER



DETAIL OF CONCRETE CRADLE



ORDINARY BEDDING METHOD



ORDINARY BEDDING METHOD
FOR REINFORCED CONCRETE PIPE

DETAILS OF
SEWER APPURTENANCES
ADOPTED AS STANDARD DESIGN
BY
ENGINEERING DIVISION
CITY OF WICHITA, KANSAS
R. W. LINN CITY ENGINEER
1964