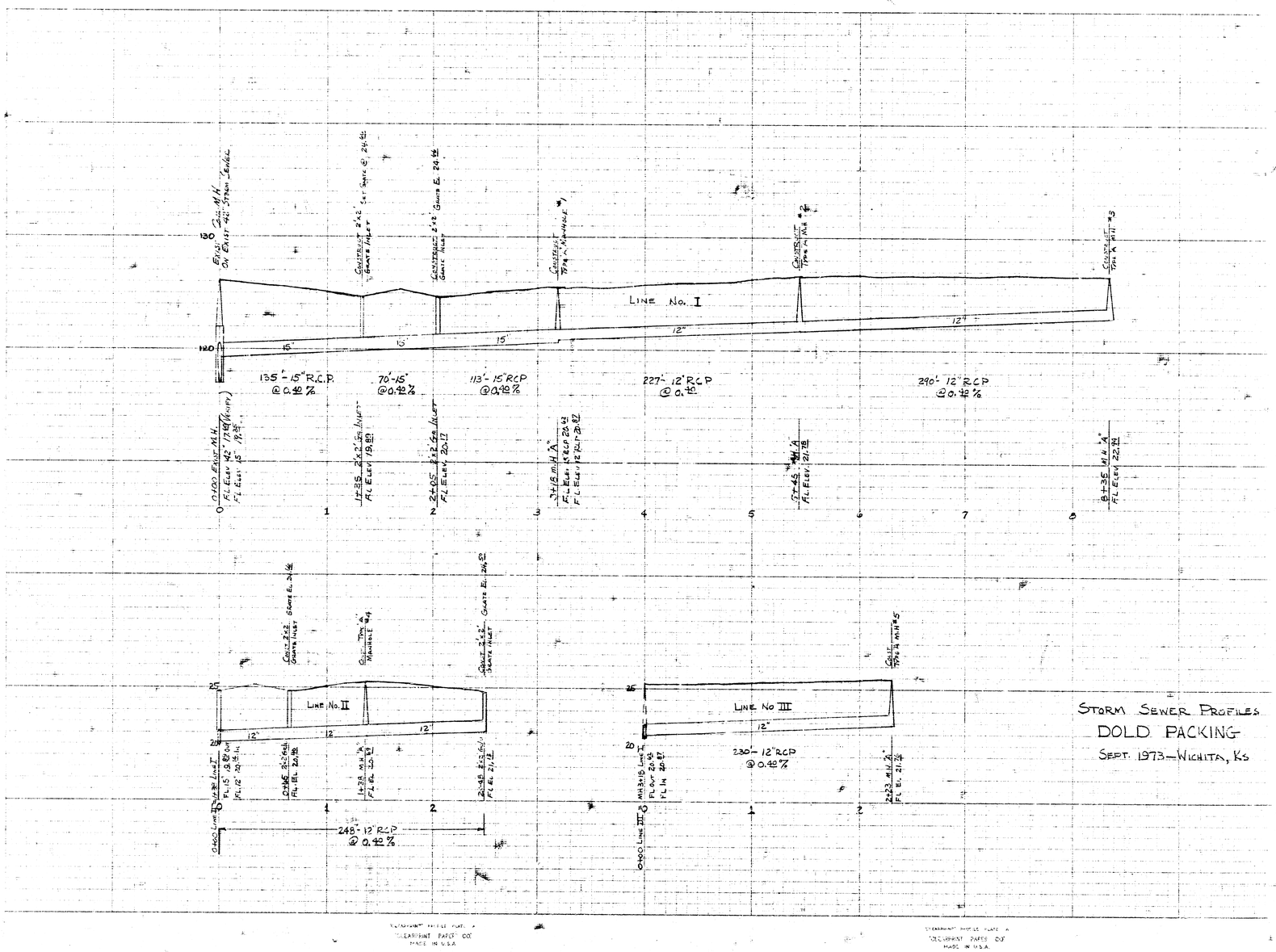
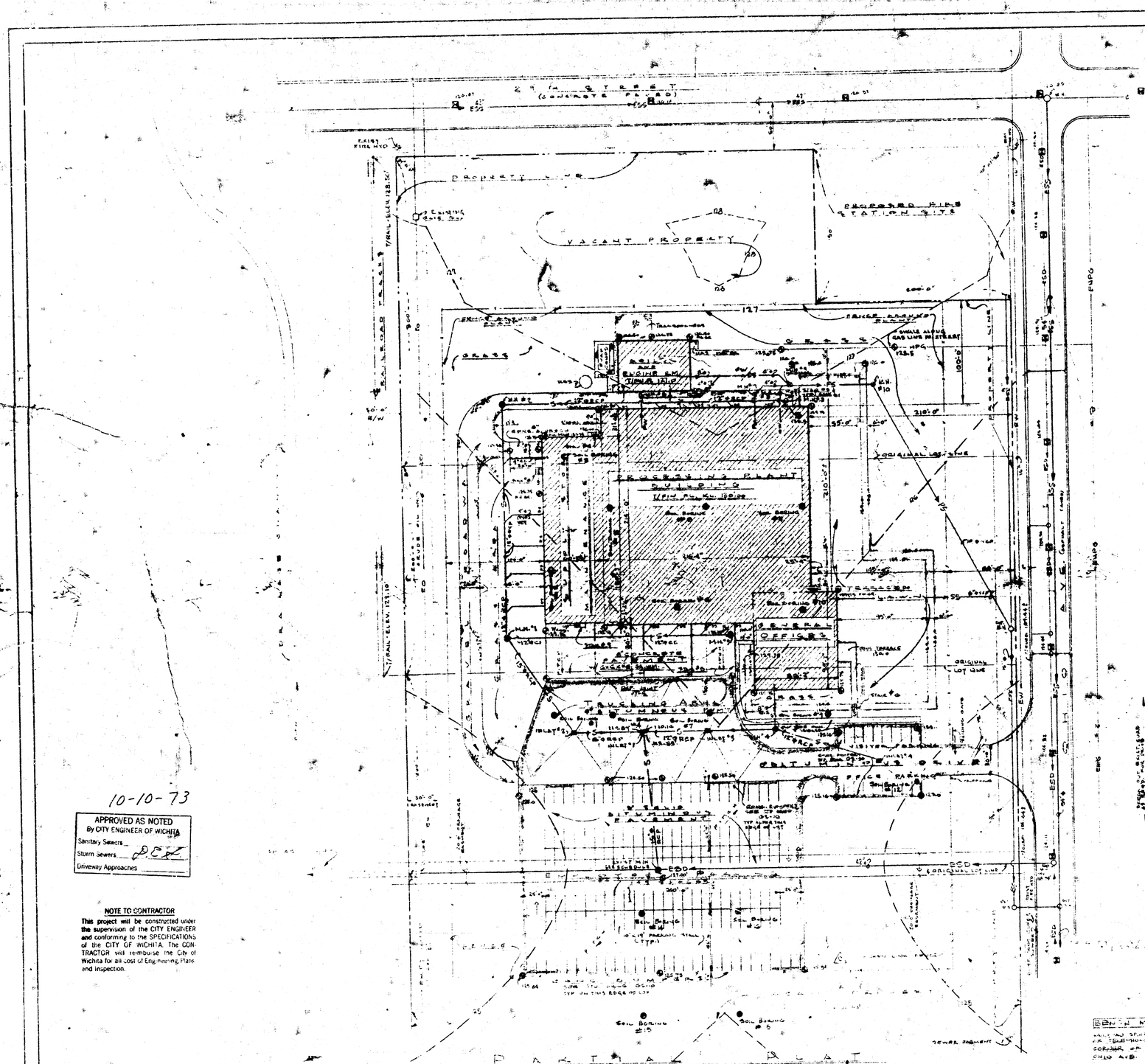


STORM SEWER PROFILES

DOLD PACKING

SEPT. 1973—WICHITA, KS

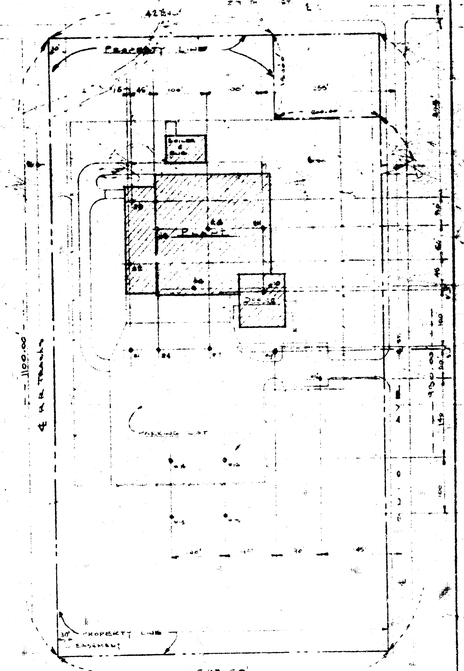


MH	INLET SIZE	INLET INVERT	OUTLET SIZE	OUTLET INVERT	OUTLET PIPE%	TOP OF CURB ELEVATION	REMARKS
1	12"ø 15"ø	120.67'	15"ø	120.67'	0.40%	125.5'	See Notes 17,18 & 19
2	12"ø	123.78'	12"ø	121.78'	"	126.5'	See Notes 17, 18 & 19 To MH 1
3	-	-	12"ø	122.94'	"	"	See Notes 17, 18 & 19 To MH 2
4	12"ø	To Suit 122.69'	12"ø	120.69'	"	125.5'	See Notes 17, 18 & 19 To MH 3
5	12"ø	121.76'	12"ø	120.87'	"	125.75'	See Notes 17, 18 & 19 To MH 3
Exist. M.H.	15"ø	119.35'	42"ø	117.60'±	-	Ground Elevation 124.15'	
6	6"ø	121.46'	6"ø	121.46'	1/8"/ft	126.50'	Precast Conc. or Brick Std. Dwg. PB-3 or PB-4 with Solid Cover.
7	6"ø	120.12'	6"ø	120.12'	"	"	"
8	6"ø	119.79'	6"ø	119.79'	"	"	"
9	6"ø 12"ø 6"ø	119.71'	10"ø	119.71'±	"	126.75'	"
10	10"ø	119.79'	10"ø	118.89'	"	126.00'	"

INLET SCHEDULE

MH	INLET SIZE	INLET INVERT	OUTLET SIZE	OUTLET INVERT	OUTLET PIPE%	TOP OF COVER ELEVATION	REMARKS
1			12"ø 15"ø	120.14' 119.89'	0.40%	124.44'	Precast Conc. or Brick Std. Dwg. PB-3 w/1 m.f. Cover
2	"	"	18"ø	120.17'	"	"	"
3	"	"	12"ø	120.40'	"	"	"
4	"	"	12"ø	120.15'	"	124.90'	"

NOTE: All inlets shall have 2'x2' inlet grates. Inlets shall be similar to Std. Dwg. PB-3 (Detail "F"), except for grates.



Private Storm Sewer
Dold Packing Co.
Proj. No. SHR8503059

14 6 1 (7)

10-10-73

APPROVED AS NOTED
By CITY ENGINEER OF WICHITA
Sanitary Sewers
Storm Sewers D.E.&
Driveway Approaches

NOTE TO CONTRACTOR

This project will be constructed under the supervision of the CITY ENGINEER and conforming to the SPECIFICATIONS of the CITY OF WICHITA. The CONTRACTOR will reimburse the City of Wichita for all cost of Engineering, Plans and inspection.

BENCH MARK

KEY PLAN

STANDARD DRAWINGS

REV.	DATE	DESCRIPTION	BY
1	9-25-73	Revised Manholes	JRK
2	10-1-73	Revised Sewer Lines & Inlets	JRK
3	10-8-73	Revised Manholes & Inlets	JRK

DESIGNED:
DRAWN JRK
CHECKED DATE
SCALE: 40 scholars

PLAT & PARTIAL PLAT
MEAT PROCESSING PLANT
DOLD PACKING CO.
WICHITA, KANSAS

GLOBE ENGINEERING COMPANY
125 W. JACKSON BLVD., CHICAGO, ILL. 60604

DATE 7-14-73 | SHEET 1 of 23 | DRAWING NUMBER A255-3001