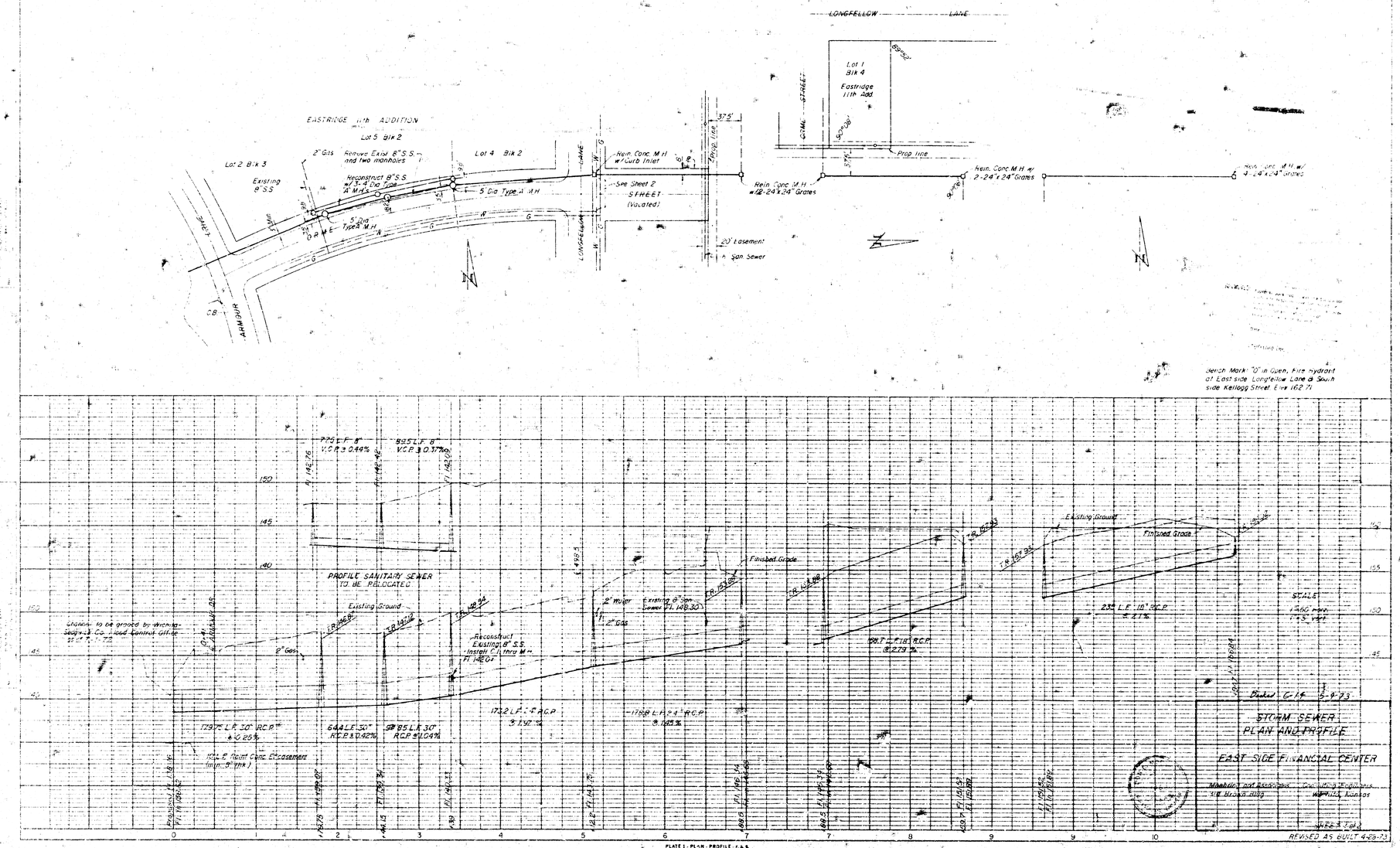
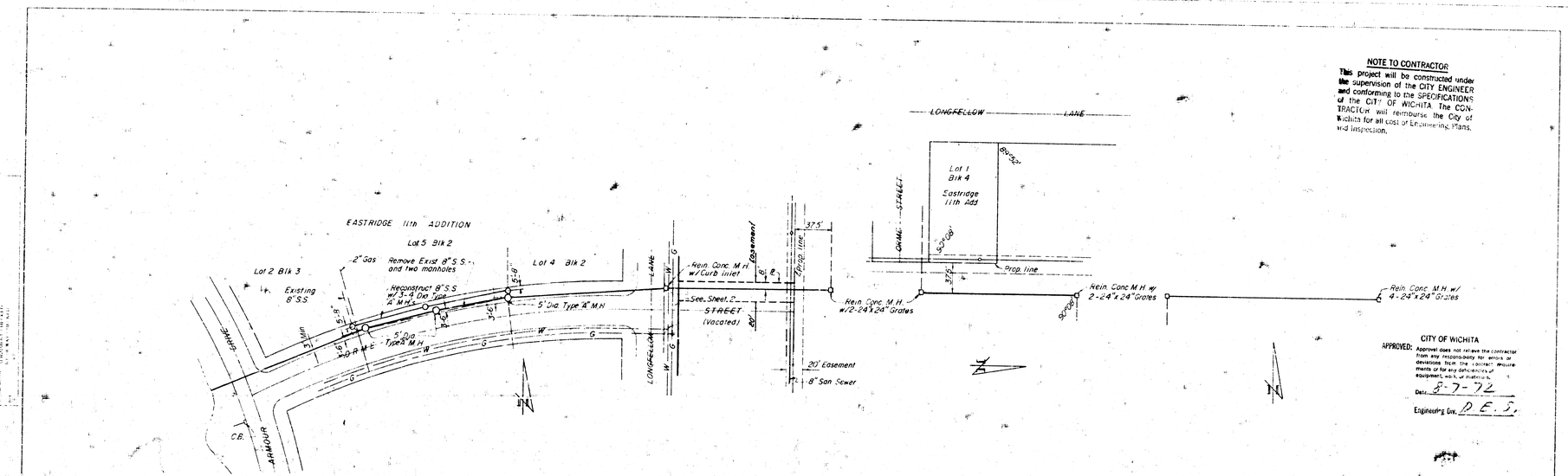

EASTRIDGE 11th ADDITION
Lot 5 Blk 2
Lot 2 Blk 3
Lot 4 Blk 2
2" Gas
Remove Exist 8" S.S. and two manholes
Existing 8" S.S.
Reconstruct 8" S.S. w/ 3-4 Dia Type A M.H.s
5' Dia Type A M.H.
Rein. Conc. M.H. w/ Curb Inlet
See Sheet 2
STREET (Vacated)
20' Easement for San Sewer
LONGFELLOW LANE
Lot 1 Blk 4 Eastridge 11th Add
Prop. line
Rein. Conc. M.H. w/ 2-24"x24" Grates
ARMOUR
CB
Bench Mark "O" in Open, Fire Hydrant at East side Longfellow Lane & South side Kellogg Street Elev 1021.71
PROFILE SANITARY SEWER TO BE RELOCATED
Existing Ground
Finished Grade
2" Water
Existing 8" San. Sewer Fl. 1418.30
2" Gas
Reconstruct Existing 8" S.S. - Install 2 thru M.H. Fl. 1420.4
Obstruction to be grinded by Wichita-Sedgwick Co. Flood Control Office 12-27-72
172.9' L.F. 30" RCP @ 0.25%
644' L.F. 30" RCP @ 0.42%
885' L.F. 30" RCP @ 1.04%
172.2' L.F. 24" RCP @ 1.92%
176.8' L.F. 24" RCP @ 1.95%
58.7' L.F. 18" RCP @ 2.73%
23.2' L.F. 10" SCP @ 2.1%
100' L.F. Point Conc. Excavation (min. 9' thk.)
775' L.F. 8" V.C.P. @ 0.44%
935' L.F. 8" V.C.P. @ 0.37%
SCALE 1"=60' Horiz. 1"=5' Vert.
Dated 6-14-73
STORM SEWER PLAN AND PROFILE
EAST SIDE FINANCIAL CENTER
Meshek and Associates Consulting Engineers
Wichita, Kansas
SHEET 1 of 2
REVISED AS BUILT 4-26-73
PLAN
PROFILE
PLATE 1 - PLAN - PROFILE - V & E
CLEARPRINT PAPER CO., S. F. CAL.
NO. 1000-1

PLAN



NOTE TO CONTRACTOR

This project will be constructed under the supervision of the CITY ENGINEER and conforming to the SPECIFICATIONS of the CITY OF WICHITA. The CONTRACTOR will reimburse the City of Wichita for all cost of Engineering, Plans, and Inspection.

CITY OF WICHITA

APPROVED: Approval does not relieve the contractor from any responsibility for errors or deviations from the contract require ments or for any deficiencies of equipment, work or materials.

Date 3-7-72

Engineering Div. D. E. S.

PROFILE

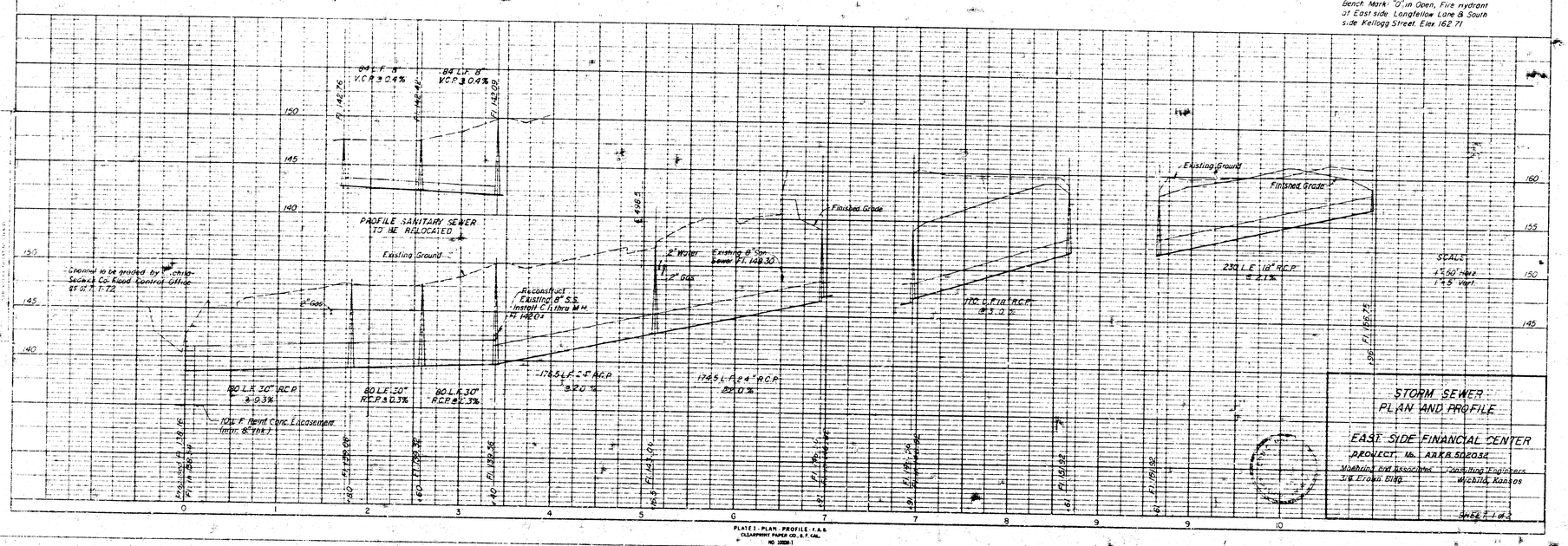
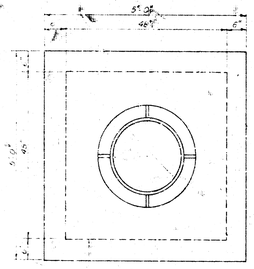
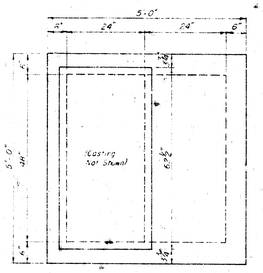
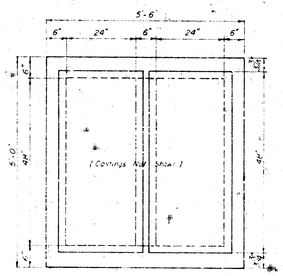
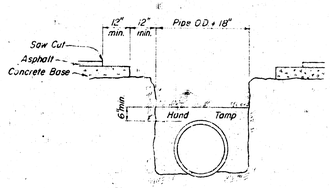


PLATE I - PLAN - PROFILE - F.A.S.
CLEARPRINT PAPER CO., S.F. CAL.
NO. 1000H-1

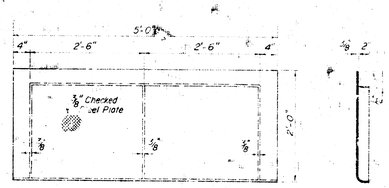




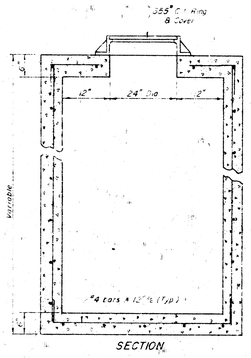




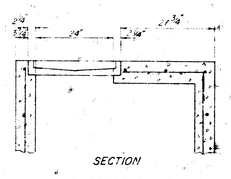
TRENCH DETAIL



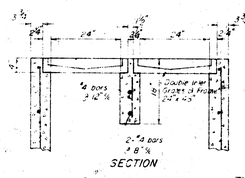
STEEL INLET COVER



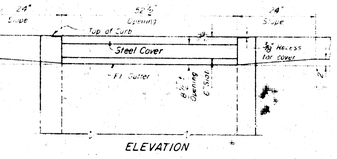
REINFORCED CONCRETE MANHOLE



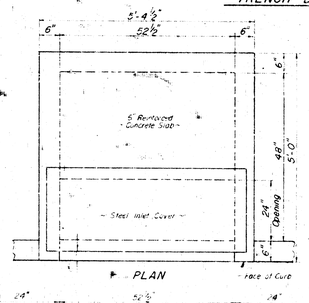
2-GRATE DROP INLET MANHOLE

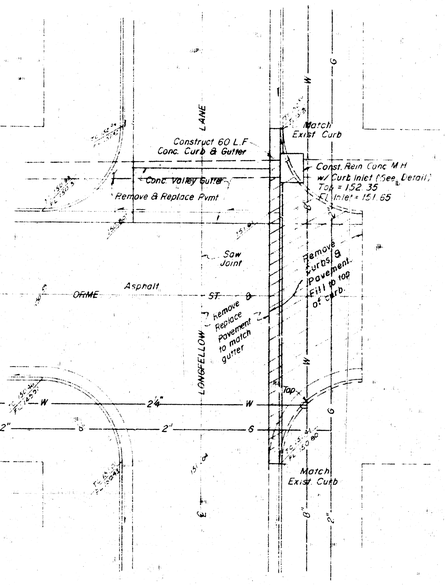


4-GRATE DROP INLET MANHOLE

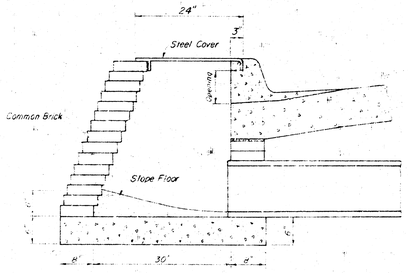


REINFORCED CONCRETE CURB INLET MANHOLE

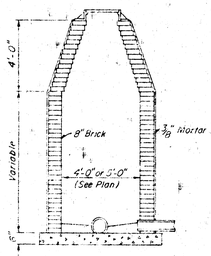




PLAN OF INTERSECTION
ORME STREET & LONGFELLOW LANE
1" = 10'



CURB INLET CATCH BASIN



STANDARD BRICK MANHOLE TYPE "A"

NOTE: All castings City of Wichita standards
Concrete shall contain 6 sacks cement per cubic yard

STORM SEWER
PLAN AND PROFILE

EAST SIDE FINANCIAL CENTER

Moehring and Associates
314 Brown Bldg
Consulting Engineers
Wichita, Kansas

SHEET 2 of 2