PIATT AVE. MINI PARK

PLANS FOR

STORM DRAIN

APRIL 1973

BOARD OF PARK COMMISSIONERS

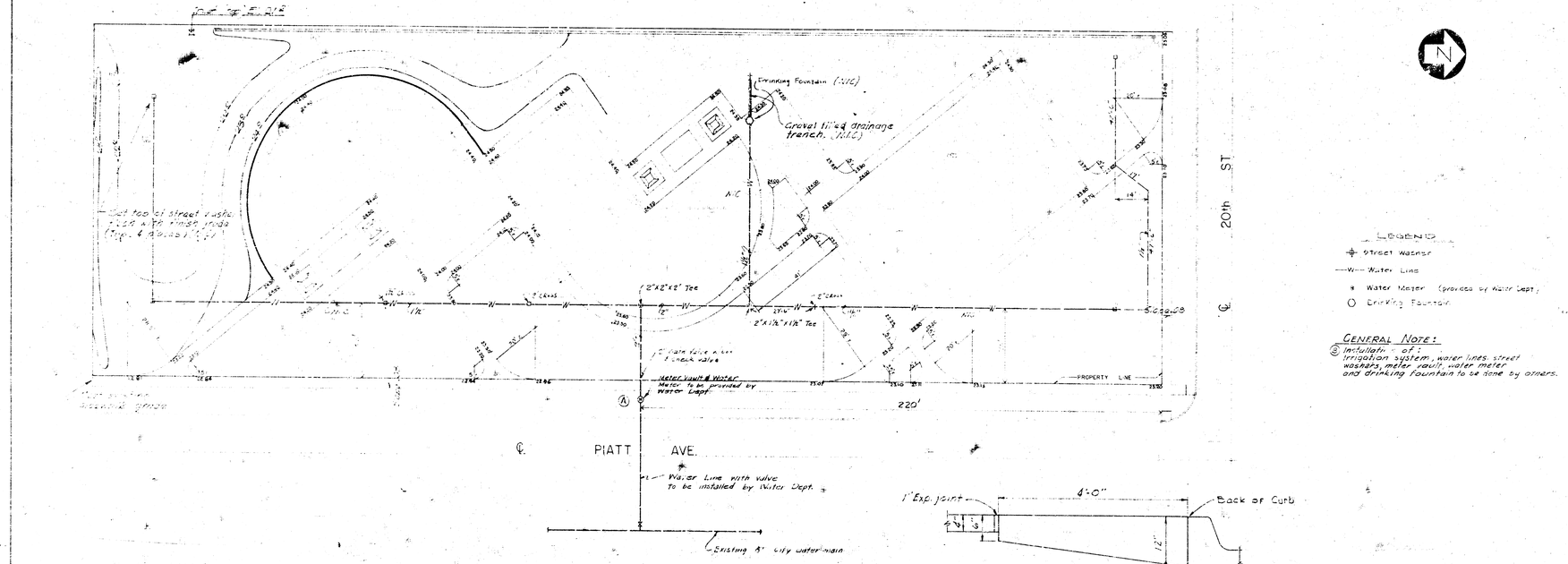
CITY OF WICHITA, KANSAS

APPROVED

DIRECTOR

PARK BOARD ENGINEER

THEODORE R. IEFFERT LICENSED 3775 KANSAS PROFESSIONAL ENGINEER



LEGEND

- Street Washer
- W — Water Lines
- Water Meter (provided by Water Dept.)
- Drinking Fountain

GENERAL NOTE:

(1) Installation of irrigation system, water lines, street washers, meter vault, water meter and drinking fountain to be done by others.

STANDARD SECT. AT INTERSECTION

NO SCALE

DATE	BY	REVISION REMARKS
8-22-72	R.P.	AS LOCATED WATER LINES
7-12-72	T.F.	(2) WATER LINES (U.I.C.)
7-11-72	T.F.	(3) WATER METER VAULT

GRADING & UTILITY PLAN

PIATT AVE. MINI PARK

BOARD OF PARK COMMISSIONERS
WICHITA, KANSAS

DATE	DRAWN	SCALE
5-3-71	R.L.P.	1"=20'

PLAN

PROFILE

CONTRACTOR TO REMOVE AND REPLACE ALL FENCEING DISTURBED DURING CONSTRUCTION.

EXCAVATE WITH CAUTION IN AREAS OF 4" Y BRANCH LATERIALS

LATERIALS INTERFERING WITH STORM SEWER TO BE ADJUSTED BY CONTRACTOR

EXIST. M.H. F.F. EL. = 121.50 FLO. EL. = 117.35

EXISTING 42" CMP

Sta 0+83 N

Sta 0+29 N

EXIST. M.H. RIM EL. 122.15 FLO EL. 114.10

Sta 0+42 N

Sta 0+51.9

4" Y BRANCH

Sta 0+92 N

Sta 1+02.9

4" Y BRANCH

Sta 1+45 N

Sta 1+58.1

EXISTING 8" SAN. SEWER

4" Y BRANCH

Sta 1+92 N

Sta 2+42 N

Sta 2+74 N

EXIST. M.H. RIM EL. = 122.53 FLO EL. = 113.13

℄ of Easement

PROPOSED M.H. SUMP EL. = 121.7 FLO EL. = 117.75

EXISTING 6'-0" x 3'-0" RCBP STORM SEWER

EXISTING CHAIN LINK FENCE

EXISTING WOVEN WIRE FENCE

EXISTING WOVEN WIRE FENCE

PROPOSED 12" STORM SEWER

PROPOSED FIELD INLET TOP EL. = 121.0 FLOOUT EL. = 118.83

40'

PIATT AVE MINI PARK

150' (±)

15TH. ST. (GRAVEL)

95 93 91 89 87 85

South line of Park Property

S.M. = 124.03 SET IN POWER POLE N.W. CORNER PARK.

PIATT AVE.

PLAN SCALE 1"=10'

EXISTING GRADE

EXISTING 24" RCP

BACKFILL W/ FILL SAND & JETTED W/ WATER & VIBRATED

FLO. LINE R.P. 117.05

FLO. 117.75

PROPOSED 12" R.C.P. SLOPE 0.4%

TOP PITCH

FLO OUT 118.83

EL. 122 EL. 121 EL. 120 EL. 119 EL. 118 EL. 117

APPROVED AS NOTED By CITY ENGINEER OF WICHITA

Sanitary Sewers

Storm Sewers 2-22-93

Driveway Approaches

NOTE TO CONTRACTOR:

This project will be constructed under the supervision of the CITY ENGINEER and conforming to the STANDARDS OF THE CITY OF WICHITA [illegible]

STORM SEWER

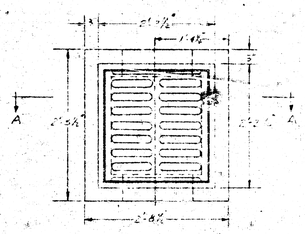
PIATT AVE. MINI PARK

BOARD OF PARK COMMISSIONERS WICHITA, KANSAS

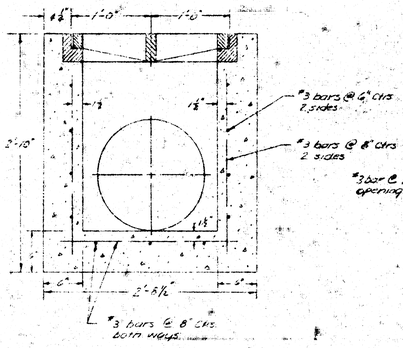
DATE DRAWN SCALE

SH 3 OF 5

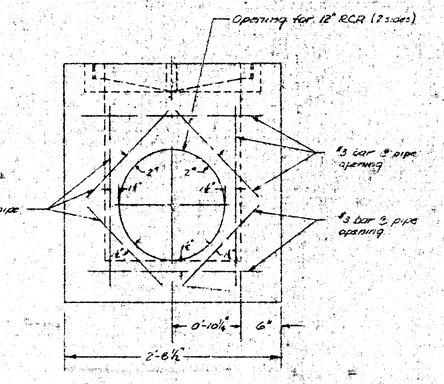
PLATE 1-PLAN-PROFILE



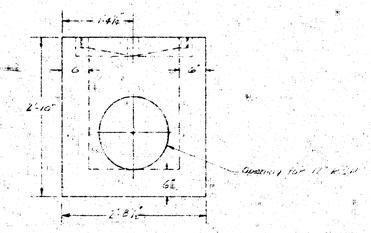
PLAN VIEW
Scale 1"=1'-0"



SECTION A-A
Scale: 1½"=1'-0"



WALL SECTION AT
PIPE OPENING
Scale: 1½"=1'-0"



SIDE VIEW
Scale 1"=1'-0"

NOTE: Chamfer all exposed edges with a ½ bevel or radius.
All walls and floor 6" concrete.
Cast iron grate and frame to be part No. 400 G / 400 F as manufactured by Western Iron and Foundry Co. of Wichita, Kansas, or equivalent.
Slope bottom for proper drainage to outlet

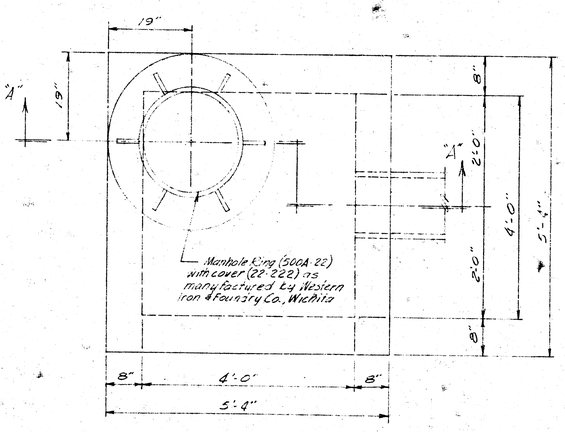
APPROVED AS NOTED
By CITY ENGINEER OF WICHITA
Sanitary Sewers
Storm Sewers
Driveway Approaches

FIELD INLET

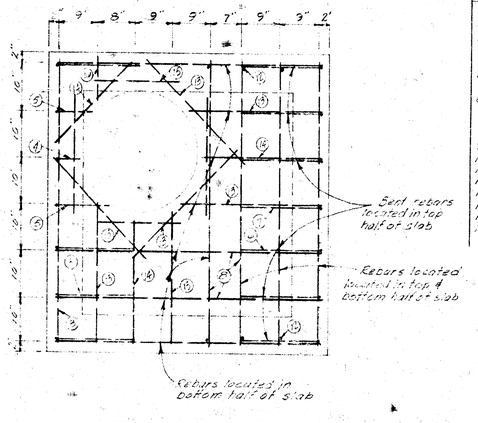
PIATT AVE. MINI PARK

BOARD OF PUBLIC IMPROVEMENTS
WICHITA, KANSAS

DATE	DRAWN	SCALE	SHEET 4 OF 5
	C.E.G.	1"=1'-0"	



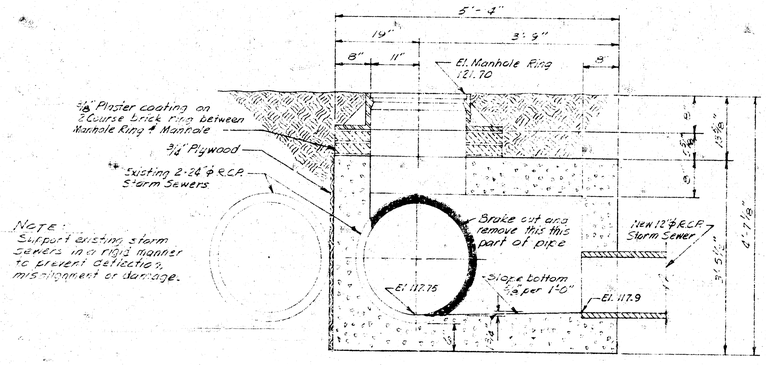
PLAN VIEW
Scale 1"=1'-0"



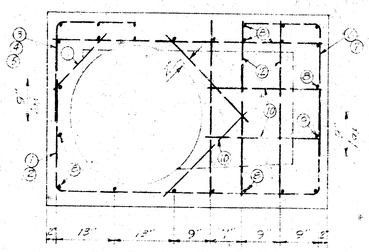
TOP SLAB

REBAR SCHEDULE

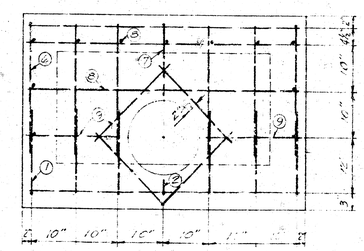
No.	Size	Quanity	Shape	Location
1	#4	4	2'-0" 1'-6" 1'-6" 4"	Bottom Slab
2	#4	1	2'-0" 4'-0" 4"	Bottom Slab
3	#4	4	1'-9" 1'-6"	Lt. wall & top slab
4	#4	2	1'-9" 1'-6"	Lt. wall & top slab
5	#4	1	1'-9" 2'-4"	Lt. wall & top slab
6	#4	4	1'-9" 2'-4"	Rt. wall & top slab
7	#4	1	1'-9" 2'-4" 1'-6"	Rt. wall & top slab
8	#4	25	Straight 5'-2"	(5) Bottom (5) Left wall (9) Top slab (4) Right wall Right wall
9	#4	6	Straight 1'-9"	Top slab
10	#4	8	Straight 2'-2"	2 End walls
11	#4	2	Straight 1'-6"	2 End walls
12	#4	6	Straight 3'-2"	2 End walls
13	#4	7	Straight 2'-6"	Top slab
14	#4	3	Straight 2'-3"	Top slab
15	#4	4	Straight 1'-6"	Top slab
16	#4	1	Straight 9"	Top Slab



SECTION A-A
Scale 1"=1'-0"



END WALLS (2)



SIDE WALLS

REINFORCEMENT DETAILS
Scale 1"=1'-0"

Notes:
1. RCP sewer line omitted for clearness.

APPROVED AS NOTED
by CITY ENGINEER OF WICHITA
Date 3-24-73

REINFORCED CONCRETE MANHOLE			
PLATT AVE. MINI-PARK			
BOARD OF PARK COMMISSIONERS			
Date	Drawn By	Scale	
9-27-72	T.W.F.	Noted	SH 5 of 5

14 2 1 (11)