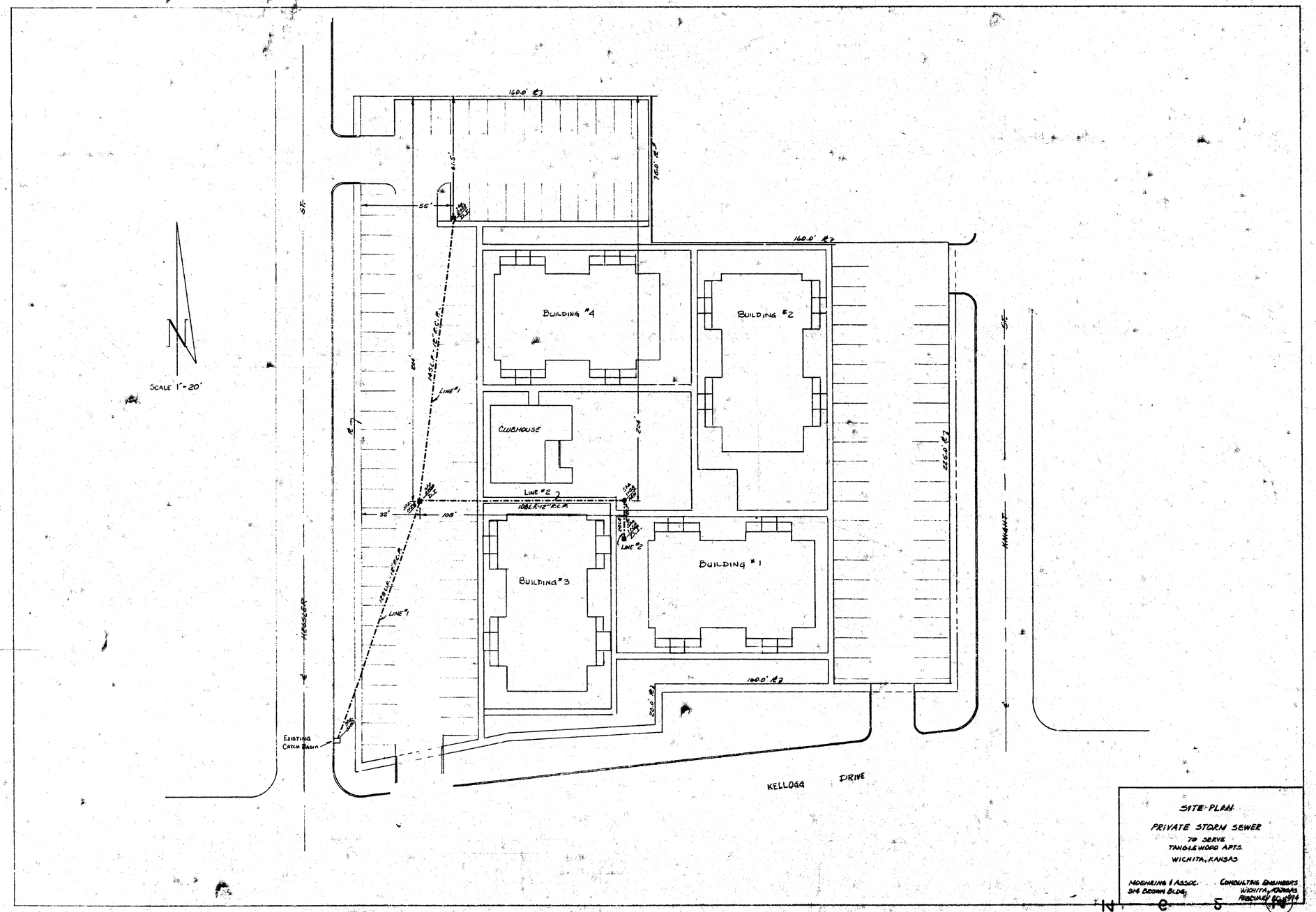


SITE PLAN

PRIVATE STORM SEWER

TO SERVE

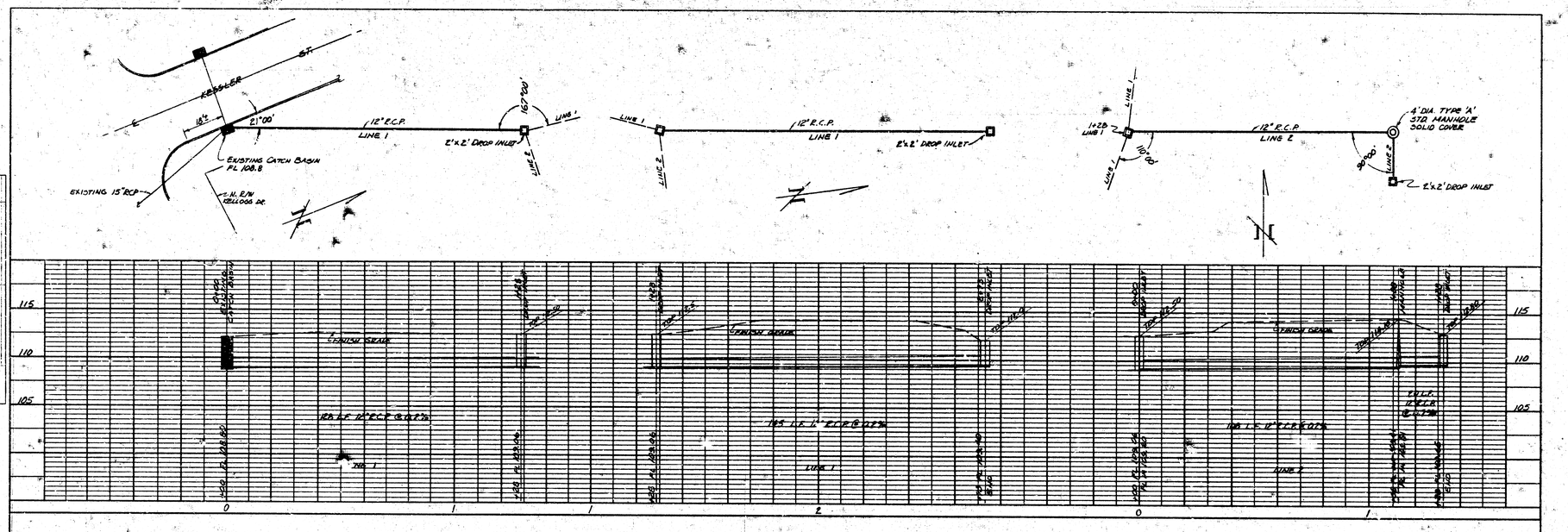
TANGLEWOOD APTS.

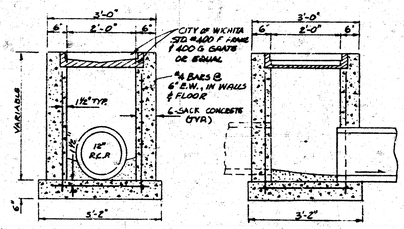
WICHITA, KANSAS

MOSHER & ASSOC. CONSULTING ENGINEERS

314 BROWN BLDG. WICHITA, KANSAS

FEBRUARY 1974





REINFORCED CONCRETE DROP INLET (ALTERNATE)

NOTES:
1. MANHOLE TO BE 4' DIA. BRICK, CITY OF WICHITA STANDARD DESIGN.
2. DROP INLET CATCH BASINS TO BE CITY OF WICHITA STANDARD DESIGN BRICK, OR (ALTERNATE) CATCH BASINS MAY BE 2'x2' REINFORCED CONCRETE W/6" WALL THICKNESS. INLET FRAME & GRATE TO BE CITY OF WICHITA STD.

2/21/74
James Tandy

SCALE
1" = 20' HORZ.
1" = 5' VERT.

PLAN AND PROFILE
ADDITIONAL STORM SEWER
OF SEDGE
MEADOWBROOK ADD.
WICHITA, KANSAS

MORELAND & ASSOC.
300 ARKANSAS BLDG.
CONSULTING ENGINEERS
WICHITA, KANSAS
AMHERST 7-1572

PLAN
WRITTEN
PLOTTED
CHECKED
NOTE BOOK
NO.

PROFILE
SURVEYED
PLOTTED
CHECKED
NOTE BOOK
NO.

DATE
BY
CITY
R/W
BY OF WAY CHG. ALSO.
ENGINEER'S SECTION CHGS

PLATE 2 - PLAN - PROFILE - P.A.S.
CLEARPRINT PAPER CO. S. F. CAL.
NO. MECH-2