SECOND STREET
E. L. ELDER — W. L. DORIS
472-76-245-80594-000-000-001

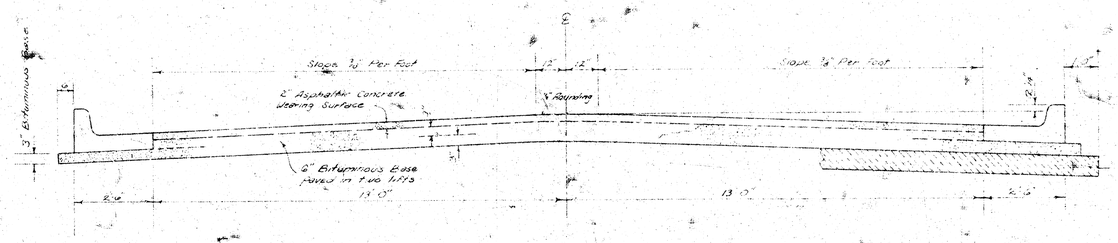

COMBINED CURB & GUTTER

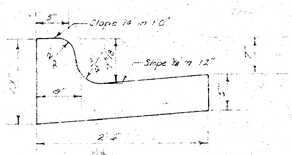

ROLL TYPE CURB & GUTTER

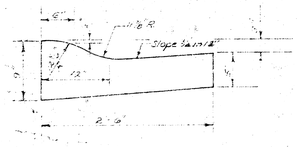

TYPICAL SECTION

31' ASPHALTIC CONCRETE PAVEMENT WITH BITUMINOUS BASE

A TACK COAT OF EMULSIFIED ASPHALT (SS-1H) SHALL BE APPLIED AT AN APPROXIMATE RATE OF 0.05 GALLONS PER SQ. YD. BETWEEN LIFTS OF ASPHALTIC MATERIALS WHEN ORDERED BY THE ENGINEER. TACK COAT WILL NOT BE PAID FOR DIRECTLY AND SHALL BE CONSIDERED AS SUBSIDIARY TO PRICE BID FOR ASPHALTIC PAVEMENT.

BITUMINOUS BASE AND ASPHALTIC CONCRETE WEARING SURFACE SHALL BE PLACED WITH A LAYDOWN MACHINE HAVING AUTOMATIC ELECTRONIC CONTROLS FOR CROWN AND GRADE. CONSTRUCTION JOINTS IN EACH LIFT SHALL BE STAGGERED A MINIMUM DISTANCE OF 1' WITH JOINTS IN PRECEDING LIFTS AND SUCH THAT A JOINT WILL BE CONSTRUCTED ON THE PAVEMENT CENTERLINE IN THE TOP LIFT.

The A.C. pavement between the Comb. Curb & Gutter shall be paid as Sq. Yds. 8" A.C. Pavement (6 Bituminous Base). The Bituminous Base under the Comb. Curb & Gutter shall be paid as Sq. Yds. 3" Bituminous Base.

DETAIL OF TRANSVERSE CONSTRUCTION JOINTS



TRANSVERSE CONSTRUCTION JOINTS SHALL BE CONSTRUCTED IN FLEXIBLE BASE PAVEMENTS AT LOCATIONS WHERE PAVEMENT TEMPORARILY ENDS TO FACILITATE FUTURE PAVEMENT CONSTRUCTION AS SHOWN BY DETAIL. THE COST OF CONSTRUCTING THE TRANSVERSE CONSTRUCTION JOINTS SHALL NOT BE MEASURED OR PAID FOR DIRECTLY BUT SHALL BE INCLUDED IN THE BID PRICE FOR SQUARE YARDS OF ASPHALTIC CONCRETE PAVEMENT.

CITY OF WICHITA, KANSAS

DEPARTMENT OF PUBLIC WORKS — ENGINEERING

R. W. LINN CITY ENGINEER

DATE _____ PROJ. NO.

BM=119.67~ CITY STD., ANNA & 2ND, 42' W. & 34' N. OF ℄ BOTH.
BM=119.60~ "□" CUT TOP N. CURB 2ND ST. 1' E. OF E. END RETURN @ N.E. CORNER 2ND & DORIS.

Note: No more than the equivalent of three 20 ft and two 10 ft. drives to be built and charged to this project.

(*)Note: Removal & Replacement of Mailboxes to be considered incidental to Project.

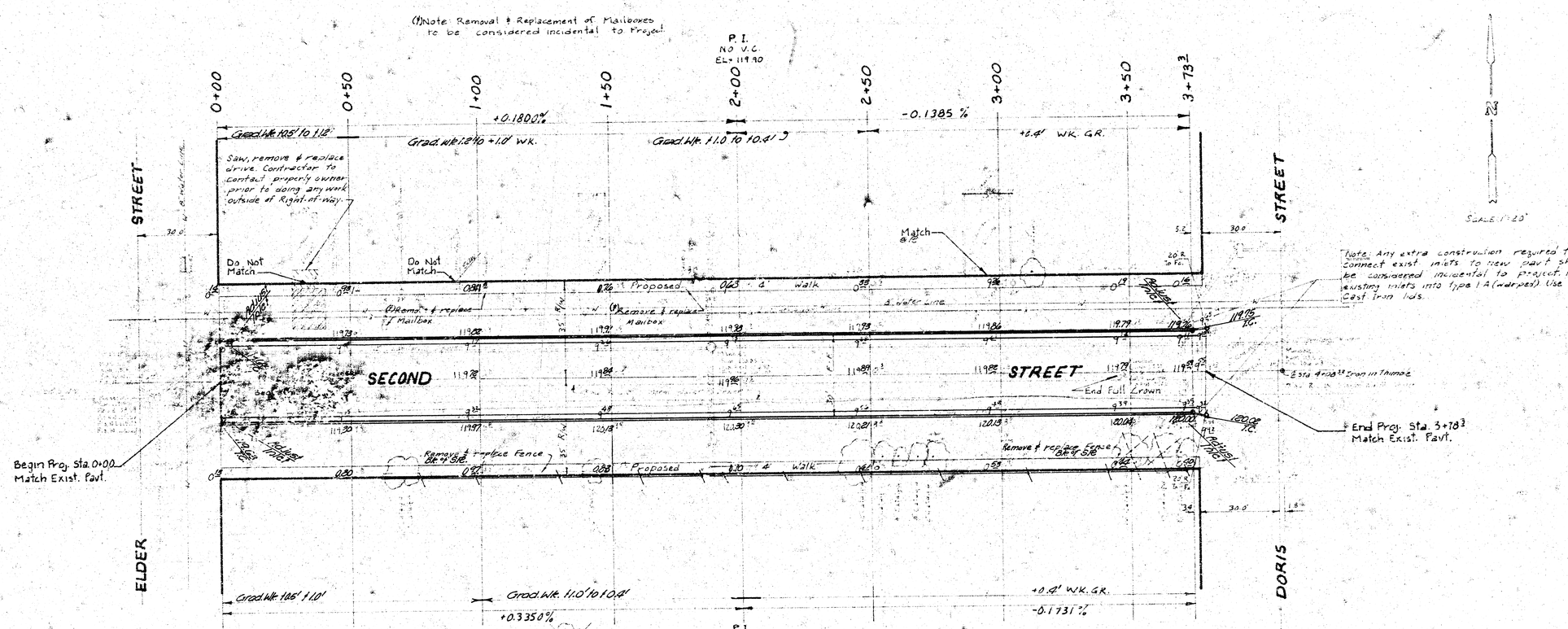

Note: Any extra construction required to connect exist. inlets to new pavt shall be considered incidental to project. Reconst. existing inlets into type 1 A (warped). Use existing Cast Iron lids.

Note: Trees to be removed are marked thus except that any tree marked for removal which in the opinion of the Engineer can be saved, shall be spared.

EARTHWORK
EXCAVATION

	PROPERTY	CITY
X-SECTIONS	433.4 C.Y.	0.5 C.Y.
10 %	43.3 C.Y.	0.1 C.Y.
TOTAL	476.7 C.Y.	0.6 C.Y.

1,390 SQ. YD. MANIPULATION

SECOND STREET
E. L. ELDER ST. TO W. L. DORIS ST.
DAKS577103
472 76 245 80594 000 000 001

2/3

SECOND STREET

E. L. ELDER ST. TO W. L. DORIS ST.

TYPICAL SECTIONS OF 30' CONCRETE PAVEMENT

DAKS 577103



TYPICAL SECTION WITH STANDARD CROWN

STEEL PATTERN

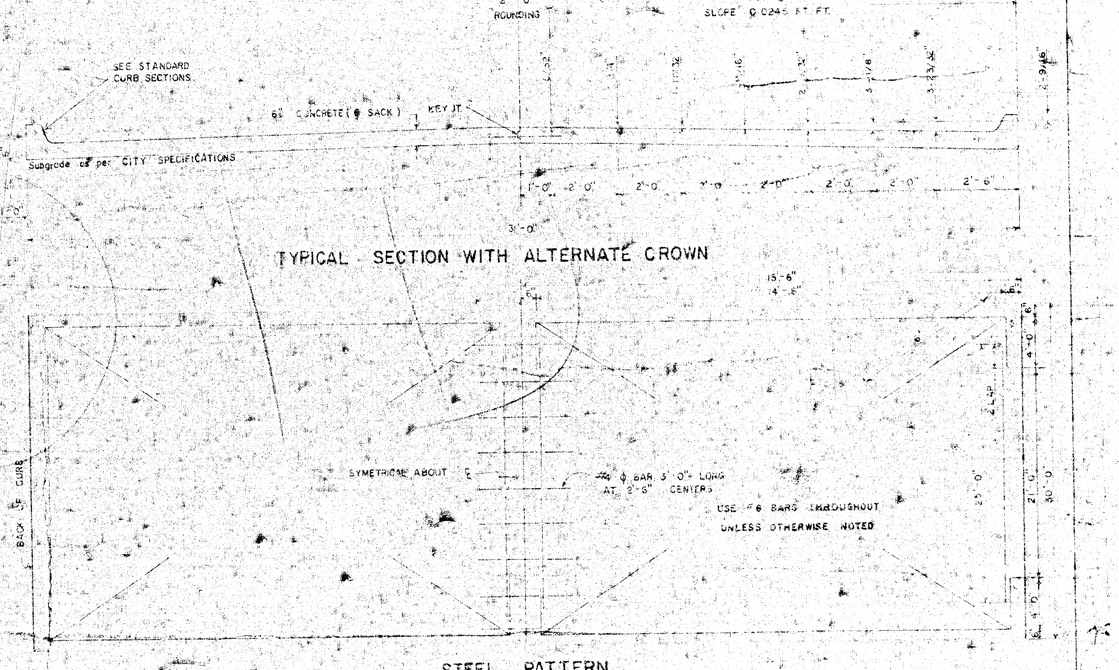

TYPICAL SECTION WITH ALTERNATE CROWN

STEEL PATTERN

STANDARD SECTIONS OF

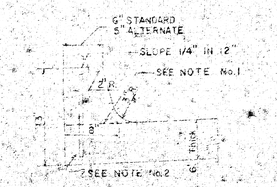

INTEGRAL CURB

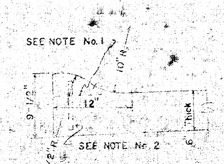

ROLL-TYPE

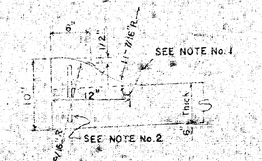

ALTERNATE ROLL-TYPE

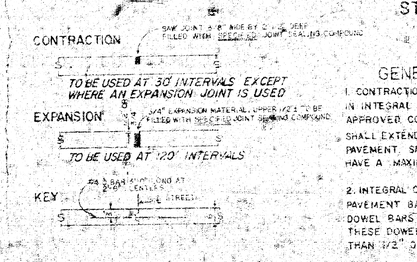

JOINT DETAILS

GENERAL NOTES

1. CONTRACTION JOINTS MAY BE CONSTRUCTED IN INTEGRAL CURB BY SAWING WITH AN APPROVED CONCRETE SAW. THE SAW CUT SHALL EXTEND THROUGH THE CURB TO THE PAVEMENT. SPACED CONTRACTION JOINTS SHALL HAVE A MAXIMUM SPACING OF 10'.

2. INTEGRAL CURB SHALL BE TIED TO THE PAVEMENT BASE WITH SHORT DEFORMED DOWEL BARS SPACED AT 2'-6" INTERVALS. THESE DOWEL BARS SHALL NOT BE LESS THAN 1/2" OR MORE THAN 3/4" IN DIAMETER.

R. W. LINN LICENSED 2694 KANSAS REGISTERED PROFESSIONAL ENGINEER

CITY OF WICHITA, KANSAS

Department of Public Works — Engineering Division

R.W. Linn — City Engineer

Date — Project No. DAKS 577103

1/3

BM=119.67~ CITY STD., ANNA & 2ND, 42' W. & 34' N. OF E BOTH.
BM=119.60~ "X" CUT TOP N. CURB 2ND ST. 1' E. OF E. END RETURN @ N.E. CORNER 2ND & DORIS.

Note: Removal & Replacement of Mailboxes to be considered incidental to Project.

Note: No more than the equivalent of three 20 ft. and two 10 ft. drives to be built and charged to this project.

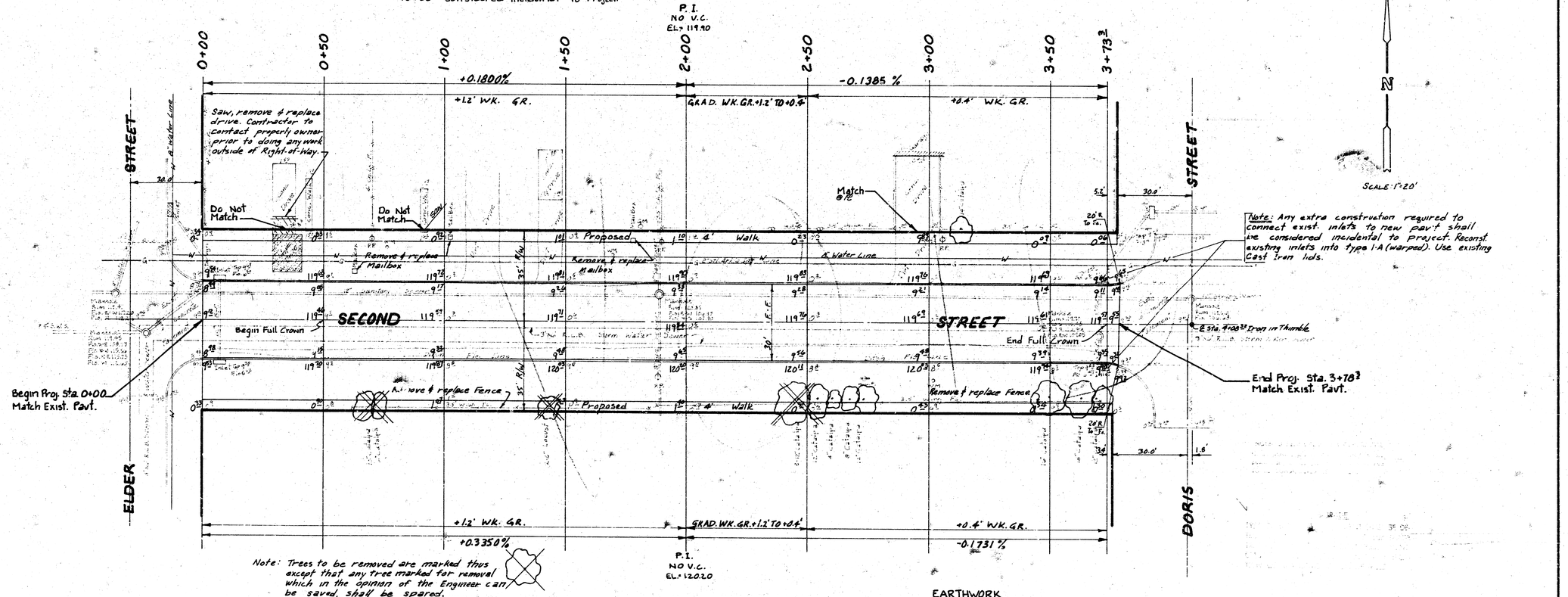

Note: Any extra construction required to connect exist. inlets to new pavt shall be considered incidental to project. Reconst. existing inlets into type I-A (warped). Use existing Cast Iron lids.

Note: Trees to be removed are marked thus except that any tree marked for removal which in the opinion of the Engineer can be saved, shall be spared.

SCALE: 1"=20'

EARTHWORK
EXCAVATION

	PROPERTY	CITY
X-SECTIONS	433.4 C.Y.	0.5 C.Y.
10 %	43.3 C.Y.	0.1 C.Y.
TOTAL	476.7 C.Y.	0.6 C.Y.

1390 SQ. YD. MANIPULATION

SECOND STREET

E.L. ELDER ST. TO W.L. DORIS ST.

DAKS577103

2/3



SECOND ST.
E.L. ELDER TO W.L. DORIS
DAKS577103

3/3