THIRD ST

256.44' W. OF W. L. WACO ST. TO W. L. WACO ST.

CITY OF WICHITA, KANSAS

DEPARTMENT OF ENGINEERING

R. W. BRUGGEMAN - DIRECTOR OF ENGINEERING/CITY ENGINEER

PROJ. No. 472 76 245 80966 000 000 001

DATE:



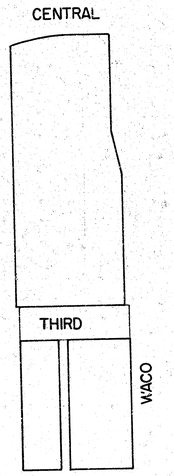



1/4

GENERAL NOTES

1. CONTRACTION JOINTS MAY BE CONSTRUCTED IN INTEGRAL CURB BY SAWING WITH AN APPROVED CONCRETE SAW. THE SAW CUT SHALL EXTEND THROUGH THE CURB TO THE PAVEMENT. SAWED CONTRACTION JOINTS SHALL BE AT A MAXIMUM SPACING OF 10'.

2. INTEGRAL CURB SHALL BE TIED TO THE PAVEMENT BASE WITH SHORT DEFORMED DOWEL BARS SPACED AT 2'-6" INTERVALS. THESE DOWEL BARS SHALL NOT BE LESS THAN 1/2" OR MORE THAN 3/4" IN DIAMETER.

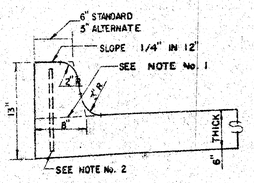

INTEGRAL CURB

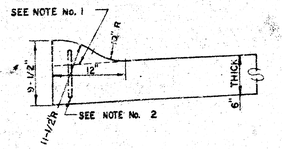

ROLL-TYPE

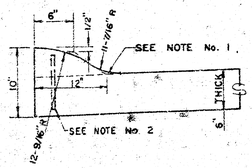

ALTERNATE ROLL-TYPE

THIRD ST.

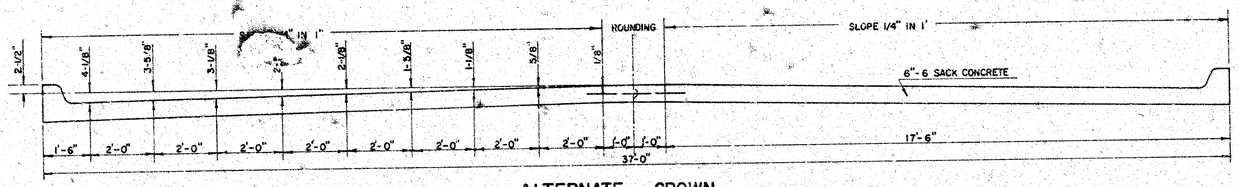

ALTERNATE CROWN

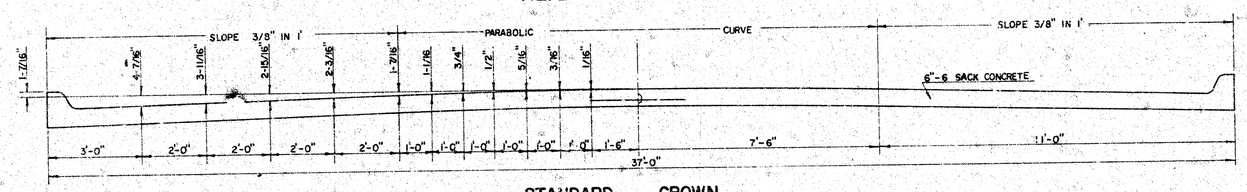

STANDARD CROWN

TYPICAL SECTION 36'-0" CONCRETE PAVEMENT

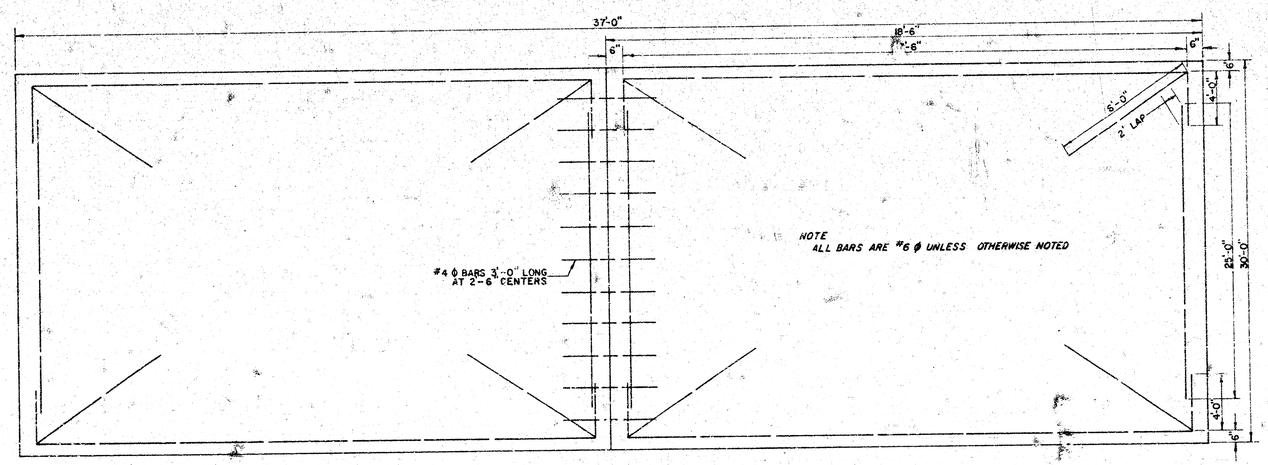

STEEL PATTERN

NO SCALE

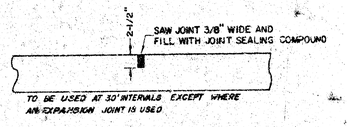

CONTRACTION JOINT DETAIL

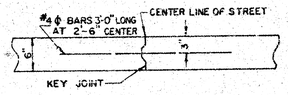

KEY JOINT DETAIL

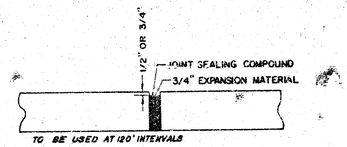

EXPANSION JOINT DETAIL

6" CONCRETE PAVEMENT /w INT. CURB

CITY OF WICHITA, KANSAS

—DEPARTMENT OF ENGINEERING—

R. W. BRUGGEMAN

DIRECTOR OF ENGINEERING/CITY ENGINEER

DATE: PROJ. No. 472 76 245 80966 000 000 001

2/2

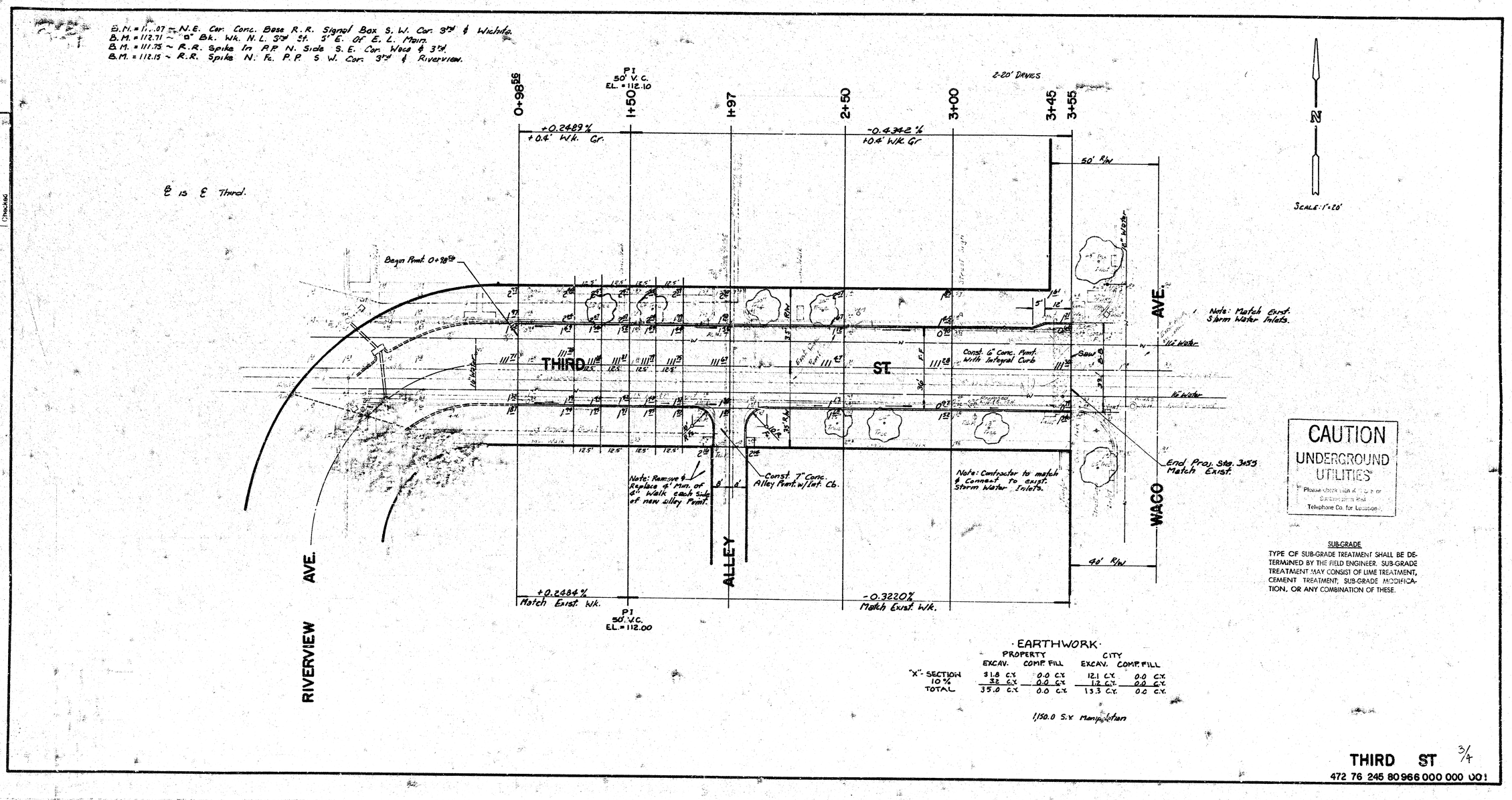

SUB-GRADE

TYPE OF SUB-GRADE TREATMENT SHALL BE DETERMINED BY THE FIELD ENGINEER. SUB-GRADE TREATMENT MAY CONSIST OF LIME TREATMENT, CEMENT TREATMENT, SUB-GRADE MODIFICATION, OR ANY COMBINATION OF THESE.

·EARTHWORK·

	PROPERTY EXCAV.	PROPERTY COMP. FILL	CITY EXCAV.	CITY COMP. FILL
"X"-SECTION	31.8 C.Y.	0.0 C.Y.	12.1 C.Y.	0.0 C.Y.
10%	3.2 C.Y.	0.0 C.Y.	1.2 C.Y.	0.0 C.Y.
TOTAL	35.0 C.Y.	0.0 C.Y.	13.3 C.Y.	0.0 C.Y.

1,150.0 S.Y. Manipulation

THIRD ST 3/4

472 76 245 80966 000 000 001

THIRD ST.
Proj No 472-76-245-809666-000-000-001

