48th STREET SOUTH

From the E.L. of WATER STREET to the W.L. of BROADWAY AVENUE

Project No. 472-76-245-80695-000-000-001

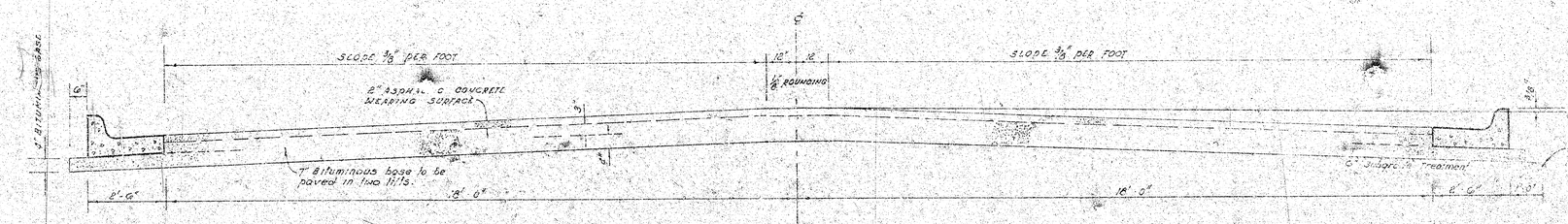

The A.C. pavement between the comb. curb & gutter shall be paid as 30" 8" A.C. pavement (7" Bituminous base), the Bituminous base under the comb. curb & gutter shall be paid as 30 wide 9" Bituminous base.

TYPICAL SECTION

41' ASPHALTIC CONCRETE PAVEMENT WITH BITUMINOUS BASE

A TACK COAT OF EMULSIFIED ASPHALT (SS-1H) SHALL BE APPLIED AT AN APPROXIMATE RATE 0.05 GALLONS PER SQ YD BETWEEN LIFTS OF ASPHALTIC MATERIALS WHEN ORDERED BY THE ENGINEER. TACK COAT WILL NOT BE PAID FOR DIRECTLY AND SHALL BE CONSIDERED AS SUBSIDIARY TO PRICE BID FOR ASPHALTIC PAVEMENT.

BITUMINOUS BASE AND ASPHALTIC CONCRETE WEARING SURFACE SHALL BE PLACED WITH A LAYDOWN MACHINE HAVING AUTOMATIC ELECTRONIC CONTROLS FOR GROWN AND GRADE. CONSTRUCTION JOINTS IN EACH LIFT SHALL BE STAGGERED A MINIMUM DISTANCE OF 1' WITH JOINTS IN PRECEDING LIFTS AND SUCH THAT A JOINT WILL BE CONSTRUCTED ON THE PAVEMENT CENTERLINE IN THE TOP LIFT.

COMBINED CURB & GUTTER

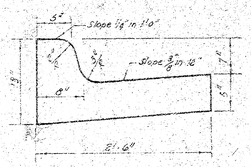

ROLL TYPE CURB & GUTTER

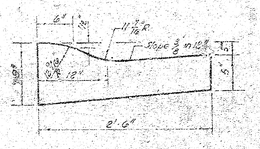

DETAIL OF TRANSVERSE CONSTRUCTION JOINTS



TRANSVERSE CONSTRUCTION JOINTS SHALL BE CONSTRUCTED IN FLEXIBLE BASE PAVEMENTS AT LOCATIONS WHERE PAVEMENT TEMPORARILY ENDS TO FACILITATE FUTURE PAVEMENT CONSTRUCTION AS SHOWN BY DETAIL. THE COST OF CONSTRUCTING THE TRANSVERSE CONSTRUCTION JOINTS SHALL NOT BE MEASURED OR PAID FOR DIRECTLY BUT SHALL BE INCLUDED IN THE BID PRICE FOR SQUARE YARDS OF ASPHALTIC CONCRETE PAVEMENT.

STEPHEN R. LACEY LICENSED ENGINEER 7114 KANSAS

CITY OF WICHITA, KANSAS

DEPARTMENT of PUBLIC WORKS - Engineering Division.

R. W. LINK CITY ENGINEER

DATE _____ Proj. No. _____

1/4

1/4

B.M. = 86.84 City Disc 28' E. of 28.3' N. of Sec. Corner at 47th St. So. & Broadway

B.M. = 87.15 40" Nail S.E. Face Power P. 40' N. of N.L. of 48th St. So., W-side of Broadway

Baseline 5' N. of ℄ of 48th St. So.

NO MORE THAN 8, 30' DRIVES OR EQUIVALENT TO BE CONSTRUCTED ON THIS PROJECT

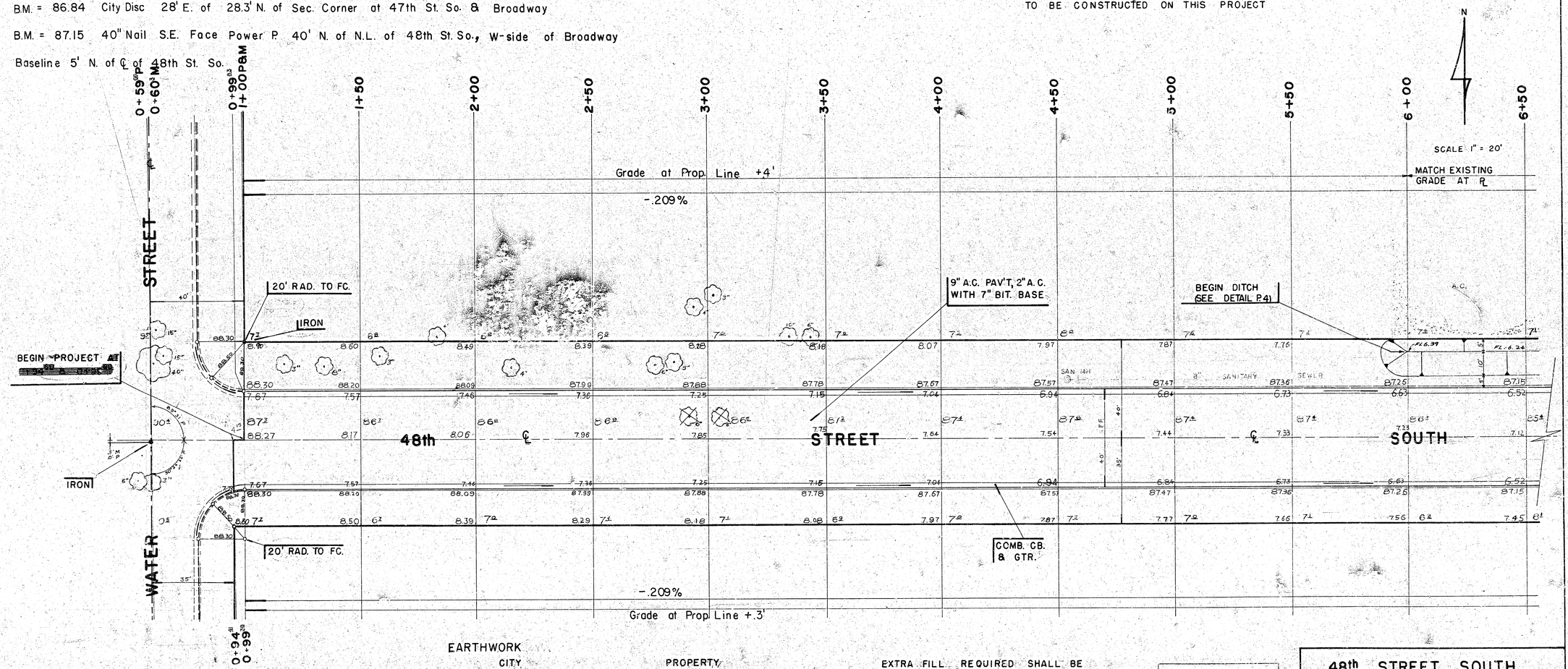

Survey by A.M.
Plat A.M. 2-5-59
Ck. Checked

TREES TO BE REMOVED ARE MARKED ✕ EXCEPT THAT ANY TREE WHICH IN THE OPINION OF THE FIELD ENGINEER CAN BE SAVED SHALL BE SAVED.

SUB-GRADE

TYPE OF SUB-GRADE TREATMENT SHALL BE DETERMINED BY THE FIELD ENGINEER. SUB-GRADE TREATMENT MAY CONSIST OF LIME TREATMENT, CEMENT TREATMENT, SUB-GRADE MODIFICATION, OR ANY COMBINATION OF THESE.

EARTHWORK

CITY		PROPERTY		
EXCAVATION	33.8	EXCAVATION	~~544.8~~	525.6
+10%	3.4	+10%	~~54.5~~	52.6
	37.2 CY.		~~599.3~~	578.2 CY.
COMPACTED FILL	0 C.Y.	COMPACTED FILL		320.2
		+10%		32.0
				352.2 CY.
MANIPULATION	207. S.Y.	MANIPULATION		5698 S.Y.

EXTRA FILL REQUIRED SHALL BE TAKEN FROM WATER STREET – FROM THE S.L. 48TH ST. SO. TO AND INCLUDING CUL-DE-SAC.

PROJECT NUMBER
472-76-245-80697-000-000-001

CAUTION
UNDERGROUND UTILITIES
Please check with K G & E or Southwestern Bell Telephone Co. for Location

48th STREET SOUTH.

E.L. WATER ST. to W.L. BROADWAY AVE.

(41'B-B A.C. Pavt. w/ Comb. Cb. and Gtr.)

CITY OF WICHITA, KANSAS

R.W. LINN ——— CITY ENGINEER

PROJECT NO. 472762458069500000001

DATE: ———

2/4

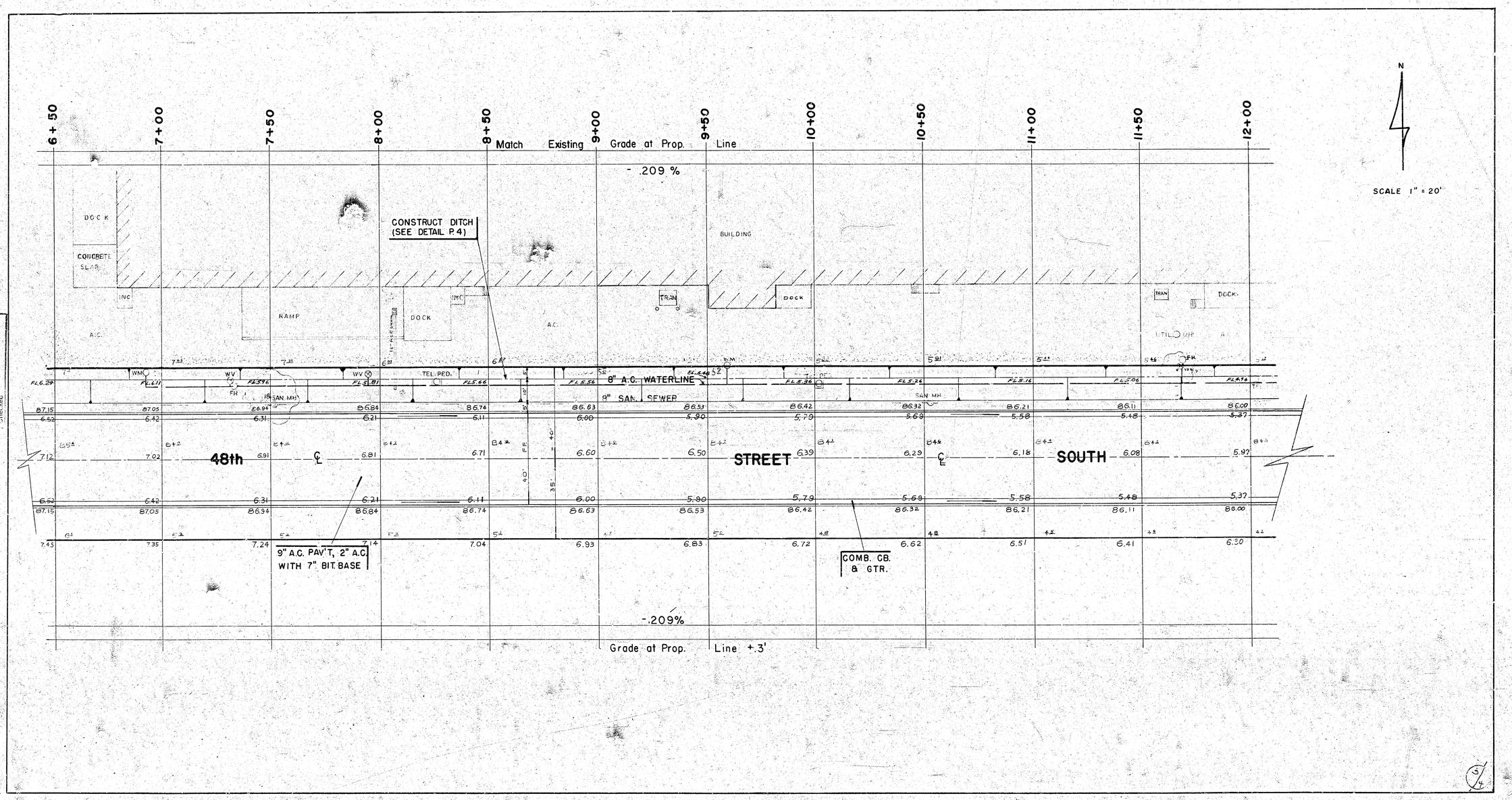

6+50
7+00
7+50
8+00
8+50
9+00
9+50
10+00
10+50
11+00
11+50
12+00
Match Existing Grade at Prop. Line
- .209 %
CONSTRUCT DITCH (SEE DETAIL P.4)
DOCK
CONCRETE SLAB
RAMP
DOCK
BUILDING
DOCK
DOCK
8" A.C. WATERLINE
8" SAN. SEWER
48th
STREET
SOUTH
9" A.C. PAV'T, 2" A.C. WITH 7" BIT. BASE
COMB. CB. & GTR.
-.209%
Grade at Prop. Line +.3'
N
SCALE 1" = 20'

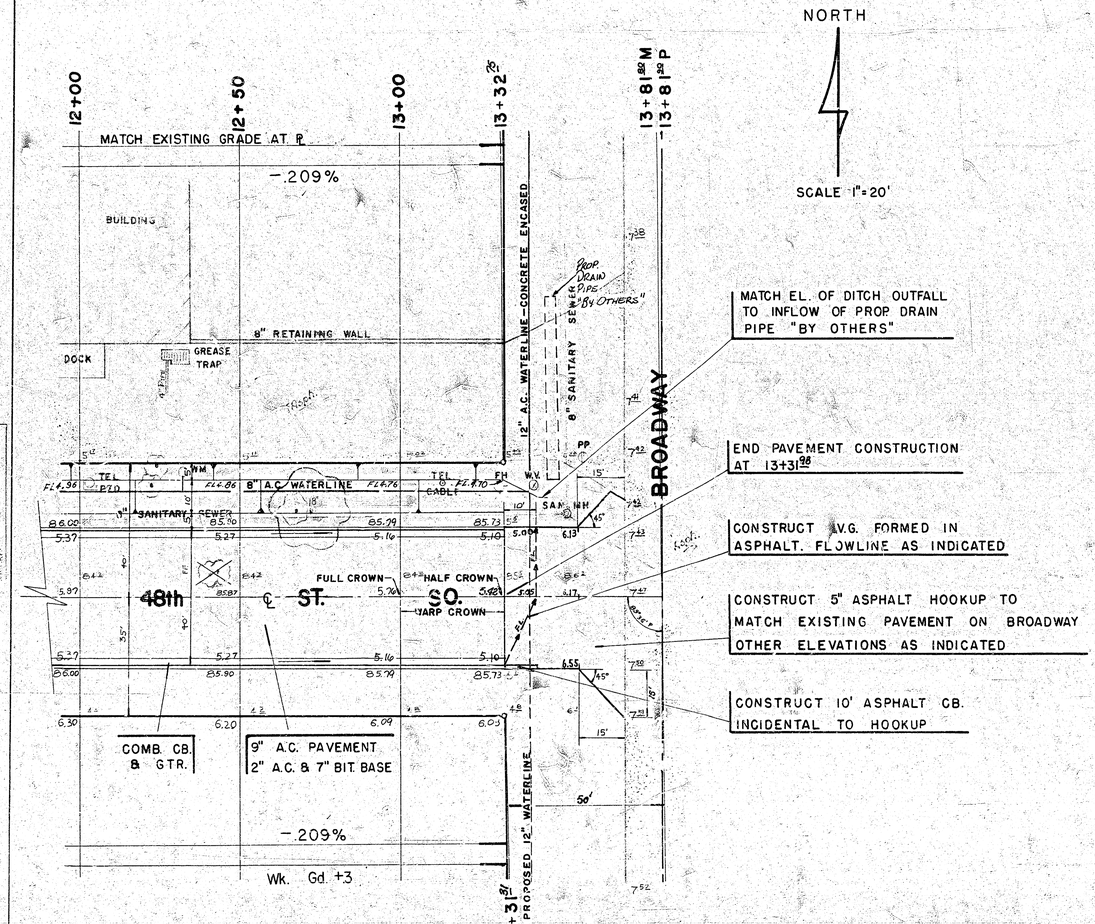

REINF. STEEL PATTERN FOR
10' RADIUS COMMERCIAL OR
INDUSTRIAL DRIVE

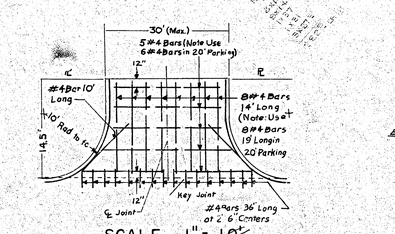

SCALE 1" = 10'

DETAIL OF GRADING PROPOSED
DITCH & NORTH PARKING, FROM 6+00 TO 13+32.35

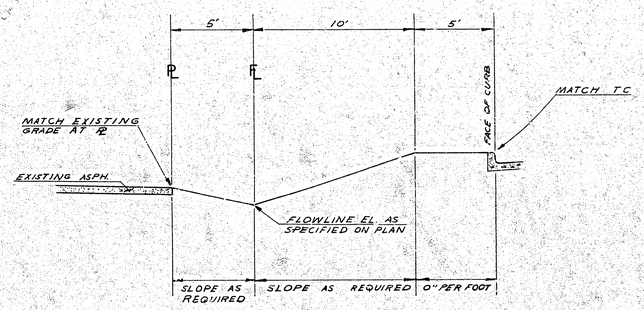

SCALE 1/4" = 1'