

3-29-93

DRAINAGE PLAN

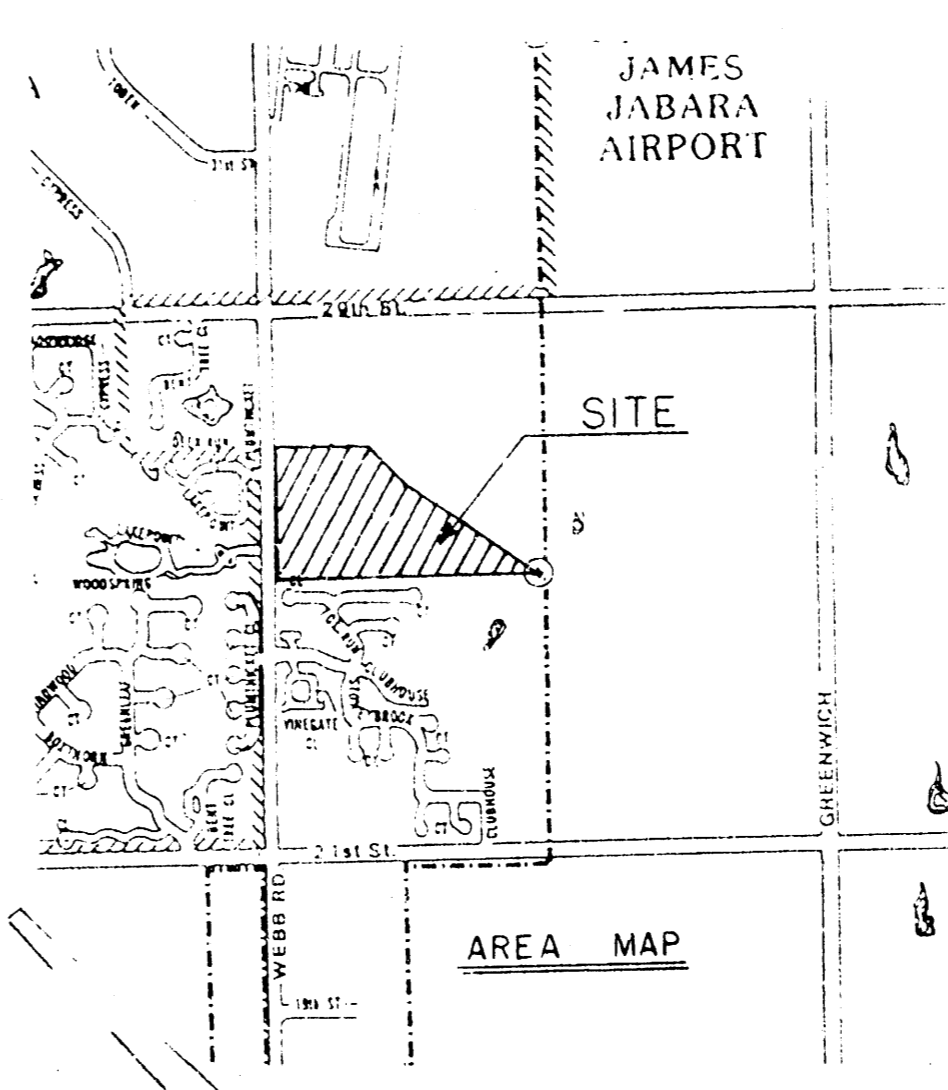
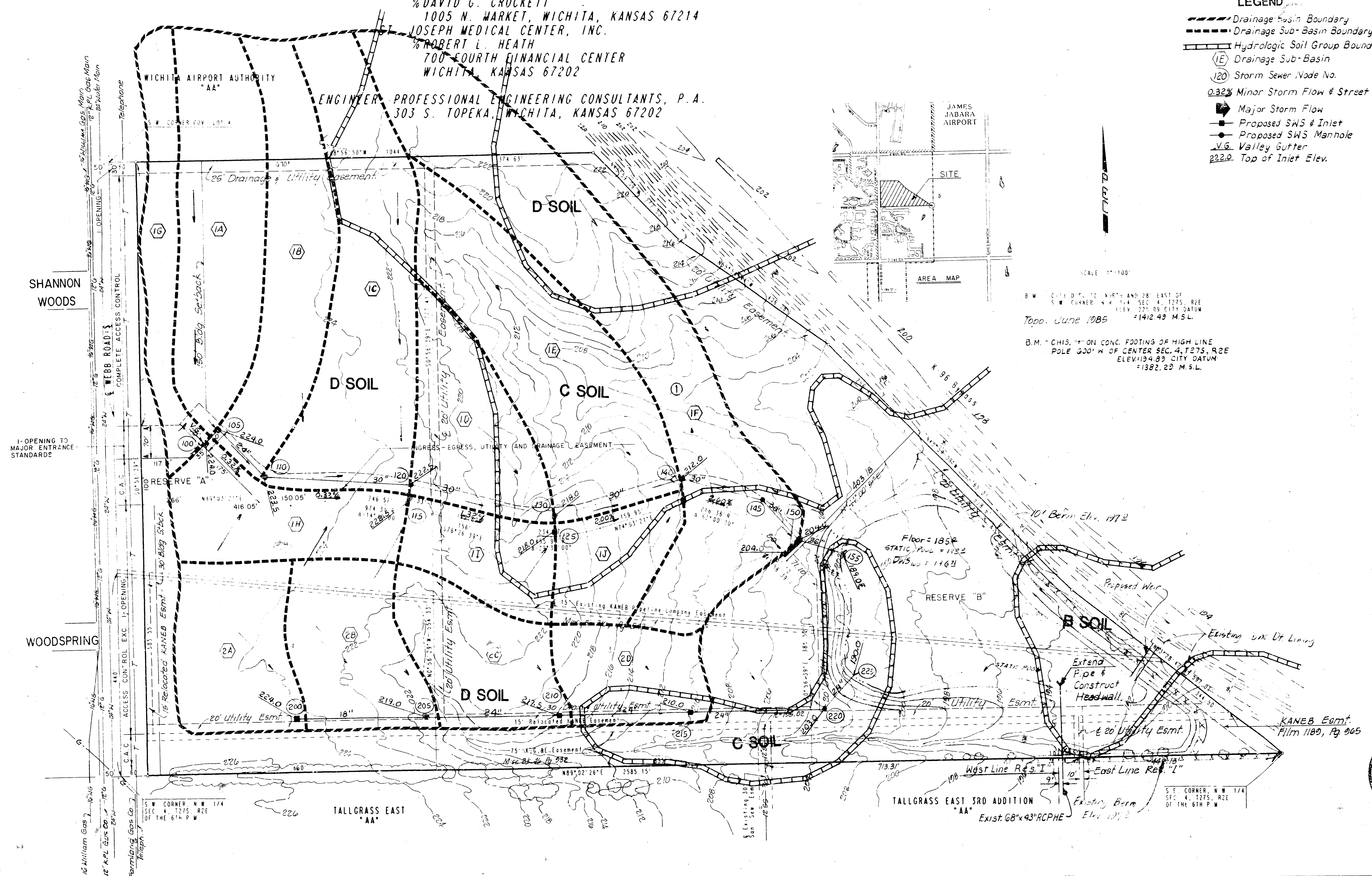
KANSAS SURGERY AND RECOVERY CENTER ADDITION

OWNERS: KANSAS SURGERY AND RECOVERY CENTER, L.P.
 % DAVID G. CROCKETT
 1005 N. MARKET, WICHITA, KANSAS 67214
 JOSEPH MEDICAL CENTER, INC.
 % ROBERT L. HEATH
 700 FOURTH FINANCIAL CENTER
 WICHITA, KANSAS 67202

ENGINEER: PROFESSIONAL ENGINEERING CONSULTANTS, P.A.
 303 S. TOPEKA, WICHITA, KANSAS 67202


LEGEND

- Drainage Basin Boundary
- Drainage Sub-Basin Boundary
- Hydrologic Soil Group Boundary
- Drainage Sub-Basin
- Storm Sewer Node No.
- 0.32% Minor Storm Flow & Street Grade
- Major Storm Flow
- Proposed SWS & Inlet
- Proposed SWS Manhole
- Valley Gutter
- 222.0 Top of Inlet Elev.



SCALE 1"=100'

B.M. CHIS. 1" ON CONC. FOOTINGS OF HIGH LINE
 POLE 300' W OF CENTER SEC. 4, T27S, R2E
 ELEV. 1412.49 CITY DATUM
 = 1382.23 M.S.L.



6/4/93
 229