FEDERAL RHODES NO.	STATE	PROJECT NO.	YEAR	SHEET NO.	TOTAL SHEETS
7	KANSAS	54-87-5942(2)	1980	8	32

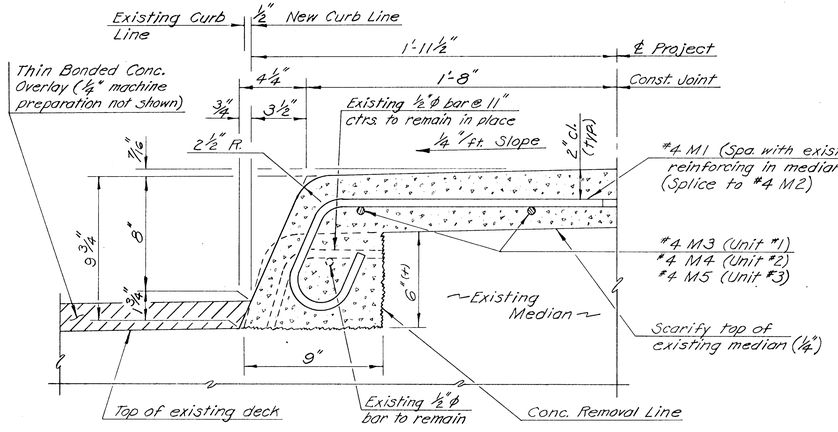

HALF SECTION THRU MEDIAN
SHOWING NEW CONSTRUCTION

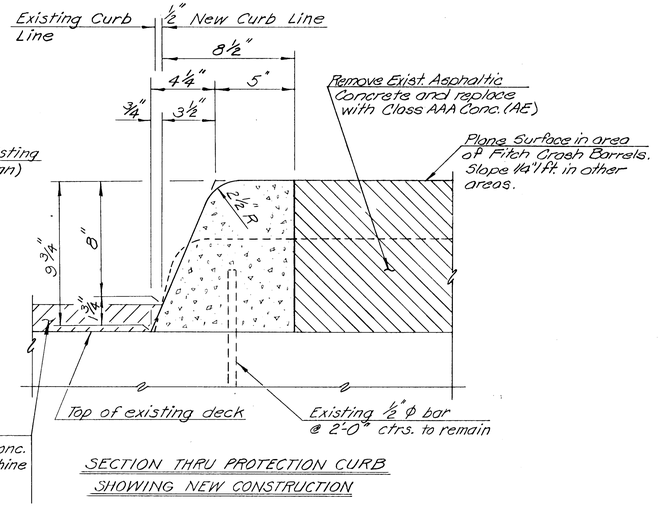

SECTION THRU PROTECTION CURB
SHOWING NEW CONSTRUCTION

GENERAL NOTES

CONCRETE: Class AAA Conc. (AE) shall be used for median and protection curb re-construction.

Note: Labor & equipment required for removal of existing concrete in median and removal of existing protection curbs shall be subsidiary to Class AAA Conc. (AE).

Note: All old concrete surfaces upon which new concrete is to be placed shall be painted with epoxy adhesive. See Special Provisions.

Note: Clean, straighten and extend existing reinforcing steel into new construction. Any deteriorated reinforcing or reinforcing that is damaged during concrete removal shall be replaced.

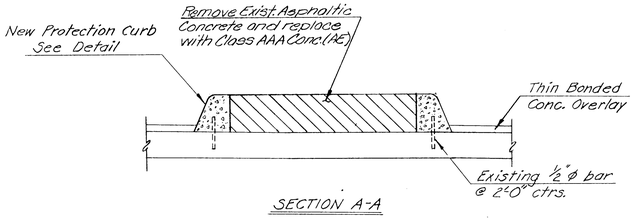

SECTION A-A

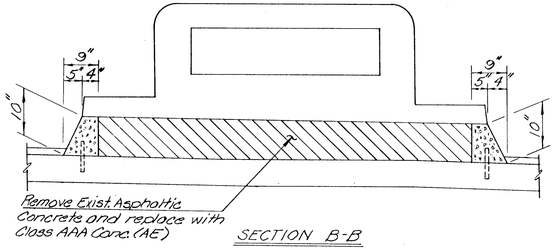

SECTION B-B

Contractor shall remove and replace the Fitch Crash Barrels to their existing positions. This work shall be subsidiary to Class AAA Conc. (AE).

SUMMARY OF QUANTITIES	
Class AAA Conc. (AE)	52.6 Cu. Yds.
Reinforcing Steel	4,880 Lbs.

CURVE DATA

Δ = 3°30' Lt. L = 8.25'
R = 135.00' P.I. Sta. 105+06.62
T = 4.12'

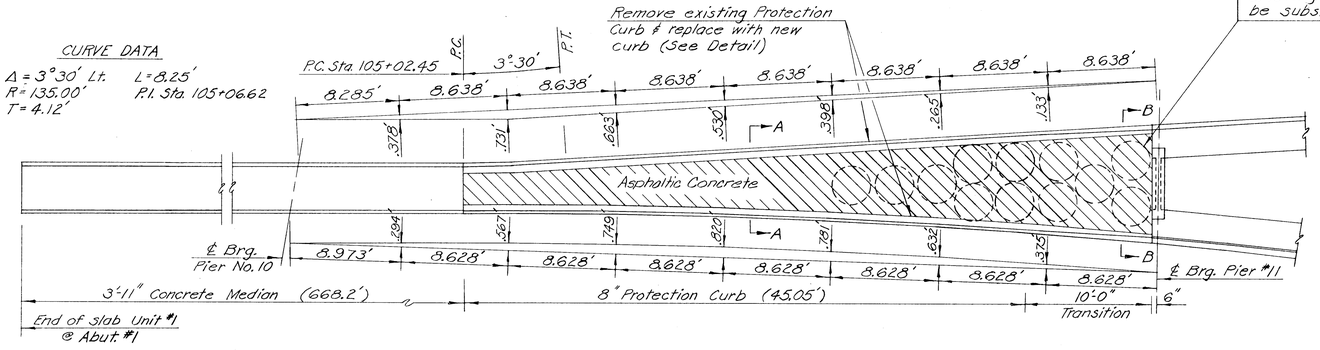

PLAN OF MEDIAN AND PROTECTION CURBS

Note: Chord offsets shown are dimensioned to existing curb line.

BILL OF REINFORCING STEEL							
Straight Bars				Bent Bars			
Mark	No.	Size	Length	Mark	No.	Size	Length
M3	16	#4	37'-3"	M1	720	#4	2'-7"
M4	52	#4	36'-0"	M2	720	#4	3'-9"
M5	8	#4	34'-6"				

Bending Diagram
(Dim. are out to out)

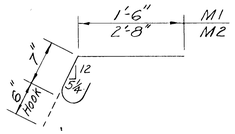

NO.	DATE	REVISIONS	BY	APP'D
3				
2				
1				

KANSAS DEPARTMENT OF TRANSPORTATION
Br. No. 54-87-25.80 Bridge Repair

RAISED MEDIAN DETAILS

Proj. No. 54-87-5942(2) Sedgwick Co.

SHEET NO. 8 OF 32	SCALE		APP'D		
DESIGNED RAM	DETAILED RAM	QUANTITIES RGB	TRACED		
DESIGN CK. SGB	DETAIL CK. SGB	QUAN. CK. RAM	TRACE CK.		