PUB. ROAD DIV. NO.	STATE	PROJECT NO.	FISCAL YEAR	SHEET NO.	TOTAL SHEETS
5	KANSAS	*	1970	102	229

*35W-87 I 35W-1(33)46

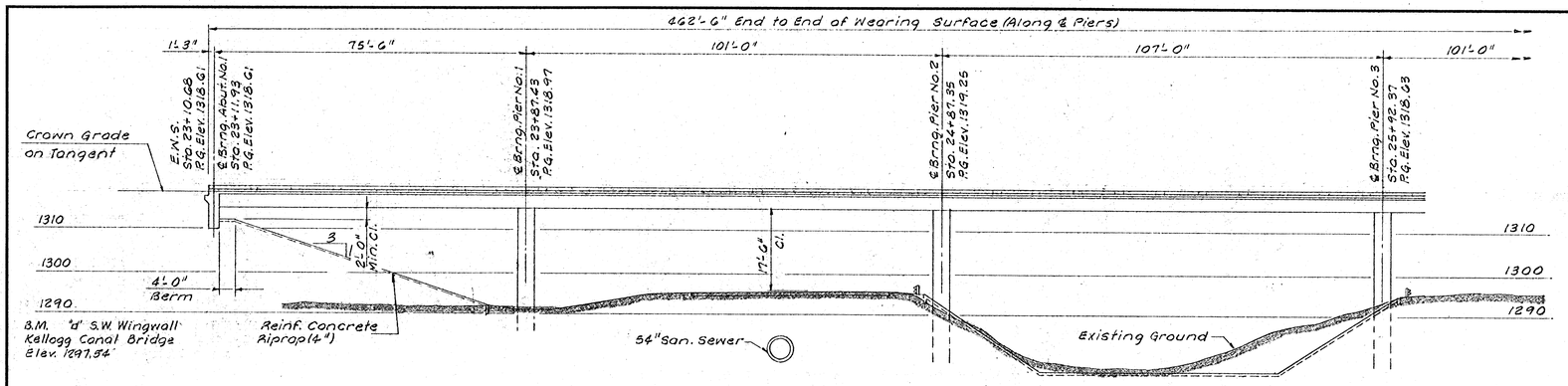

ELEVATION

Shown Parallel to ℄ Piers Ramp ES
75.5'-101.0'-107.0'-101.0'-75.5'
Continuous Reinforced Concrete Box Girder Spans, 30'-0" Roadway, Pile Bent Abutments, Pedestal Type Piers

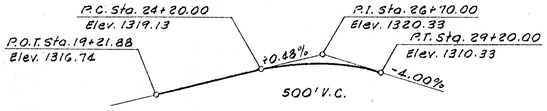

PROFILE RAMP ES

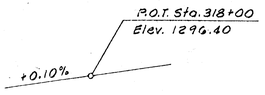

PROFILE I35W

RAMP ES CURVE DATA (ARC DEF.)

Δ = 147°17'17"
Dc = 12° 0'
Rc = 477.46
Lc = 1227.40

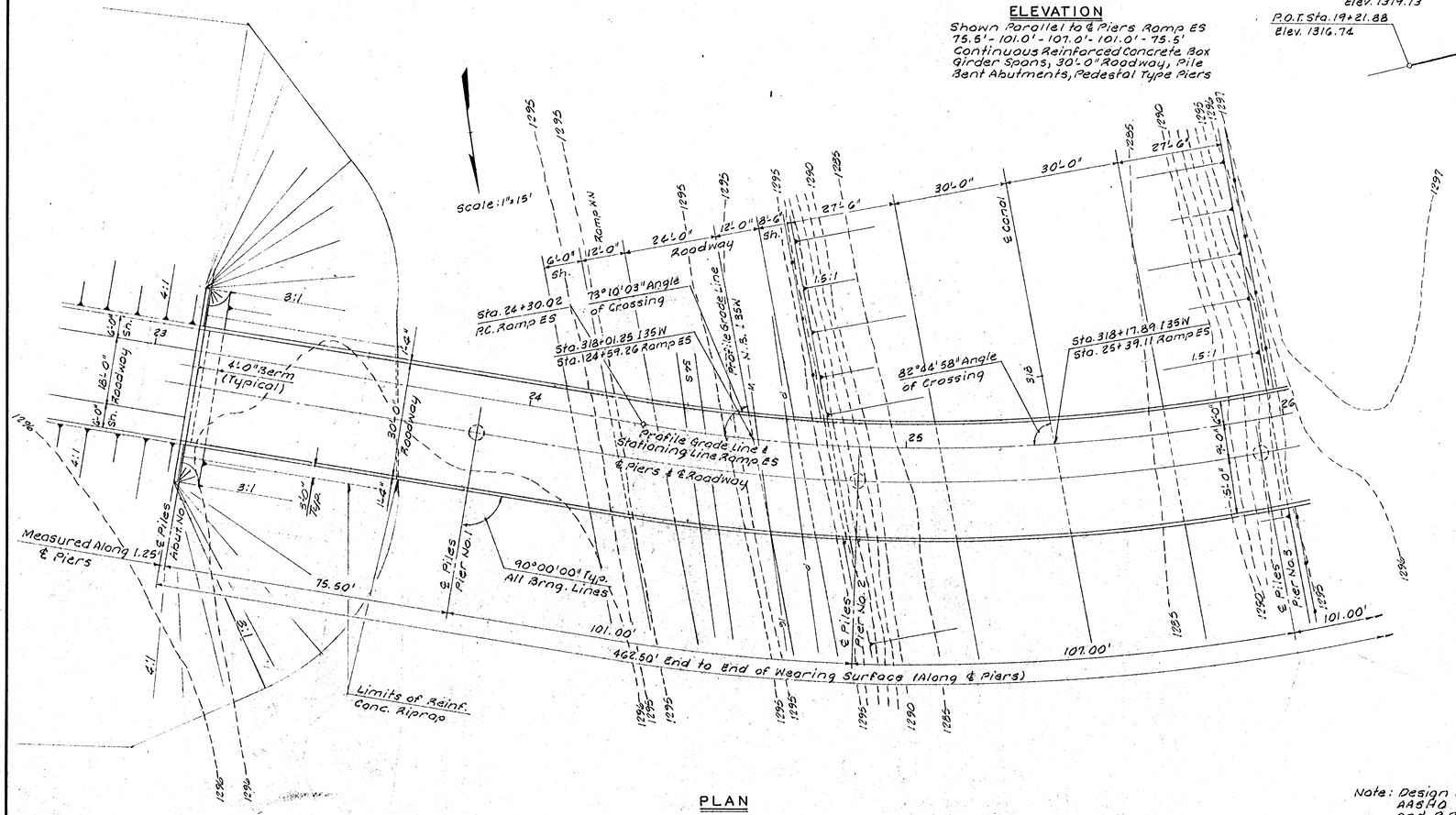

PLAN

Note: Design Loading HS 20-44
AASHO Specs. 1969 Edition
and P.P.M. 20-4

NO.	DATE	REVISIONS	BY	APP'D
3				
2				
1				

STATE HIGHWAY COMMISSION OF KANSAS
BR. NO. 35W-87-14.56 STA. 25+38.75

CONSTRUCTION LAYOUT
RAMP ES OVER I 35W

PROJ. NO. 35W-87 I 35W-1(33)46 SEDGWICK CO.

WILSON & COMPANY
ENGINEERS & ARCHITECTS
SALINA, KANSAS

DESIGNED J.L.M. TRACED J.F.B. CHECKED

DEC 27 1971 G2-1003