STATE	PROJECT NO.	YEAR	SHEET NO.	TOTAL SHEETS
KANSAS	54-87 K-6657-01	2002	292	1122

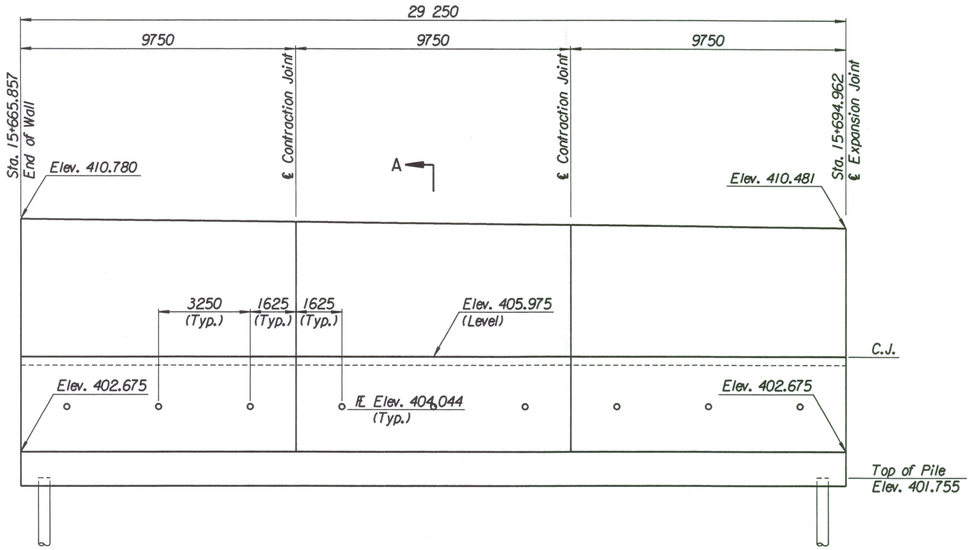

ELEVATION

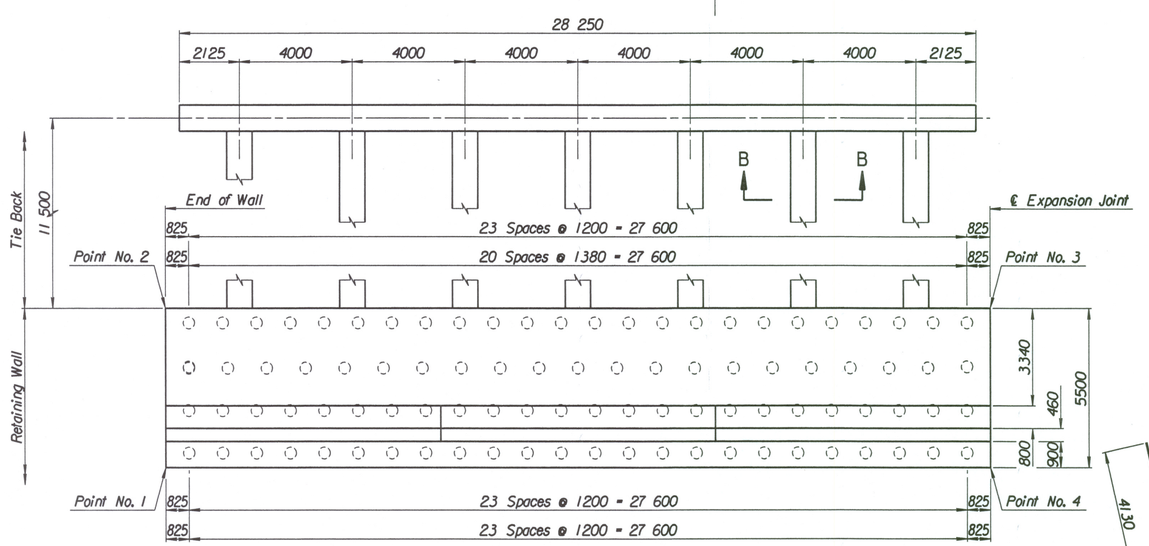

PLAN

TIE BACK REINFORCING STEEL							
Straight Bars				Bent Bars			
Mark	Size	Number	Length	Mark	Size	Number	Length
A3-16	#25	36	15 040	A3-13	#13	259	2740
				A3-14	#29	84	12 000
				A3-15	#13	94	5700

TIE BACK QUANTITIES		
Item	Quantity	Unit
Concrete (Grade 30)(AE)	96.6	m^3
Reinforcing Steel (Grade 420)	8490	kg

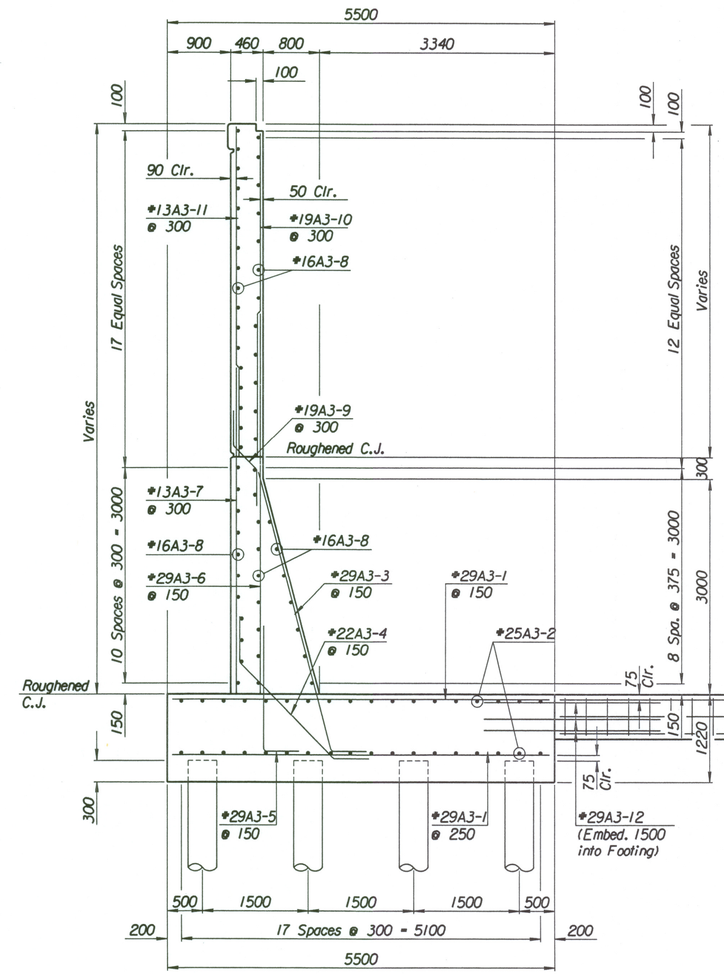

SECTION A-A

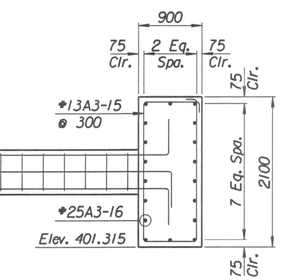

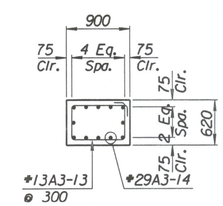

SECTION B-B

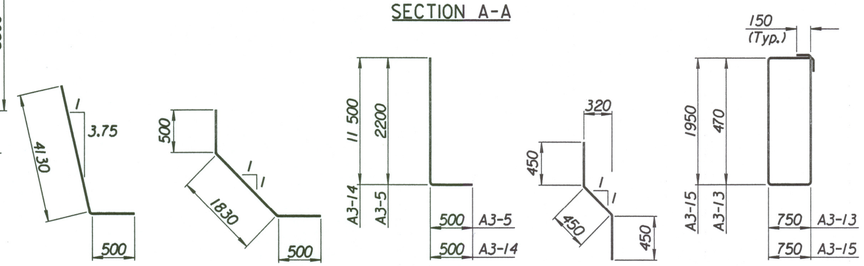

BENDING DIAGRAMS

All dimensions are out to out of bars.

LAYOUT INFORMATION				
Point No.	North Coordinate	East Coordinate	Station	Offset
1	511377.477	491669.482	15+665.857	19.395 Rt.
2	511382.865	491668.379	15+665.857	13.895 Rt.
3	511388.840	491696.976	15+694.962	13.895 Rt.
4	511383.461	491698.122	15+694.962	19.395 Rt.

REINFORCING STEEL							
Straight Bars				Bent Bars			
Mark	Size	Number	Length	Mark	Size	Number	Length
A3-1	#29	312	5420	A3-3	#29	195	4630
A3-2	#25	72	15 540	A3-4	#22	195	2830
				A3-5	#29	195	2700
A3-6	#29	195	5450				
A3-7	#13	99	4210	A3-9	#19	99	1350
A3-8	#16	168	9650				
A3-10	#19	99	4350				
A3-11	#13	99	4450				
A3-12	#29	84	4000				

WALL QUANTITIES		
Item	Quantity	Unit
Pressure Grouted Pile (406 mm)	1116.0	m
Concrete (Grade 30)(AE)	338.1	m^3
Reinforcing Steel (Grade 420)	33 620	kg
Class III Excavation	271.0	m^3

No.	Revisions	By	Date
1			

CITY OF WICHITA

MAIZE SOUTHEAST WALL

STA. 15+665.857 TO STA. 15+694.962

SEDGWICK COUNTY

Professional Engineering Consultants, P.A.
303 S. TOPEKA • WICHITA, KANSAS 67202
316-262-2691 • FAX 316-262-3003

Designed by	P.D.F.	Checked by	R.A.S.	
Drawn by	W.L.L.	Date	Apr. 2002	Job No. 97362

Drawn by: wll
Plotted by: drp 3-25-2002
i:/1997/97362/001/bridge/maizerd/SEwall-1