


| | | | | |
|--------|-----------------|------|-----------|--------------|
| STATE | PROJECT NO. | YEAR | SHEET NO. | TOTAL SHEETS |
| KANSAS | 54-87 K-6657-01 | 2002 | 474 | 1122 |

**BILL OF REINFORCING STEEL
Grade 420**


| Straight Bars | | | | Bent Bars | | | |
|---------------|------|--------|--------|-----------|------|--------|--------|
| Mark | Size | Number | Length | Mark | Size | Number | Length |
| PI-1 | 36 | 34 | 5900 | PF1 | 29 | 48 | 4660 |
| | | | | PF2 | 29 | 38 | 5660 |
| PI-4 | 16 | 20 | Varies | PF3 | 36 | 68 | 4110 |
| PI-10 | 16 | 28 | Varies | PI-2 | 16 | 12 | 4120 |
| PI-11 | 19 | 4 | 8780 | PI-3 | 13 | 96 | 1140 |
| P2-1 | 36 | 34 | 6080 | PI-5 | 16 | 28 | 1660 |
| | | | | PI-6 | 16 | 52 | Varies |
| P2-4 | 16 | 20 | Varies | PI-7 | 16 | 52 | 4900 |
| | | | | PI-8 | 16 | 36 | Varies |
| P2-10 | 16 | 28 | Varies | PI-9 | 16 | 36 | 2800 |
| P2-11 | 19 | 4 | 8780 | | | | |
| | | | | PI-12 | 16 | 9 | 2100 |
| | | | | PI-13 | 36 | 9 | 9740 |
| | | | | PI-14 | 36 | 5 | 9590 |
| | | | | P2-2 | 16 | 12 | 4120 |
| | | | | P2-3 | 13 | 96 | 1140 |
| | | | | P2-5 | 16 | 28 | 1660 |
| | | | | P2-6 | 16 | 52 | Varies |
| | | | | P2-7 | 16 | 52 | 4900 |
| | | | | P2-8 | 16 | 36 | Varies |
| | | | | P2-9 | 16 | 36 | 2800 |
| | | | | P2-12 | 16 | 9 | 2100 |
| | | | | P2-13 | 36 | 14 | 9740 |
| | | | | GP1 | 13 | 36 | 1300 |
| | | | | GP2 | 13 | 20 | 2200 |

Pier No. 1 (Non-Epoxy)
Substructure


Pier No. 2 (Non-Epoxy)
Substructure



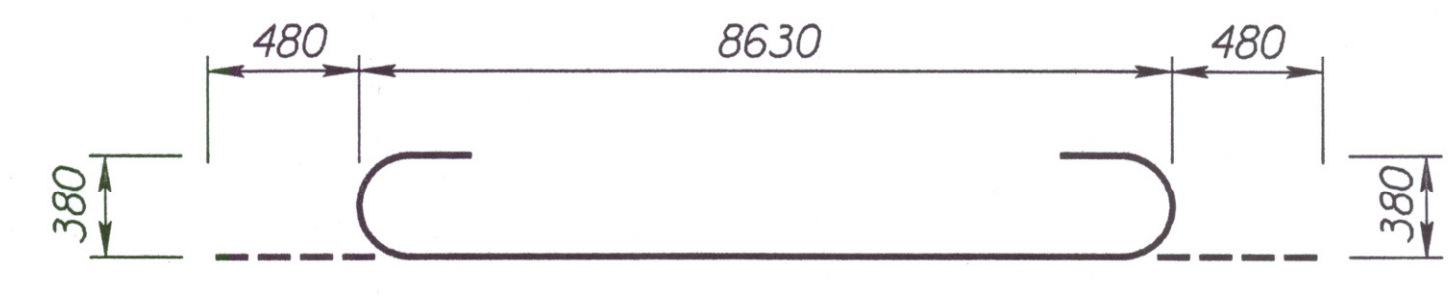
PF1



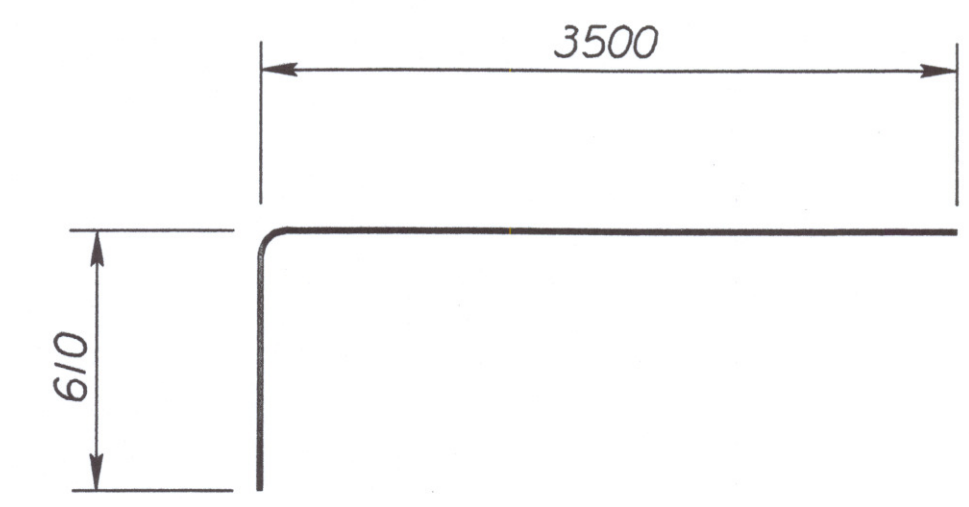
PF2



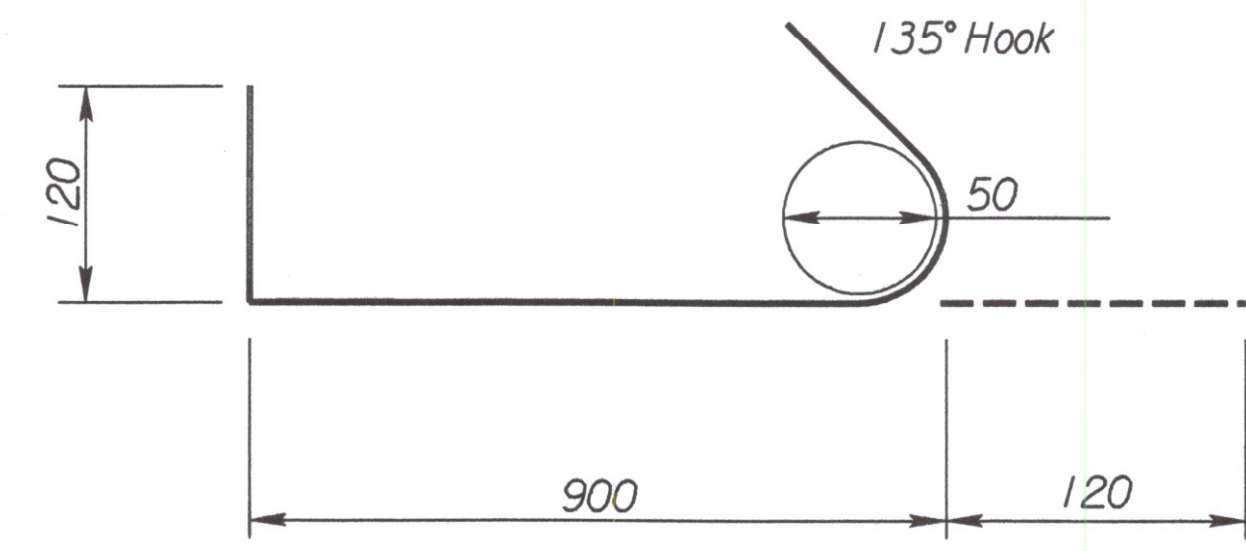
PI-13, P2-13




PI-14




PF3




PI-3, P2-3




PI-8



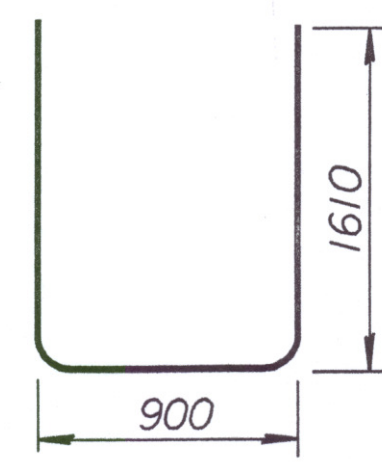
PI-6



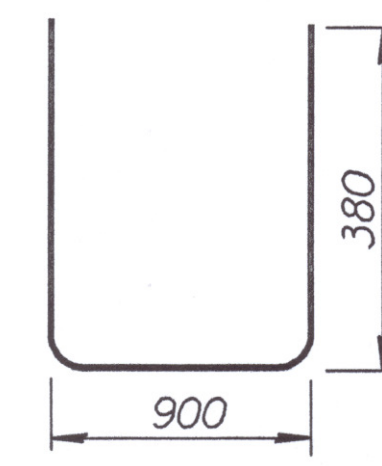
P2-8



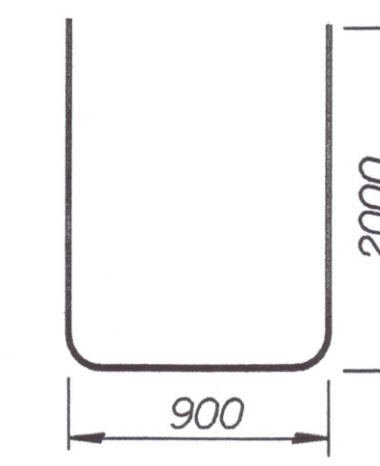
P2-6



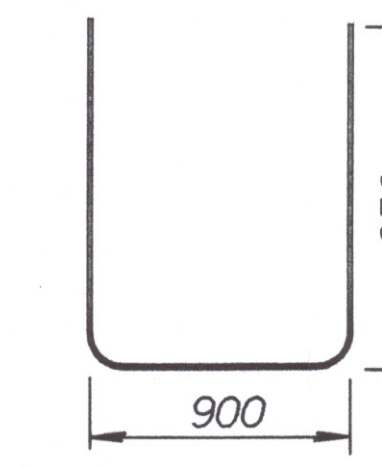
PI-2, P2-2



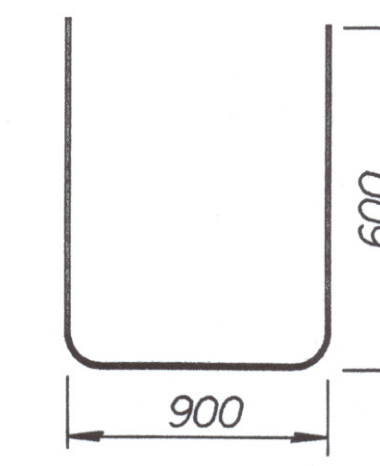
PI-5, P2-5



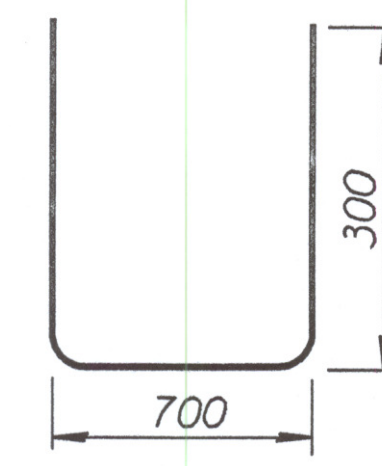
PI-7, P2-7



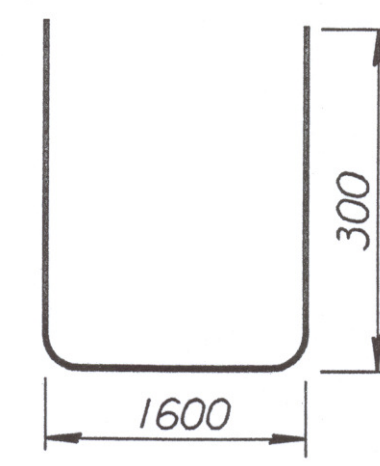
PI-9, P2-9



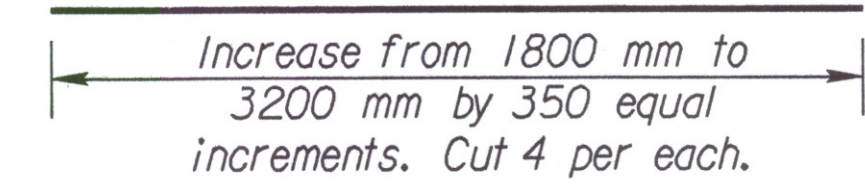
PI-12, P2-12



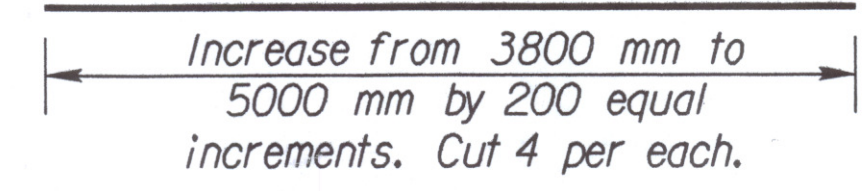
GP1



GP2



PI-4, P2-4



PI-10, P2-10

BENDING DIAGRAMS
(All Dimensions are out to out of bars.)

Plotted By : svb
Plot File : i:\1997\97362\001\bridge\maizerd\pierrein\WB
Plot Date : 3-25-02
Std. Base File : /usr7/sihslab/br601.bst.dgn
Server File : /usr2/
View= PLOT4
Server : witch

| | | | | |
|-----|------|-----------|----|-------|
| 2 | | | | |
| 1 | | | | |
| NO. | DATE | REVISIONS | BY | APP'D |

CITY OF WICHITA
Br. No. 54-87-19.05(489) W.B. Sta. 15+612.397
BILL OF REINFORCING STEEL
AND
BENDING DIAGRAMS
Sedgwick County

| | | | |
|------------|-----|------------|-----------|
| SHEET NO. | OF | SCALE | APP'D |
| DESIGNED | DRT | DETAILED | DRT |
| DESIGN CK. | SMS | DETAIL CK. | QUAN. CK. |

| | |
|----------|-----|
| CADD | GFK |
| CADD CK. | |