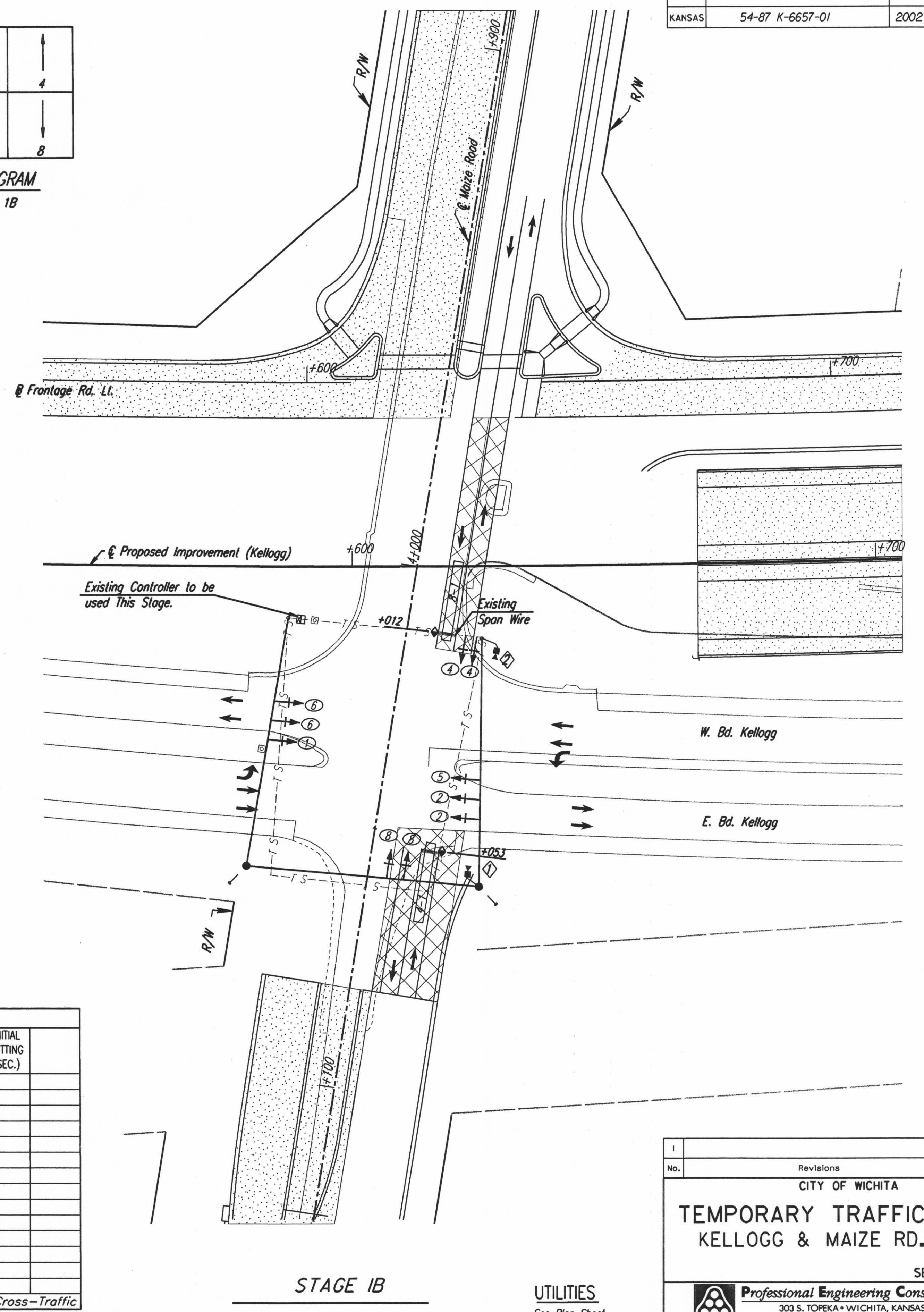
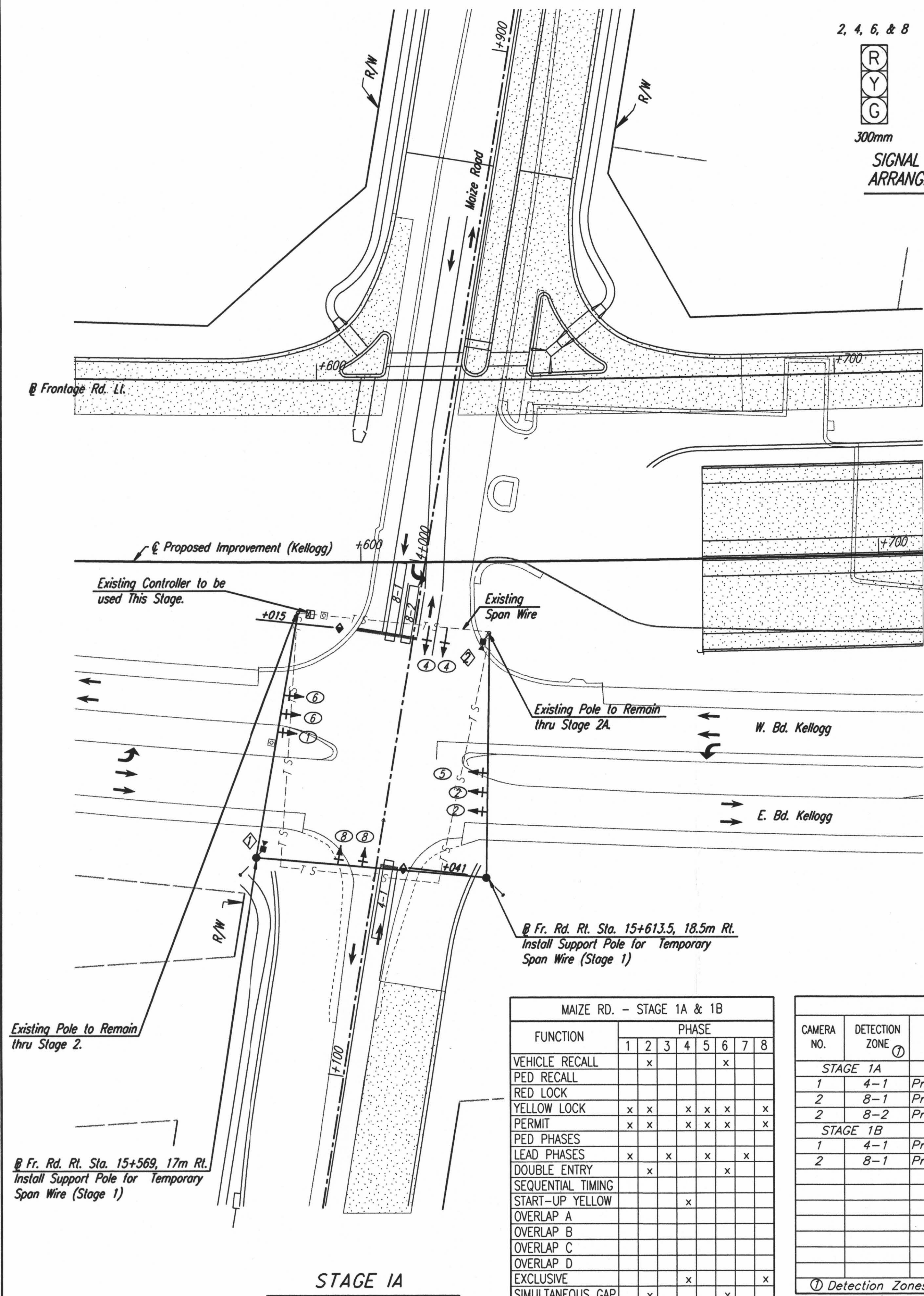
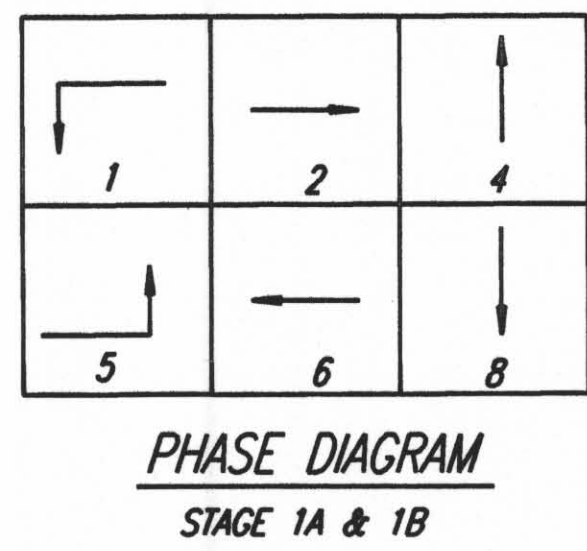
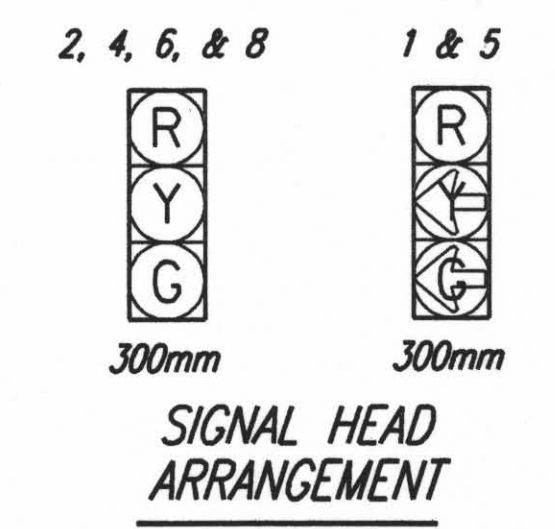


DATE	
BY	
REFERENCES NOTED	
REFERENCES CHECKED	



MAIZE RD. - STAGE 1A & 1B

FUNCTION	PHASE							
	1	2	3	4	5	6	7	8
VEHICLE RECALL		x						x
PED RECALL								
RED LOCK								
YELLOW LOCK	x	x		x	x	x	x	x
PERMIT	x	x		x	x	x	x	x
PED PHASES								
LEAD PHASES	x		x		x		x	
DOUBLE ENTRY		x					x	
SEQUENTIAL TIMING								
START-UP YELLOW					x			
OVERLAP A								
OVERLAP B								
OVERLAP C								
OVERLAP D								
EXCLUSIVE					x			x
SIMULTANEOUS GAP	x						x	

Note: #4 and #8 shall Not Run Concurrently

DETECTOR SUMMARY - STAGE 1A and 1B

CAMERA NO.	DETECTION ZONE	MODE	SIZE (LxW)	PHASE CALLED	PHASE EXTENDED	DELAY/STRETCH TIMER	INITIAL SETTING (SEC.)
<b>STAGE 1A</b>							
1	4-1	Presence	15x1.8	4	4		
2	8-1	Presence	15x1.8	8	8		
2	8-2	Presence	9x1.8	8	8		
<b>STAGE 1B</b>							
1	4-1	Presence	15x1.8	4	4		
2	8-1	Presence	15x1.8	8	8		

① Detection Zones shall be adjusted to avoid detecting Cross-Traffic

Note: Existing Detector Loops on Kellogg shall Remain in use during Stages 1A & 1B.

DSNR: RPG OPER: JCP SCALE: 1:500  
 I:\1997\97362\SIGNALS\TEMPMAIZE.DGN 2-22-2002 15:08:58 LAST REV: 4-15-2002 BY: svb

No.	Revisions	By	Date

CITY OF WICHITA

**TEMPORARY TRAFFIC SIGNAL**  
KELLOGG & MAIZE RD. STAGE I

SEDGWICK COUNTY

**Professional Engineering Consultants, P.A.**  
303 S. TOPEKA • WICHITA, KANSAS 67202  
316-262-2691 • FAX 316-262-3003

Designed by: RPG      Checked by: BER  
 Drawn by: JSB      Date: April, 2002      Job No. 97362