FHWA REGION NO.	STATE	PROJECT NO.	YEAR	SHEET NO.	TOTAL SHEETS
7	KANSAS		1978	56	143

PROJ. NO. (BC) 96-87 K-044-1(28) PTS. I & II

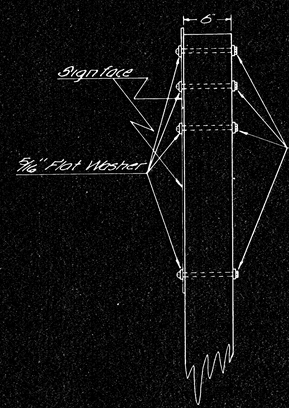

Typical Mounting For Signs on Front Side of 4"x6" Wood Post

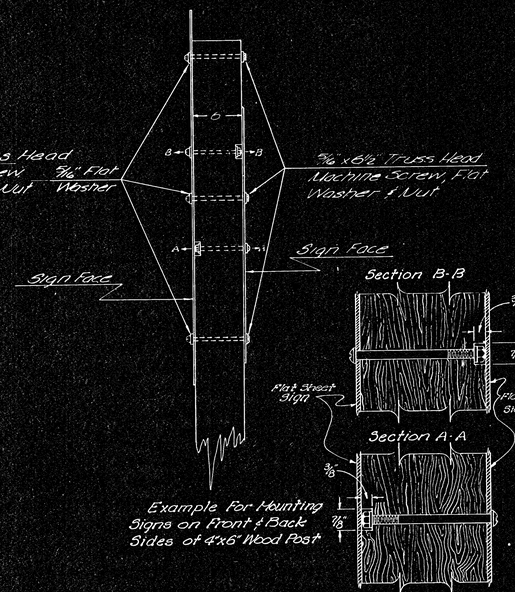

Example For Mounting Signs on Front & Back Sides of 4"x6" Wood Post

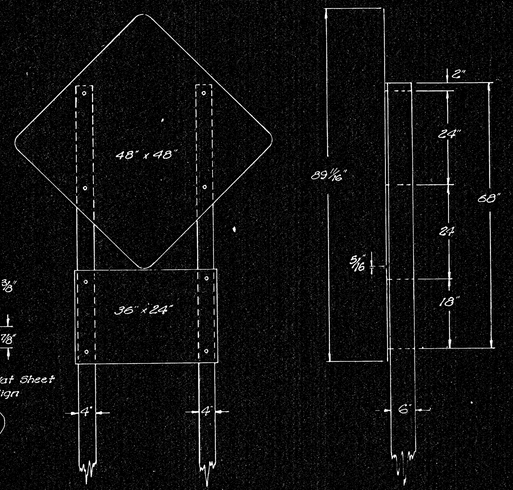

Typical Mounting of 48"x48" & 36"x24" Flat Sheet Signs

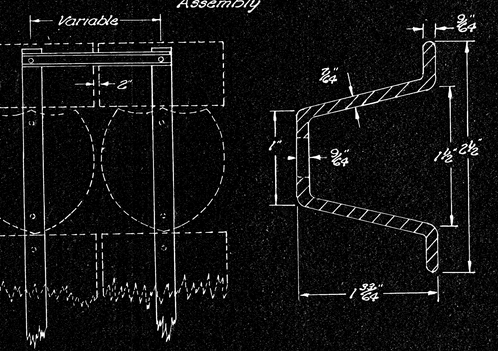

NOTE:
Length of Flanged Channel Post
30" For 2-24"x24" Sign Combinations.
33" For a 24"x24" & 30"x24" Sign Combinations.
36" For 2-30"x24" Sign Combinations.
36" For a 36"x36" & 24"x24" Sign Combinations

Attachment of 2.00 lb. Flanged Channel Post to 2-Post Route Marker Assembly

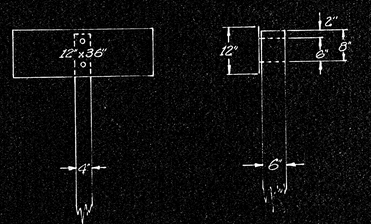

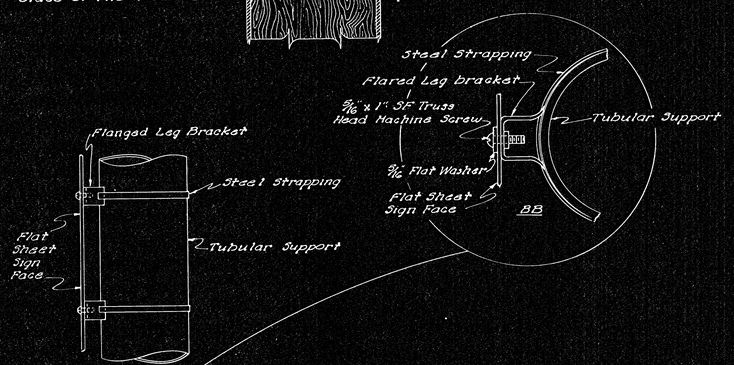

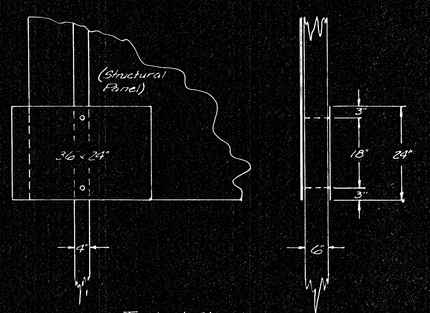

Typical Standard Mounting 25.9 on top of Structural Panel Sign

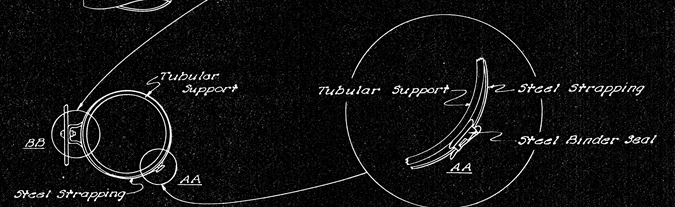

Details Of Steel Strapping For Use in mounting Singular Flat Sheet Signs

NOTE:
Additional mounting holes required in flat aluminum signs shall be drilled by the contractor.
All mounting holes in the wood posts shall be drilled prior to treating.
All bolts and nuts for fastening the flat sheet signs to the wood post shall comply with section 1006.14(b) and washers shall comply with section 1006.14(c) and (f) of the Standard Specifications for Road and Bridge Construction (1973 Edition).
All mounting holes in the wood sign posts are to be 3/8" in diameter.

NO.	DATE	REVISIONS	BY	APP'D
3				
2				
1				

KANSAS DEPARTMENT OF TRANSPORTATION

Mounting Details For Flat Sheet Signs On Wood Posts And Tubular Support or Wood Power Pole

SHEET NO 56 OF 143	SCALE Var.	APP'D	
DESIGNED H.H.	DETAILED H.H.	QUANTITIES	TRACED
DESIGN CK. W	DETAIL CK. W	SNAL. CK.	TRACE CK.