FEDERAL REGION NO.	STATE	PROJECT NO.	YEAR	SHEET NO.	TOTAL SHEETS
7	KANSAS		1978	64	143

PROJ. NO. (BC) 96-87 K-044-1(28) PTS. I & II

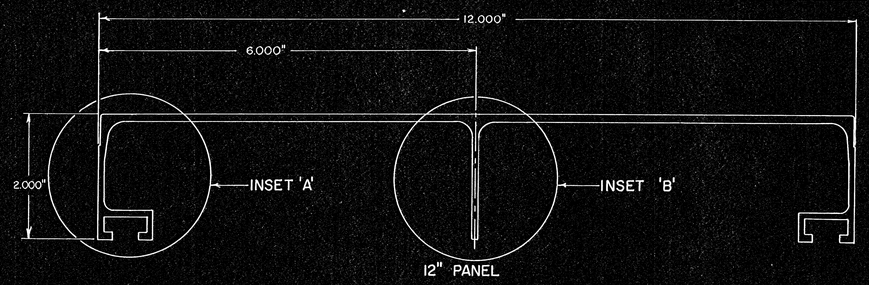

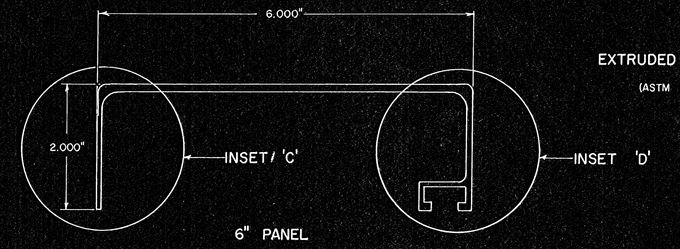

EXTRUDED SIGN PANEL WIDTHS
ALUMINUM
(ASTM B221, ALLOY 6063-T6)

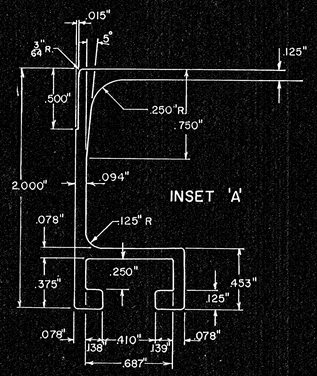

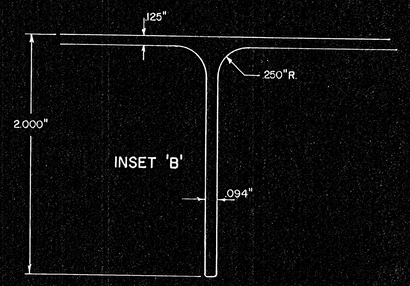

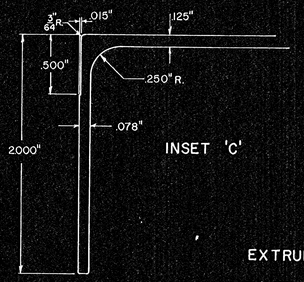

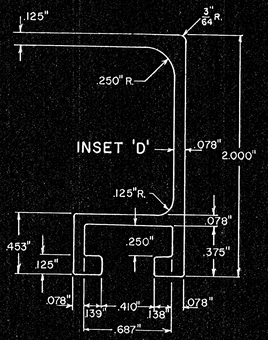

EXTRUDED STIFFENERS
ALUMINUM
(ASTM B221, ALLOY 6063-T6)

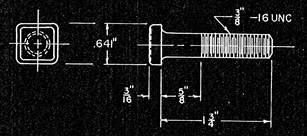

POST CLIP BOLT
ALUMINUM
(ASTM B211, Alloy 2024-T4(C) or 6061-T6)

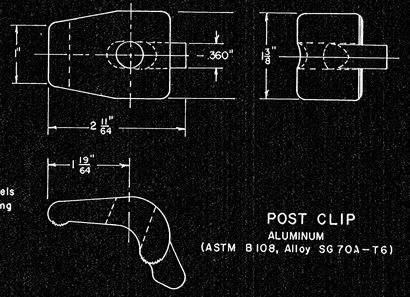

POST CLIP
ALUMINUM
(ASTM B108, Alloy SG 70A-T6)

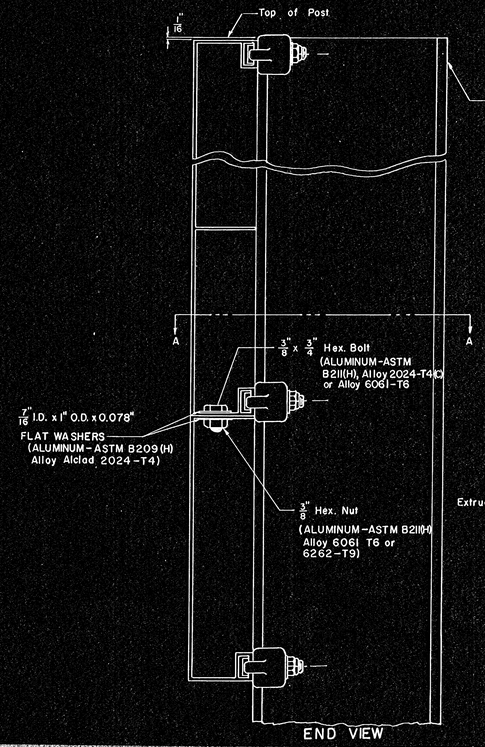

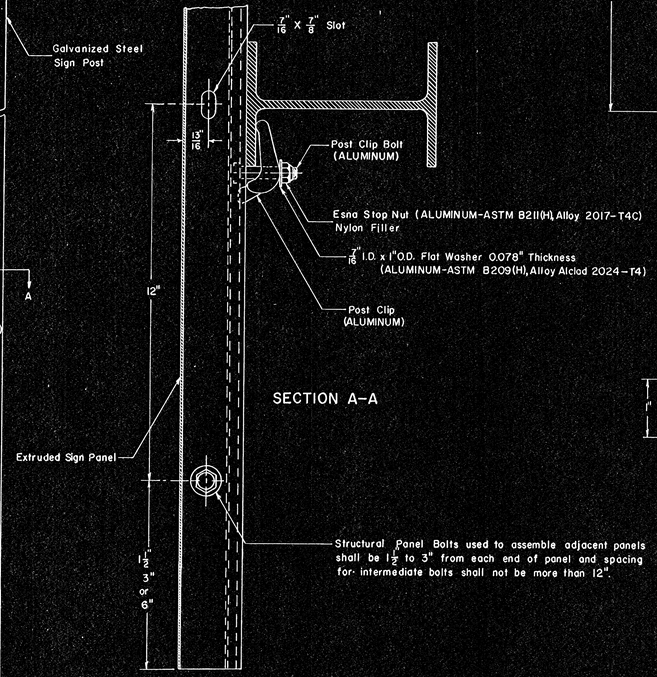

SECTION A-A

NOTES: EXTRUDED PANEL TOLERANCE

1. Gap between two adjacent panels shall not exceed $\frac{1}{16}$ inch.
2. Allowable lateral bow in panel shall not exceed $\pm \frac{1}{8}$ inch.
3. Length of panel shall not exceed $\pm \frac{1}{8}$ inch from specified length.
4. All inside and outside corners are to be .031 inch radius unless otherwise specified.

EXTRUDED PANEL WIDTH ASSEMBLY

1. For extruded panel signs with an overall height in even feet, use only the (12) inch wide panel.
2. For extruded panel signs with an overall height in intervals of (6) inches, use the (6) inch wide panel at the top or bottom of the sign. All other panels are to be the (12) inch wide panel.

NO.	DATE	REVISIONS	BY	APP'D
3				
2				
1				

DEPARTMENT OF TRANSPORTATION — KANSAS

FABRICATION & ASSEMBLY DETAILS FOR EXTRUDED SIGN PANEL

SHEET NO. 64 OF 143	SCALE: VAR.	APP'D	
DESIGNED AFT	DETAILED LE	QUANTITIES	TRACED LE
DESIGN CK.	DETAIL CK. AFT	QUAN. CK.	TRACE CK. AFT