FHWA REGION NO.	STATE	PROJECT NO.	YEAR	SHEET NO.	TOTAL SHEETS
7	KANSAS		1978	113	143

PROJ. NO. (BC) 96-87K-044-1(28) PARTS I & II

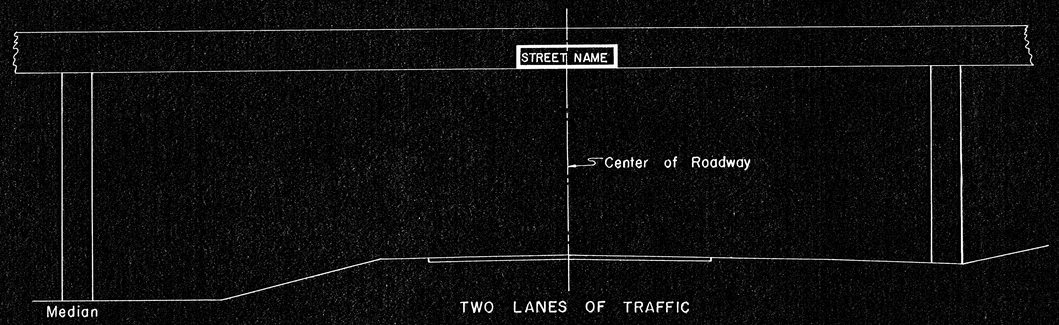

NOTE:

The 2" × 2 5/16" × 3/16" aluminum "Z" bar shall be fastened to the face of the bridge girder with preset threaded inserts. The anchor bolt to be 3/8" diameter.

D3 sign blanks to be 0.080" thick sheet aluminum of the width and height as shown and shall be fastened to the "Z" bar with 3/16" diameter aluminum front entry rivets.

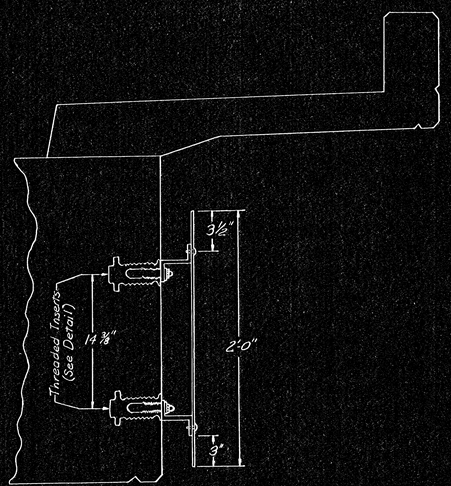

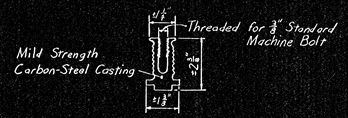

DETAIL OF THREADED INSERT



DETAIL OF ANCHORAGE FOR STREET NAME SIGN

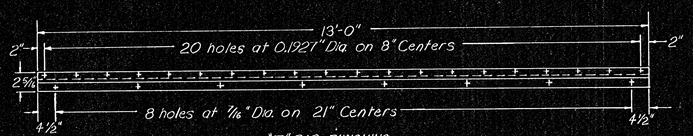

"Z" BAR PUNCHING
(Two Each Required)

NO.	DATE	REVISIONS	BY	APP'D
3				
2				
1				

KANSAS DEPARTMENT OF TRANSPORTATION

MOUNTING DETAILS FOR D3 ON MERIDIAN AVE. BRIDGE

SHEET NO. 113 OF 143	SCALE	APP'D	
DESIGNED	DETAILED DDG	QUANTITIES	TRACED DDG
DESIGN CK.	DETAIL CK.	QUAN. CK.	TRACE CK.