
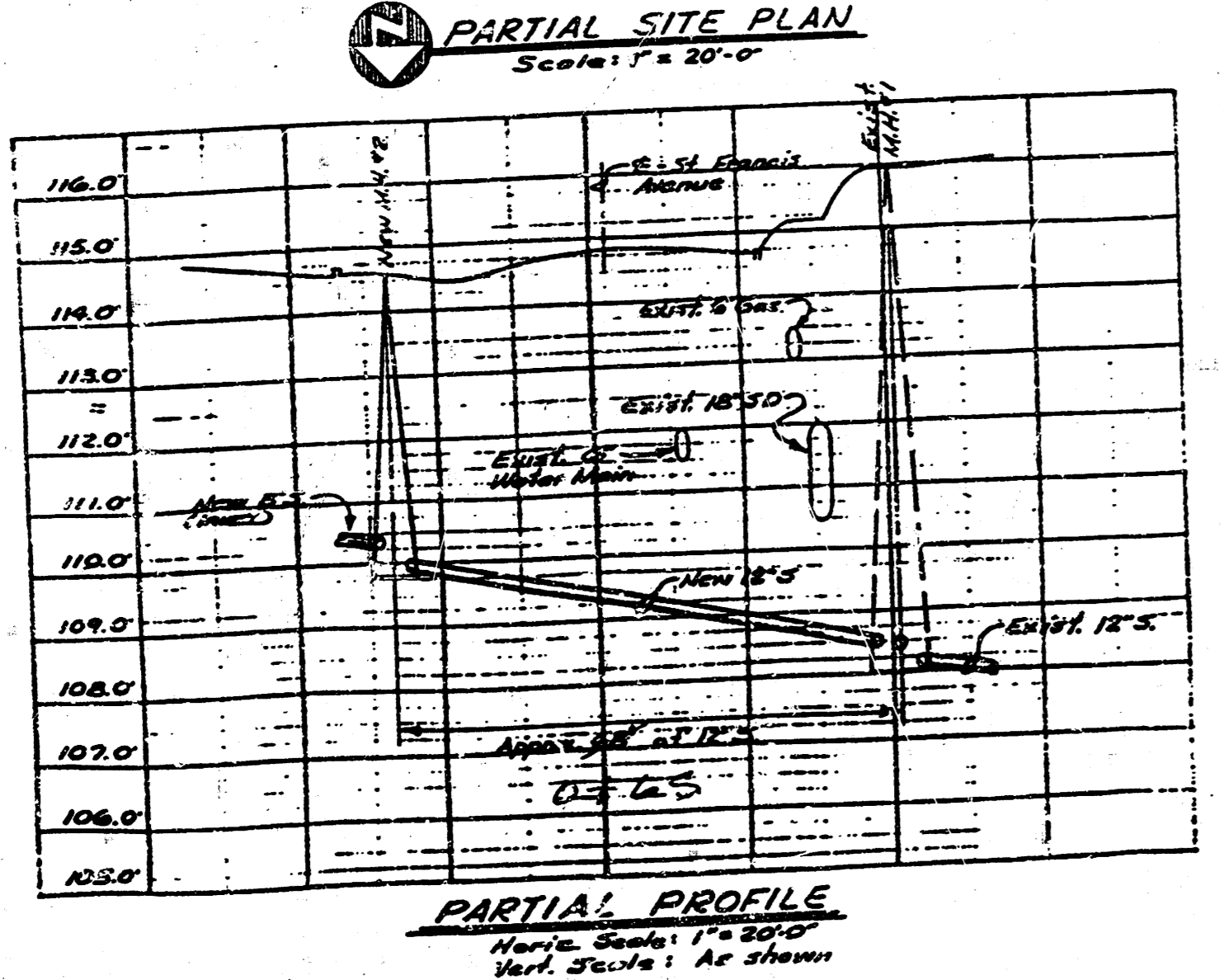
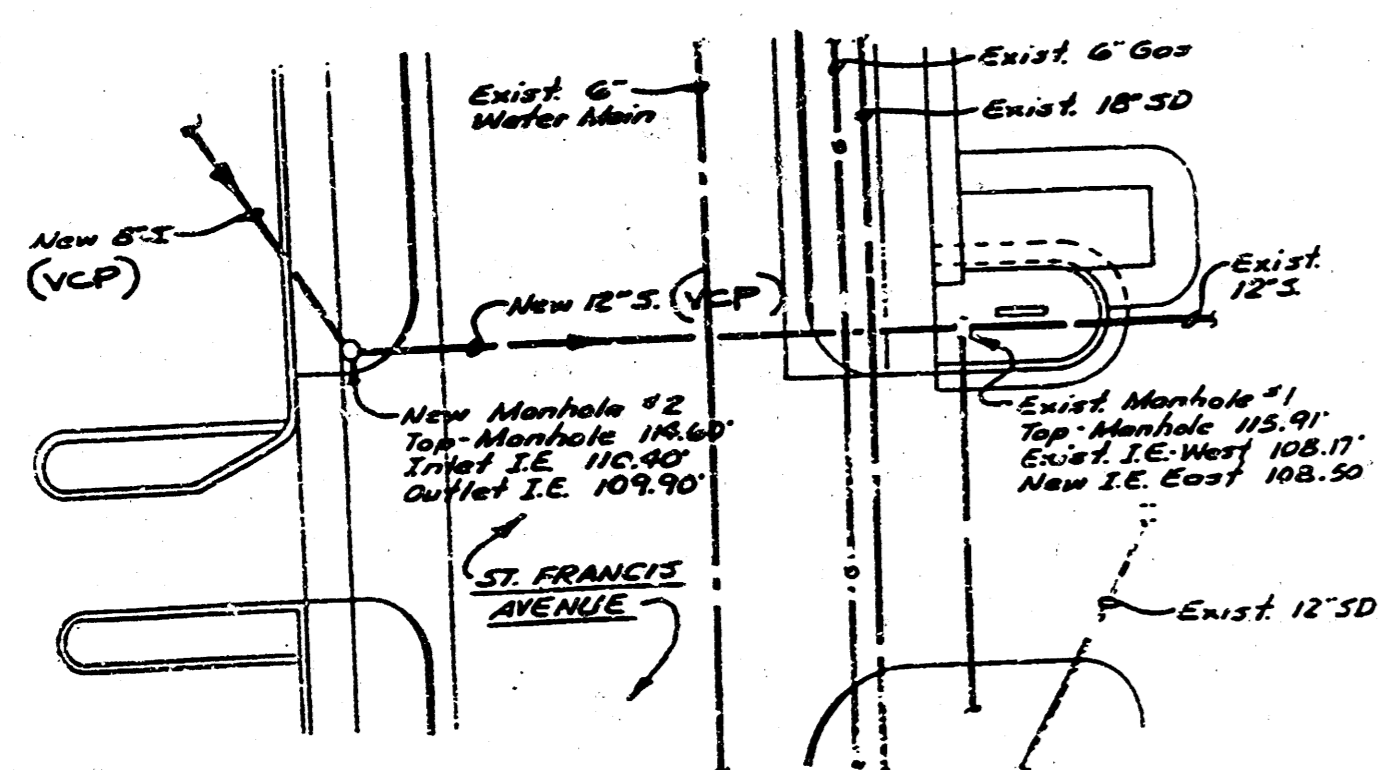
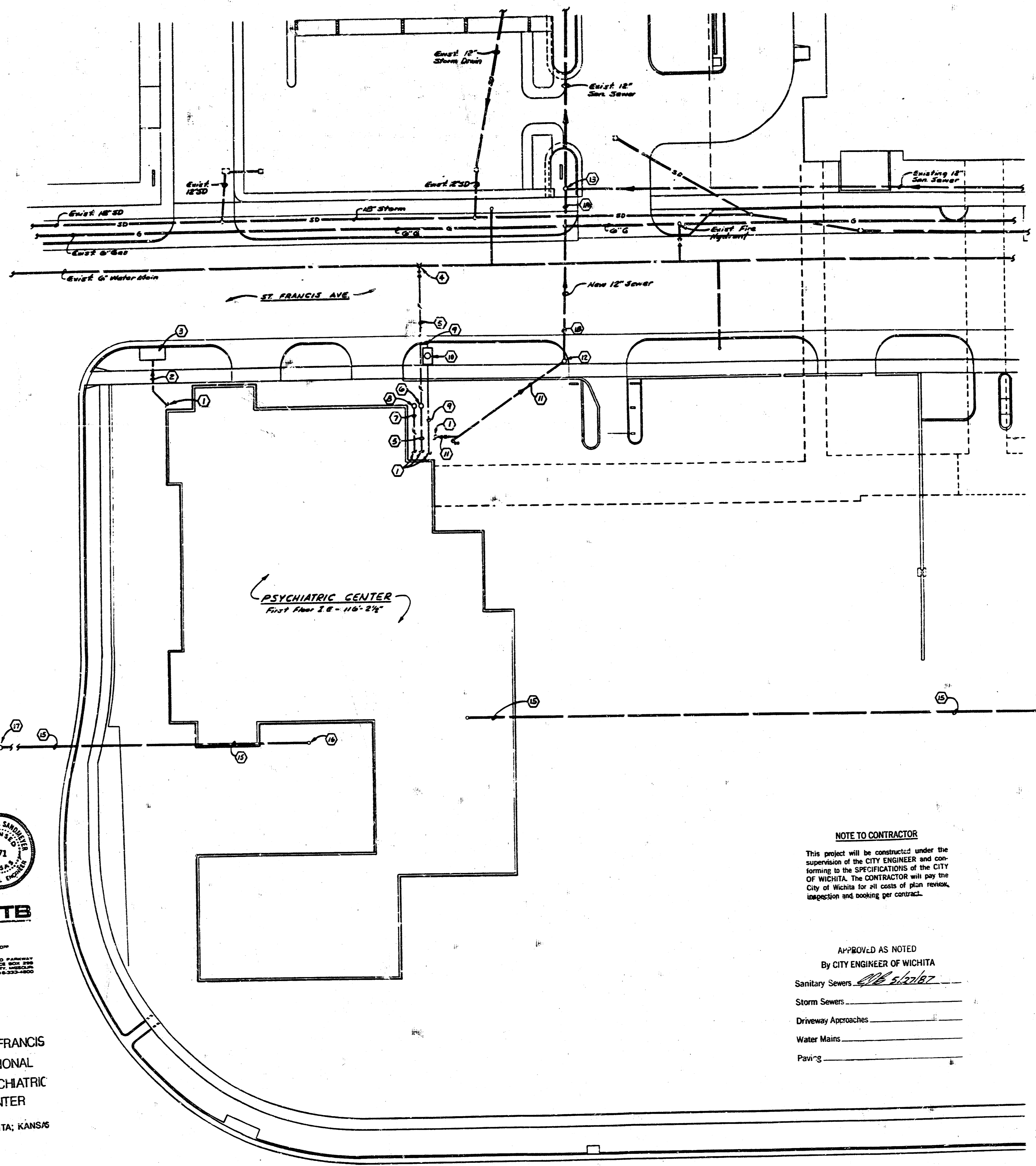


- PLUMBING REFERENCE NOTES: (SHEET ME-1)**
1. For continuation see Sheet P-1.
 2. New 15" Storm Line - see Specifications.
 3. Existing Catch Basin - Top 114.7' (approximate), Outlet Flow Line 109.28'. Connect new 15" Storm Line into Basin at 110.0' Flow Line.
 4. New 6" Fire Line shall be tied into 6" Waste Main in street as shown. The new Fire Line shall be furnished and installed by the Plumbing Contractor as shown on the Drawings and in accordance with Specifications and Regulations of the Water Works Department and WPA Pamphlets. Install fire blocks at all changes in direction and take off's from lines. Maintain a minimum of 4'-0" cover over Fire Line. Fire blocks shall be poured concrete to the size required by Local Authority. The Plumbing Contractor shall work with the Local Water Company and bear all costs of connecting to existing line. Installation of Fire Line, Post Indicator Valve, Domestic Water Tap, concrete bedding, etc. for a complete Fire Line entrance as shown on Drawings. Connect new 6" Fire Line Tap into existing Main in St. Francis Avenue. Verify exact location - see Note No. 3.
 5. New 6" Fire Line - see Specifications.
 6. New 4" Fire Line to free standing standse connection - see Specifications.
 7. New free standing standse connection - see Specifications.
 8. New 4" Domestic Water Line - see Specifications.
 9. Connect a 4" Domestic Water Line to the new 6" Fire Line as shown and run to Water Meter Pit and then into Building. The new 4" Domestic Water Line shall be furnished and installed by the Plumbing Contractor as shown on the Drawings and in accordance with the Specifications and Regulations of the Water Works Department and WPA Pamphlets. Maintain a minimum of 4'-0" cover over pipe. The Plumbing Contractor shall work with the Local Water Company and bear all costs in connection with the Water Meter Pit, 4" compound Water Meter, Backflow Preventer, valving around meter, blocking, sleeving, etc. for a complete system.
 10. New 8" Sewer Line - see Specifications.
 11. Contractor shall furnish and install a new Manhole to meet the regulations of the Public Works Dept. of the City of Wichita, Kansas, and meet all Local and State requirements. The Plumbing Contractor shall furnish and install a new Manhole (as detailed) to meet Local Codes with poured concrete reinforced base with the floor 1/2" finish cement sloped to main invert elevations. The Plumbing Contractor shall bear all costs in the installation of this Sewer Line and Manhole and meet Local Requirements. Top of Manhole - 114.6' (approximate). Verify at Site. Inlet Invert Elevation - 110.4'. Out Invert Elevation - 109.9'.
 12. Existing Manhole - Top of Manhole 115.91' with existing Out Invert Elevation to West 108.17'. New Inlet Invert Elevation from East 108.5'. New bottom of Manhole to accept new 12" Sewer Line from East.
 13. Existing Manhole - Plug 8" Sewer Line inlet entering from South.
 14. Remove or abandon existing 8" Sewer Line no longer in use.
 15. Remove existing Manhole.
 16. Existing Manhole in Hurdock Avenue on North side of street; plug 8" Sewer Line inlet - entering from the North. Abandon or remove existing 8" Sewer Line no longer in use.
 17. Existing Manhole in Hurdock Avenue on North side of street; plug 8" Sewer Line inlet - entering from the North. Abandon or remove existing 8" Sewer Line no longer in use.
 18. New 12" Sewer Line crossing street, shall be installed as shown.



HNTB

HOWARD NEEDLES TAMMEN & BERGENCOFF
 2000 WARD PARKWAY
 POST OFFICE BOX 299
 KANSAS CITY, MISSOURI
 64141 816-333-4800

ST. FRANCIS
 REGIONAL
 PSYCHIATRIC
 CENTER
 WICHITA, KANSAS

DATE: 5-5-07
 DRAWN BY: [blank]
 CHECKED BY: [blank]
 SCALE: [blank]

SD-M1

SITE PLAN
 Scale: 1" = 80'-0"

NOTE TO CONTRACTOR
 This project will be constructed under the supervision of the CITY ENGINEER and conforming to the SPECIFICATIONS of the CITY OF WICHITA. The CONTRACTOR will pay the City of Wichita for all costs of plan review, inspection and testing per contract.

APPROVED AS NOTED
 BY CITY ENGINEER OF WICHITA
 Sanitary Sewers: 4/16 6/27/07
 Storm Sewers: _____
 Driveway Approaches: _____
 Water Mains: _____
 Paving: _____



HNTB

HOWARD NEEDLES TAMMEN & BERGENCOFF

2000 WARD PARKWAY
 POST OFFICE BOX 299
 KANSAS CITY, MISSOURI
 64141 816-333-4800



**ST. FRANCIS
 REGIONAL
 MEDICAL
 CENTER**

808 D. CAISHELL
 & CO.
 STRUCTURAL
 ENGINEERS
 4338 BELLEVUE
 KANSAS CITY, MISSOURI
 64111 816-531-4144

HENTHORN
 SANDMEYER
 & CO.
 CONSULTING ENGINEERS
 6540 TROOST AVENUE
 KANSAS CITY, MISSOURI
 64131 816-361-0225

Private Sanitary Sewer
 extension to Serve

**ST. FRANCIS
 REGIONAL
 PSYCHIATRIC
 CENTER**

468-76-265-80001-000-000
 120

PROJECT NO. 7072-08
 DATE: 5-3-07
 DRAWN BY: [blank]
 CHECKED BY: [blank]
 REVISION DATE: 6/8/07

**SITE PLAN
 PLAN NOTES**

PO

10 1 3 45

FILMED FROM THE BEST
 AVAILABLE COPY