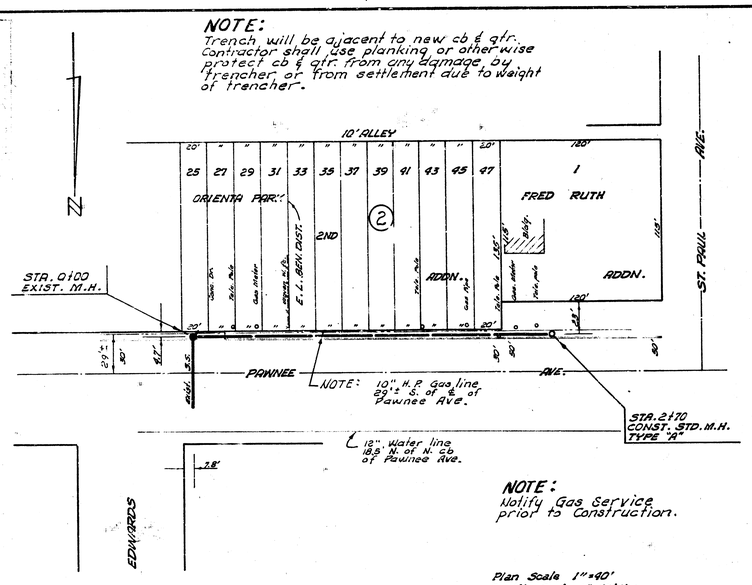
J. Kroeger Jan '68
D. Cramer

NOTE:
Trench will be adjacent to new cb & gtr. Contractor shall use planking or otherwise protect cb & gtr. from any damage by trencher or from settlement due to weight of trencher.

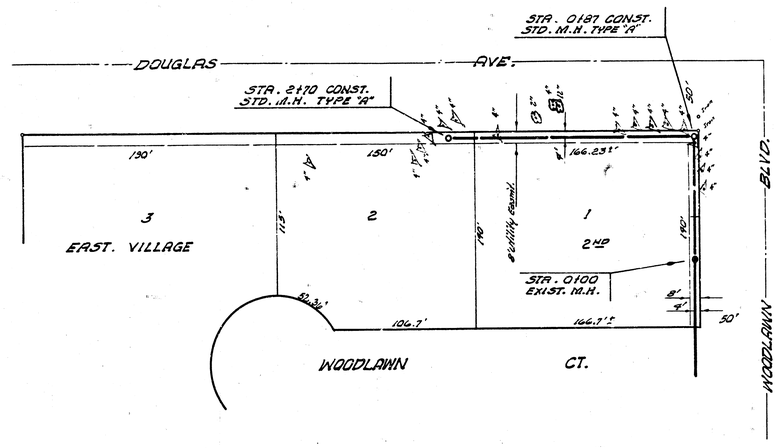


NOTE:
Notify Gas Service prior to Construction.

Plan Scale 1"=40'
Profile Scale 1"=40' Hor.
1"=4' Vert.

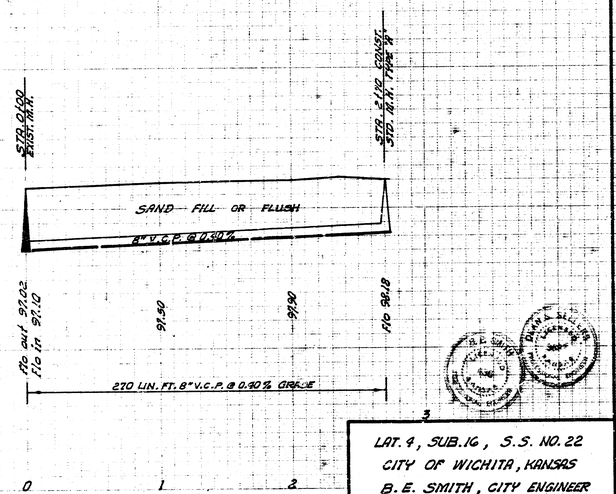
B.M. 102.07 "City Standard S.E. Cor. Pawnee & Meridian

Survey G. Young
Plan D. Cramer
Est.
Check

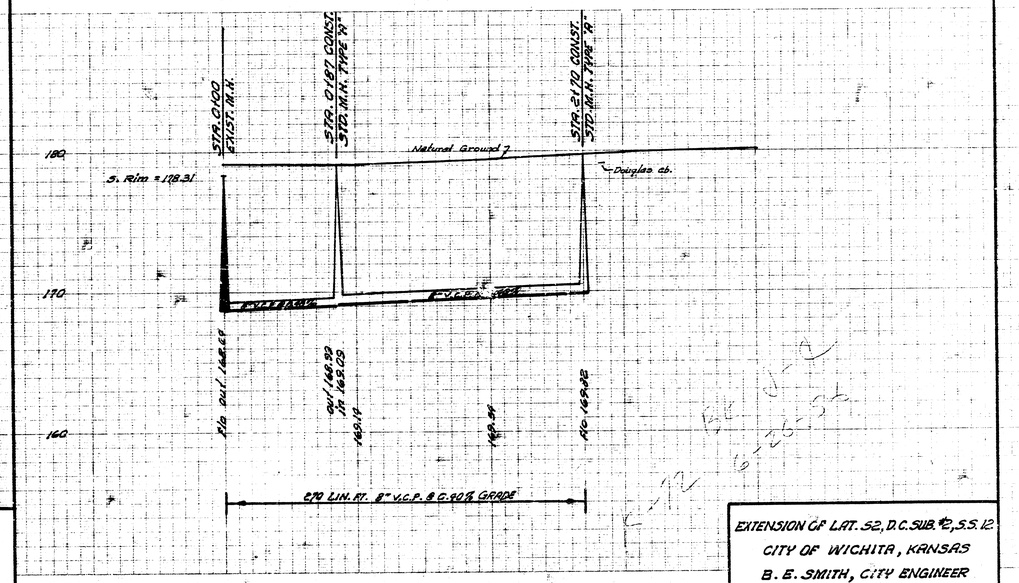


Plan Scale 1"=40'
Profile Scale 1"=40' Hor.
1"=4' Vert.

B.M. 179.46 "X" on S.W. Cor. City Concrete M.H. on S.E. Cor. Woodlawn & Douglas



LAT. 4, SUB. 16, S.S. NO. 22
CITY OF WICHITA, KANSAS
B. E. SMITH, CITY ENGINEER
PROJ. NO. C25-37
DATE: MAR. 1966



EXTENSION OF LAT. 52, D.C. SUB. #2, S.S. 12
CITY OF WICHITA, KANSAS
B. E. SMITH, CITY ENGINEER
PRIVATE PROJ. DATE:

9 15 1 (9)