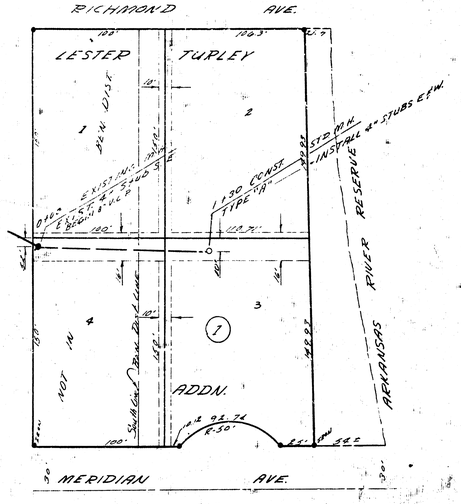

B.M. 125.42 S.E. COR CONC. PO @ 110. @ 1915 N. RICHMOND

Plan Scale 1" = 40'
Profile Scale Vertical 1" = 4'
Horizontal 1" = 40'



LAT. 32, SUB. 10, S.S.-22
CITY OF WICHITA, KANSAS
B. E. SMITH CITY ENGINEER
DATE JULY 1969
PROJECT C29-13

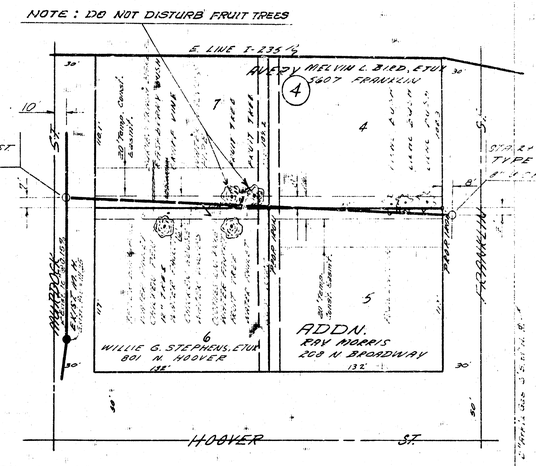

GENERAL NOTES:
Removal & replacement of water lines, valves, buried trees, barrel, rather, fill, pole, chicken pen, etc. to be incidental to the project.
Do not disturb fruit trees.

B.M. 124.52 S.W. COR. CONC. SLAB SOUTH DOOR HO. N.E. COR. HOOVER & MURDOCK.

PLAN SCALE 1" = 40'
PROFILE VERT. 1" = 4'
HORIZ. 1" = 40'

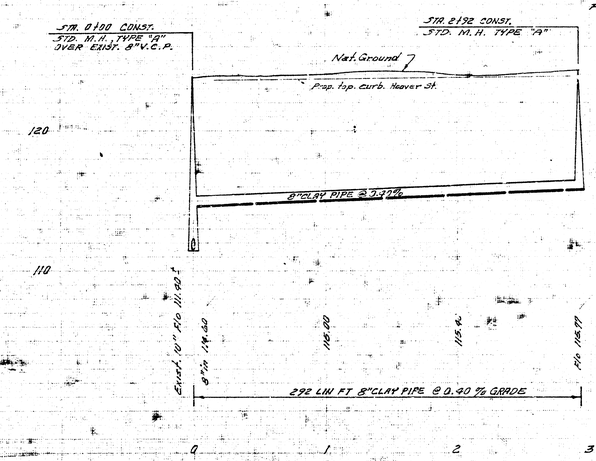

LAT. 201, SUB. 5, S.S. NO. 22
CITY OF WICHITA, KANSAS
B. E. SMITH CITY ENGINEER
DATE: Oct. 1969
PROJECT C29-7

e 9 5 10