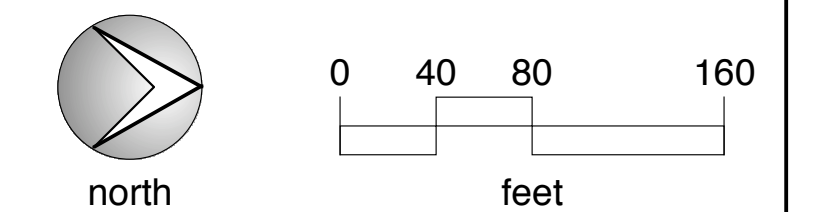


FHWA Reg. No.	State	Project Number	Year	Sheet Number	Total Sheets
7	Kansas	87 N-0502-01	2009	LS 1	11
A.R.R.A. - N05(201)					

Maize Road Streetscape / Pawnee to Kellogg
Landscape Plan — Seed & Sod Key Sheet

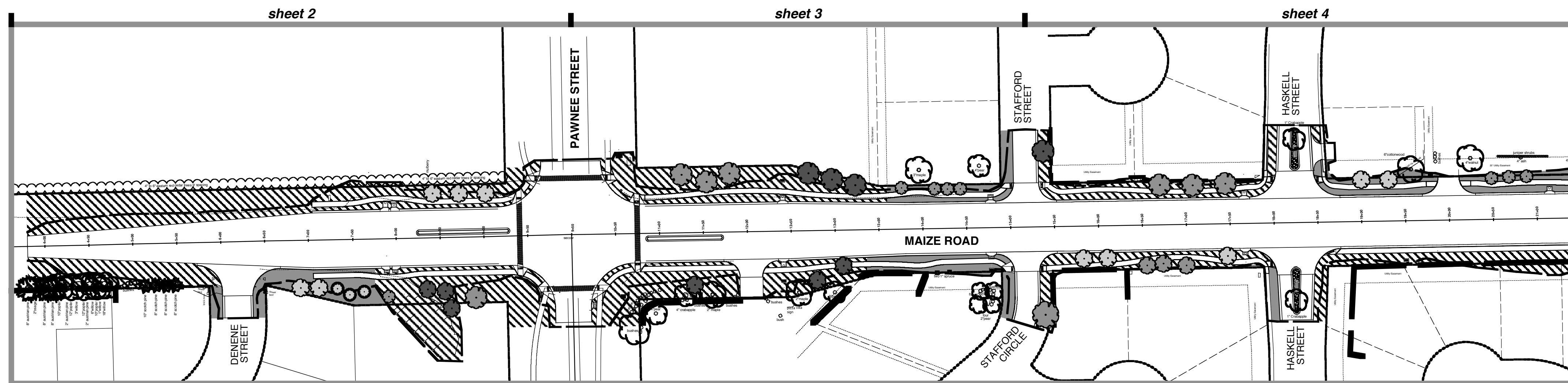



Landscape Plan — Sheet INDEX

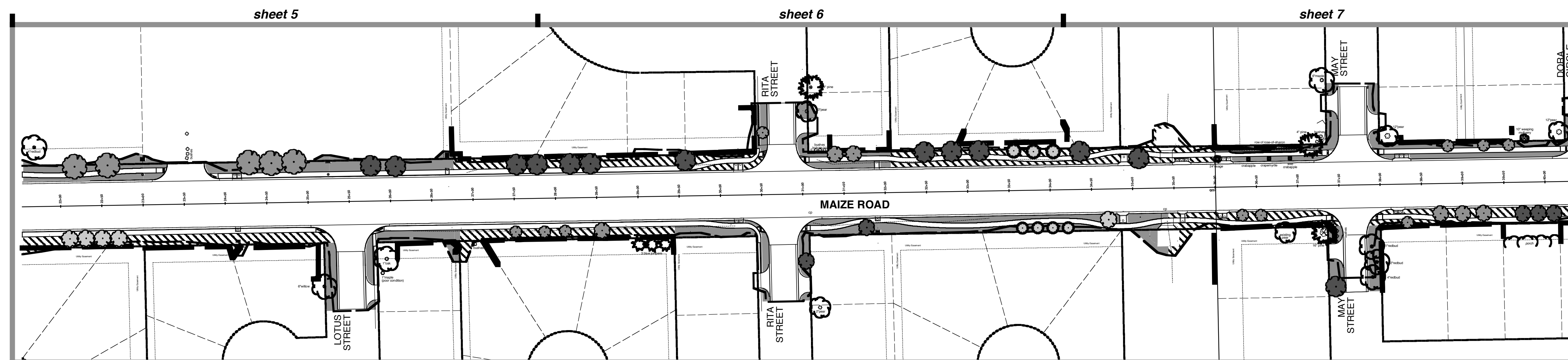
1. Landscape Plan — Seed & Sod Key Sheet
2. Landscape Plan — Project Start to SP 9+99
3. Landscape Plan — SP 9+99 to SP 16+36
4. Landscape Plan — SP 16+36 to SP 21+54
5. Landscape Plan — SP 21+54 to SP 27+91
6. Landscape Plan — SP 27+91 to SP 34+28
7. Landscape Plan — SP 34+28 to SP 40+53
8. Landscape Plan — SP 40+53 to SP 46+71
9. Landscape Plan — SP 46+71 to SP 52+59
10. Landscape Plan — SP 52+59 to Project End
11. Landscape Specifications, Notes, & Details

KEY

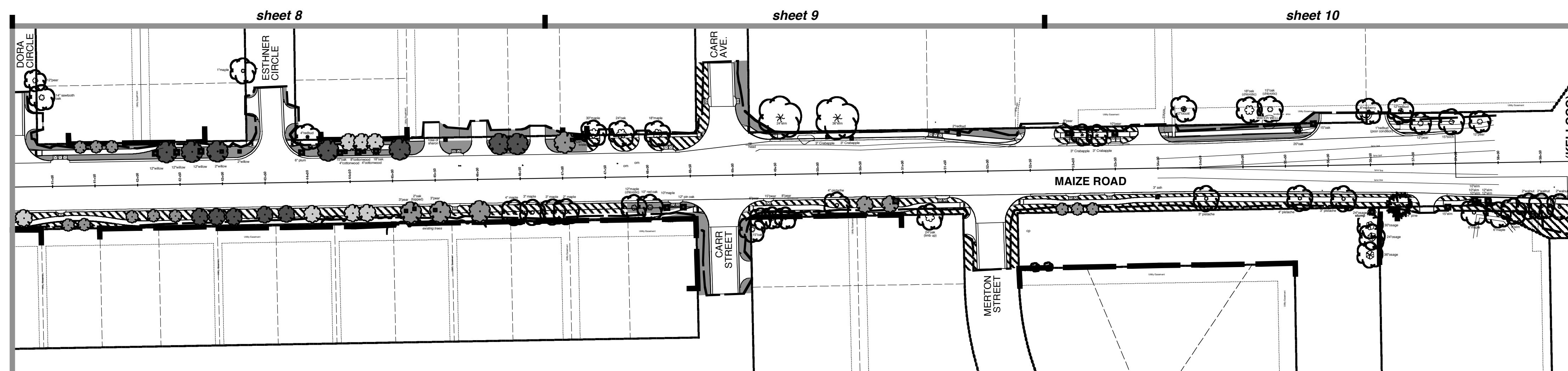
- approximate mature crown diameter of existing deciduous tree
- approximate mature crown diameter of existing coniferous tree
- remove small existing tree
- remove large existing tree
- City to relocate existing tree (Option)
- right-of-way
- construction limits
- Sidewalk
- Fescue Sod
- Bermudagrass Sod
- Existing Turf to Remain



Landscape Plan — Project Start to SP 21+54 (Sheets LS 2 through LS 4)



Landscape Plan — SP 21+54 to SP 40+53 (Sheets LS 5 through LS 7)



Landscape Plan — SP 40+53 to Project End (Sheets LS 8 through LS 10)

NOTE:
1. Reference Arterial Streetscape Guidelines and other City regulations for signage requirements and clearances for landscape improvements.

Plotted: November 3, 2009
Project: 09020

POE & ASSOCIATES OF KANSAS, INC.
CONSULTING ENGINEERS
5940 E. Central, Suite 200 ■ Wichita, KS 67208-4242
Phone 316/685-4114 ■ FAX 316/685-4444

LANDSCAPE ARCHITECTS PLANNERS
rice-foster associates
1415 East 2nd Street
Wichita, KS 67214
phone 316-262-4525
fax 316-262-7316