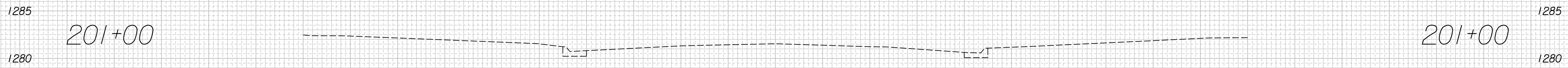


80 70 60 50 40 30 20 10 0 10 20 30 40 50

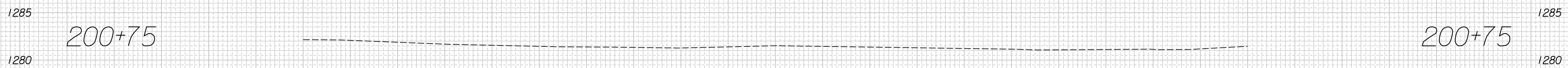
COUNTY	STATE	PROJECT NO.	YEAR	SHEET NO.	TOTAL SHEETS
SEDGWICK	KANSAS	472-84702	2010	33	36

60 70 80



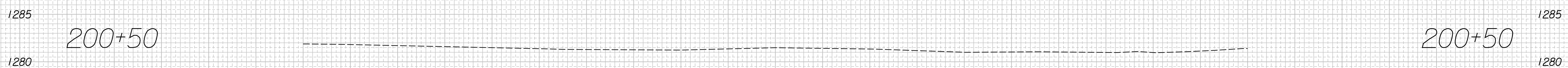
201+00

201+00



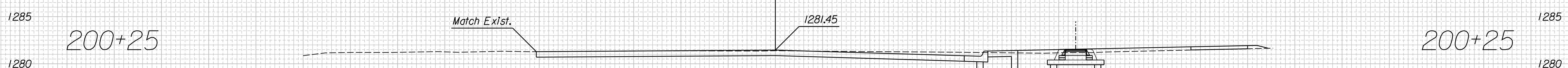
200+75

200+75



200+50

200+50



200+25

200+25

Match Exist.

1281.45

T:\15768A\CADD\15768A\ROADWAY\SECT\15768A\XSEC01.dgn

80 70 60 50 40 30 20 10 0 10 20 30 40 50 60 70 80