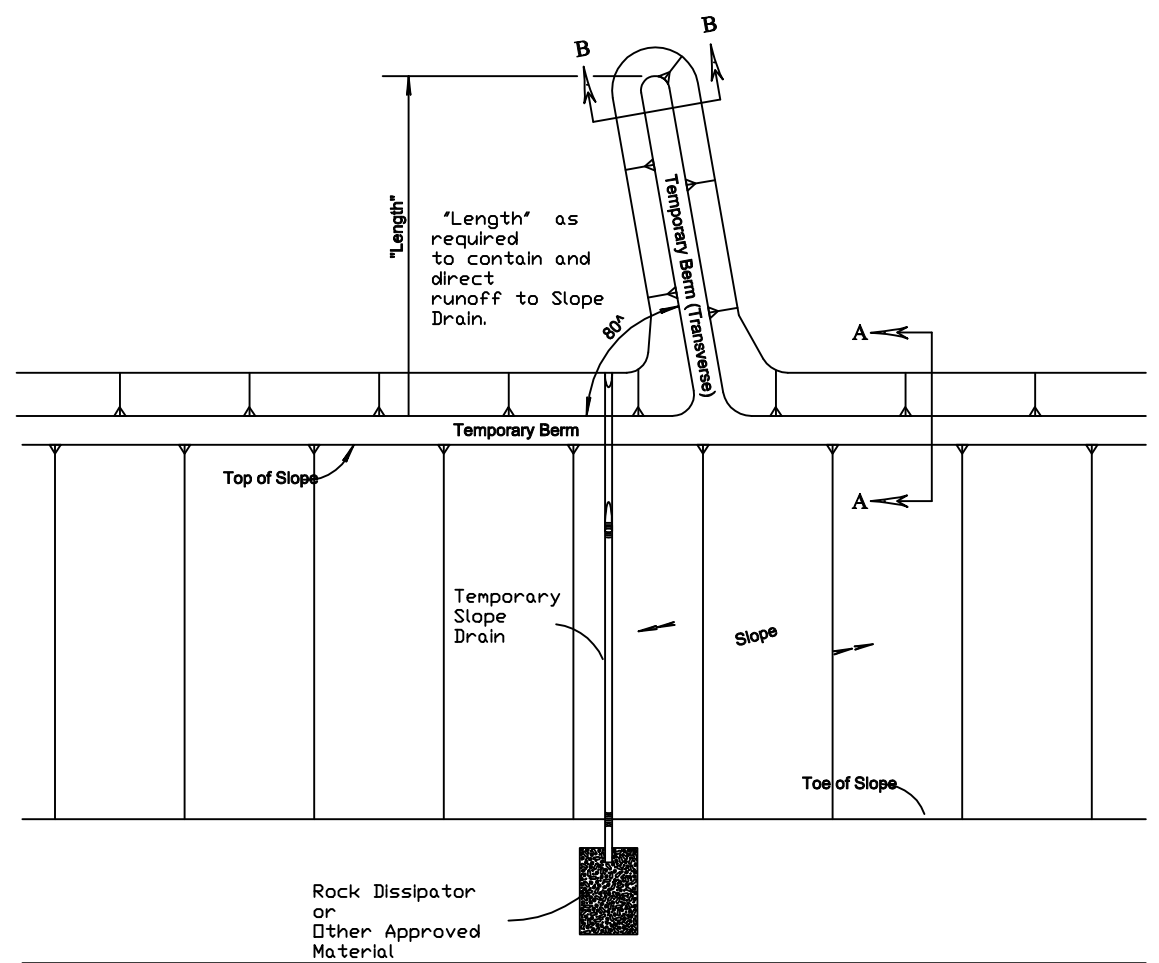
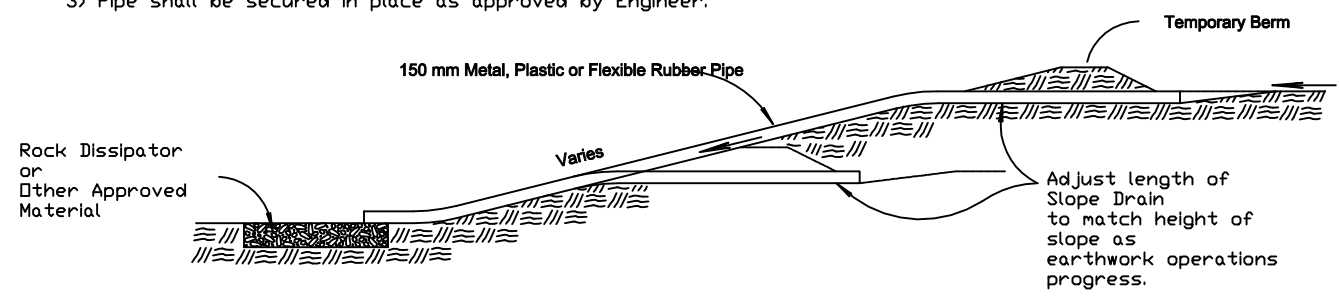


FHWA REGION NO.	STATE	PROJECT NO.	YEAR	SHEET NO.	TOTAL SHEETS
7	KANSAS	87N-0211-01	2000	19	44

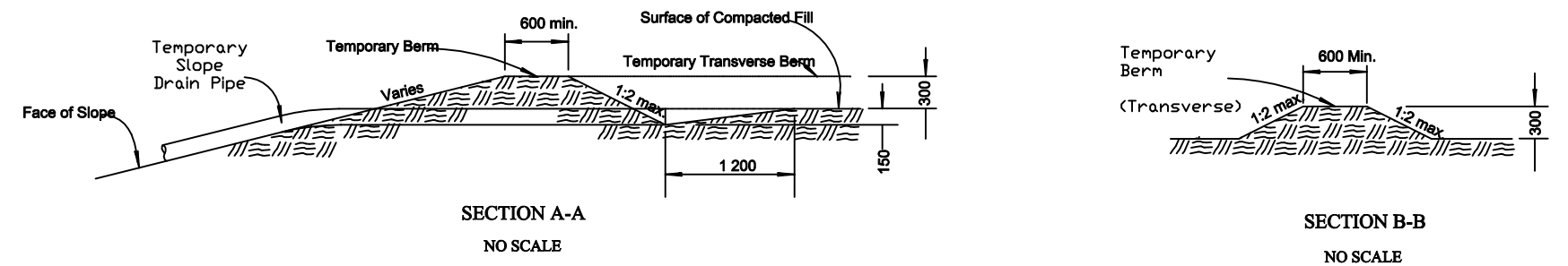
- NOTES:
- 1) Temporary Slope Drain and Temporary Berm may be used on either project foreslopes or project backslopes.
 - 2) Discharge of Slope Drains shall be into stabilized ditch or area, or into Sediment Basin.
 - 3) Pipe shall be secured in place as approved by Engineer.



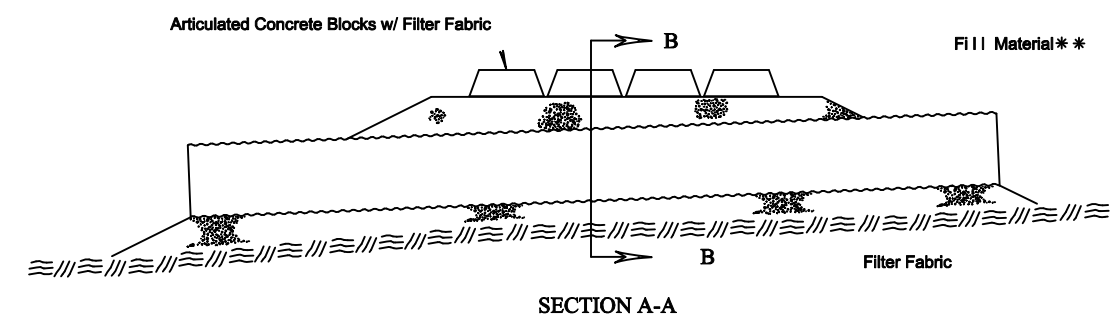
TYPICAL PLAN VIEW OF TEMPORARY BERM AND TEMPORARY SLOPE DRAIN
NO SCALE



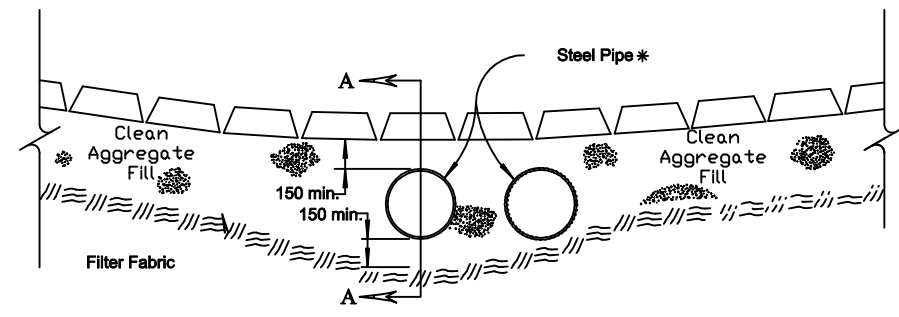
TYPICAL PROFILE OF TEMPORARY SLOPE DRAIN
NO SCALE



TYPICAL PROFILE OF TEMPORARY BERM
NO SCALE



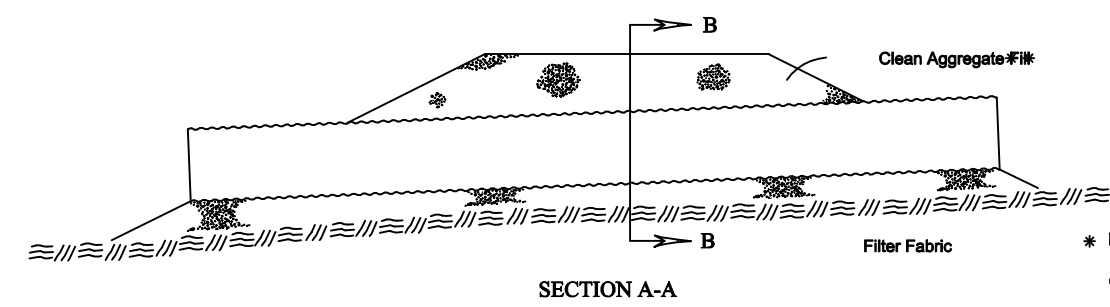
SECTION A-A



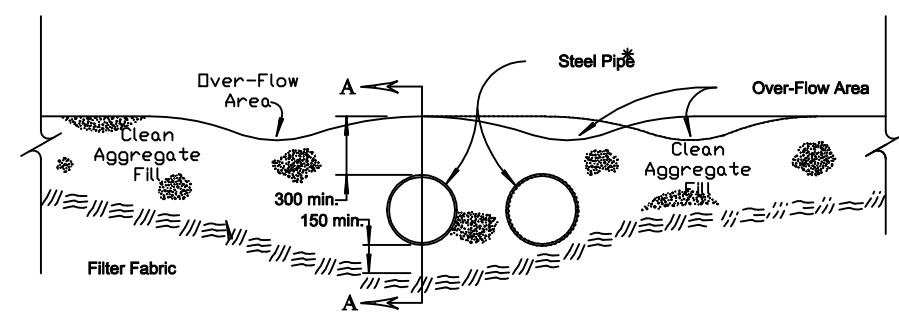
SECTION B-B

TEMPORARY STREAM CROSSING (ARTICULATED CONCRETE BLOCKS)
NO SCALE

* NOTE:
Quantity, length and diameter of steel pipe to be determined by design flow calculations.



SECTION A-A



SECTION B-B

TEMPORARY STREAM CROSSING (AGGREGATE)
NO SCALE

* NOTE:
Quantity, length and diameter of steel pipe to be determined by design flow calculations.

3					
2					
1	5/1/099	Revised Standard		WCL	RDR
NO.	DATE	REVISIONS		BY	APPD
KANSAS DEPARTMENT OF TRANSPORTATION TEMPORARY EROSION AND POLLUTION CONTROL TEMPORARY SLOPE DRAIN TEMPORARY STREAM CROSSING (AGGREGATE) TEMP. STREAM CROSS. (ARTC. CONC. BLOCKS) LA852B SI					
F.H.W.A. APPROVAL		5/20/99	APPD	Richard D. Rog	
DESIGNED	WCL	DETAILED	WCL	QUANTITIES	TRACED
DESIGN CK.	RDR	DETAIL CK.	RDR	QUAN. CK.	RDR