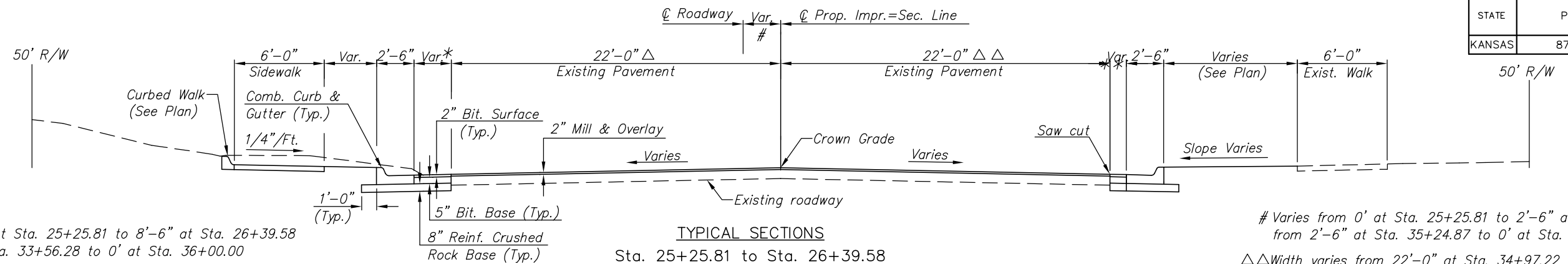


| STATE | PROJECT NO. | YEAR | SHEET NO. | TOTAL SHEETS |
|--------|--------------|------|-----------|--------------|
| KANSAS | 87 N-0308-01 | 2005 | 2 | 37 |

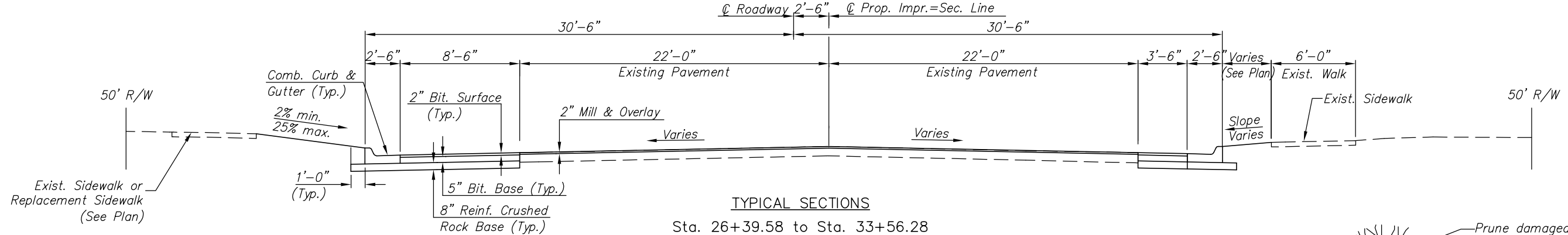


TYPICAL SECTIONS

Sta. 25+25.81 to Sta. 26+39.58
Sta. 33+56.28 to Sta. 36+00.00

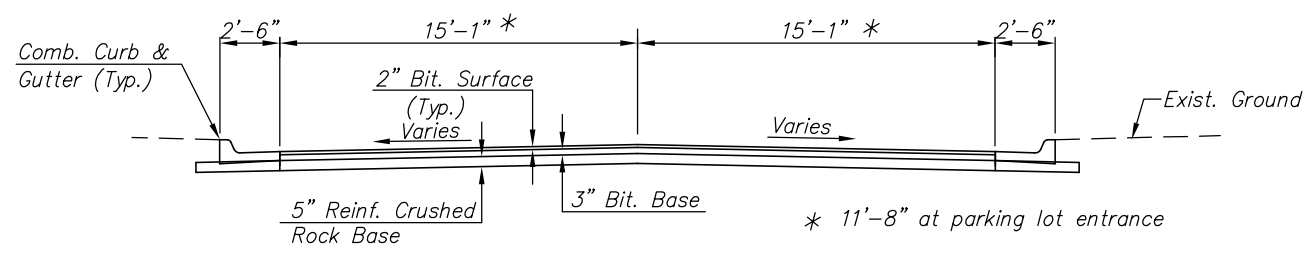
Varies from 0' at Sta. 25+25.81 to 2'-6" at Sta. 26+39.58 and from 2'-6" at Sta. 35+24.87 to 0' at Sta. 36+00
△△ Width varies from 22'-0" at Sta. 34+97.22 to 28'-0" at Sta. 36+00
△ Width varies from 22'-0" at Sta. 33+56.28 to 28'-0" at Sta. 36+00

* Width varies from 0' at Sta. 25+25.81 to 8'-6" at Sta. 26+39.58 and from 8'-6" at Sta. 33+56.28 to 0' at Sta. 36+00.00
** Width varies from 0' at Sta. 25+25.81 to 3'-6" at Sta. 26+38.58 and from 3'-6" at Sta. 34+97.22 to 0' at Sta. 36+00



TYPICAL SECTIONS

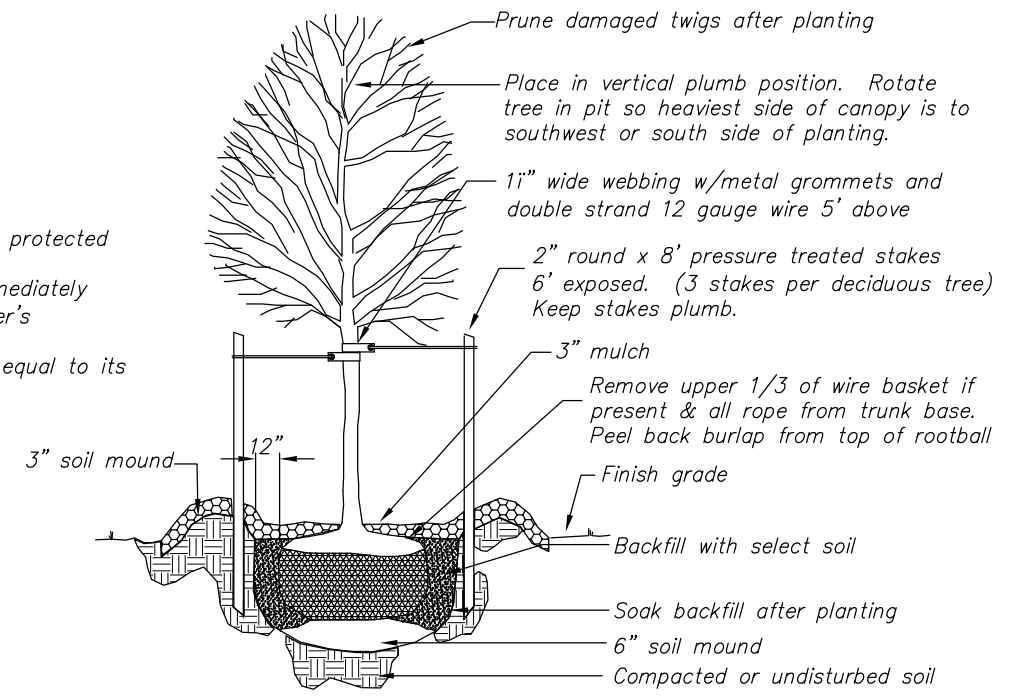
Sta. 26+39.58 to Sta. 33+56.28



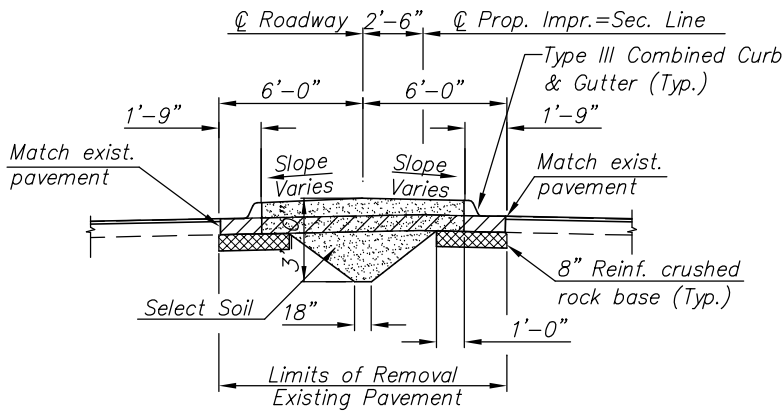
TYPICAL SECTION - SIDEROAD

Sta. 27+93.52 Rt. Westport Street
Sta. 35+58.33 Lt. Parking Lot Entrance

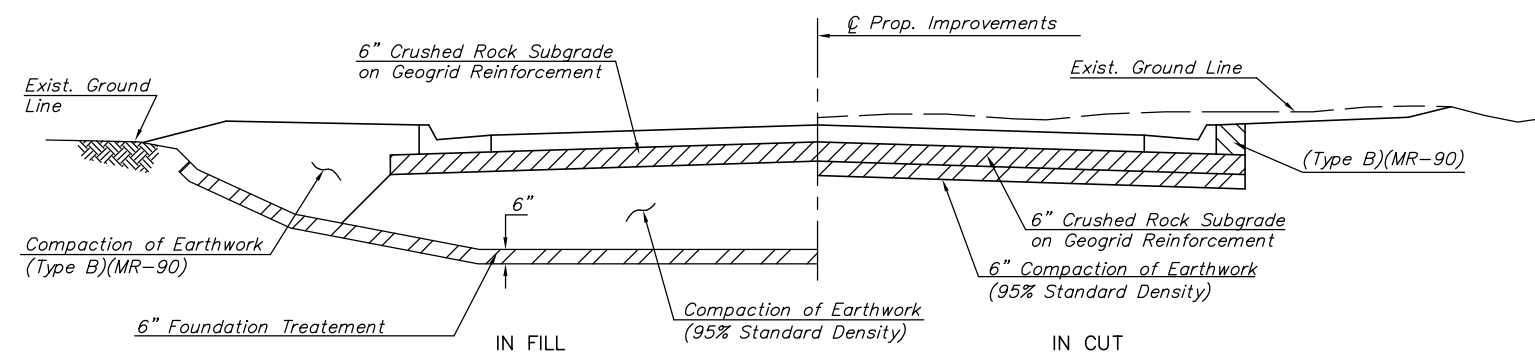
Notes:
Ball of plant to be kept moist and protected from damage prior to planting.
Add root stimulator to surface immediately after planting as per the manufacturer's recommendations.
Planting depth of rootball shall be equal to its original planting depth at nursery.
Do not overtighten guys.



DECIDUOUS TREE PLANTING
NOT TO SCALE



TYPICAL MEDIAN SECTION



FOUNDATION TREATMENT AND COMPACTION OF EARTHWORK

J:\Civil\03431\dwg\pav\03431typ.dwg 6/30/2004 9:08:07 AM CST

| | |
|---------------------------------------|-----------------------------|
| KANSAS DEPARTMENT OF TRANSPORTATION | |
| MAIZE STREET IMPROVEMENTS | |
| TYPICAL SECTIONS | |
| PROJECT NO. 87 N-0308-01 | SEDGWICK CO. |
| M K E C ENGINEERING CONSULTANTS, INC. | |
| WICHITA, KANSAS | |
| DESIGNED BY: JRA | CHECKED BY: JRA |
| DRAWN BY: DPG | DATE: 6-16-04 SHEET 2 OF 37 |