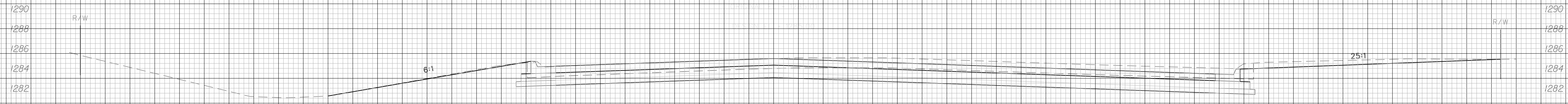
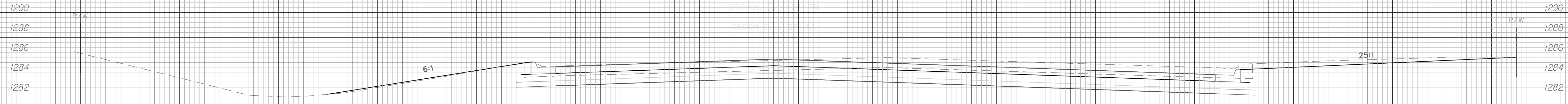


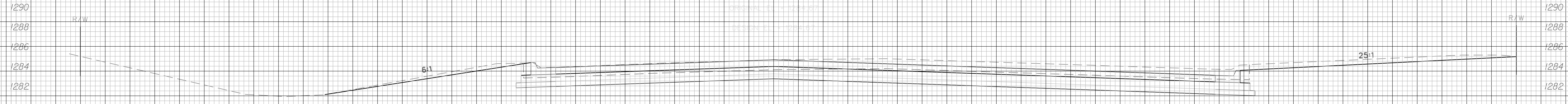
70 60 50 40 30 20 10 0 10 20 30 40 50 60 70



12+50.00  
C = 100.8 F = 0.0



12+00.00  
C = 100.9 F = 1.1



11+52.66  
C = 0.0 F = 0.0

50 60 70

CROSS SECTIONS Sta. 11+52.66 - Sta. 12+50.00		DESIGNED: J.R.L. DRAWN: D.A.N.	
		CHECKED: B.A.L. DATE: 3/2005	
SCALE: 1" = 50'		SHEET NO: 85	



70 60 50 40 30 20 10 0 10 20 30 40