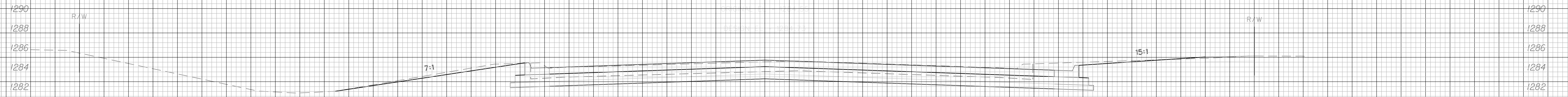
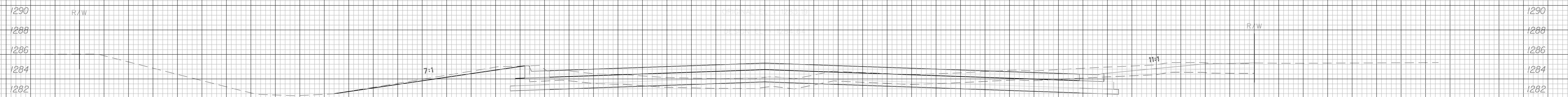


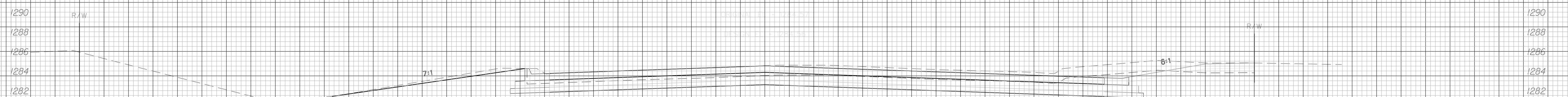
70 60 50 40 30 20 10 0 10 20 30 40 50 60 70



15+50.00  
C = 63.0 F = 0.0



15+00.00  
C = 33.0 F = 10.5



14+50.00  
C = 50.8 F = 15.3

70 60 50 40 30 20 10 0 10 20 30 40

50		60		70	
CROSS SECTIONS Sta. 14 + 50.00 - Sta. 15 + 50.00					
		DESIGNED: J.R.L.	DRAWN: D.A.N.		
		CHECKED: B.A.L.	DATE: 3/2005		
SCALE: 1" = 50'		SHEET NO: 87			