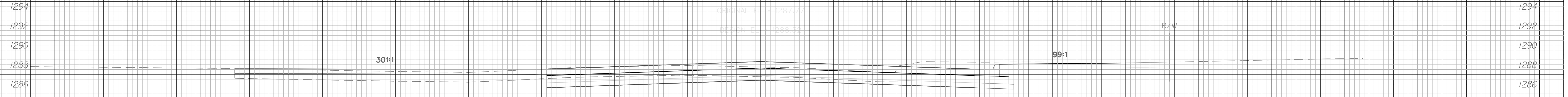
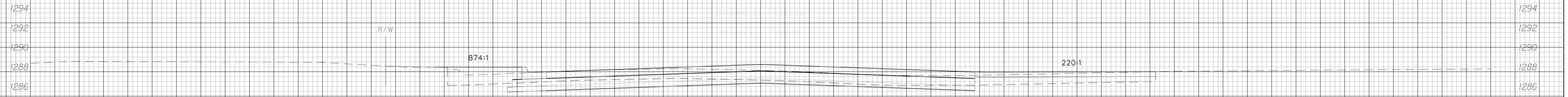


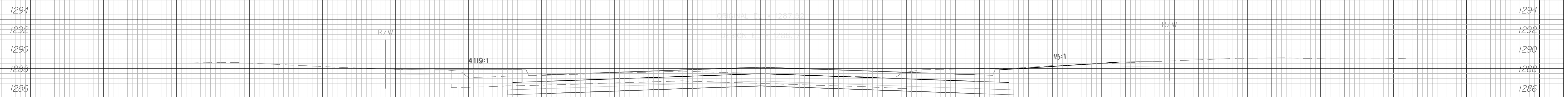
70 60 50 40 30 20 10 0 10 20 30 40 50 60 70



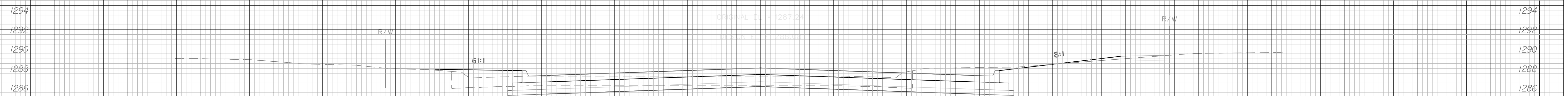
51+88.46
C = 46.2 F = 0.0



51+53.29
C = 29.7 F = 13.1



51+00.00
C = 52.0 F = 12.3



50+50.00
C = 47.9 F = 13.6

70 60 50 40 30 20 10 0 10 20 30 40 50 60 70

CROSS SECTIONS Sta. 50+50.00 - Sta. 51+88.46			DESIGNED: J.R.L.	DRAWN: D.A.N.
			CHECKED: B.A.L.	DATE: 3/2005
		SCALE: 1"=50'	SHEET NO. 108	