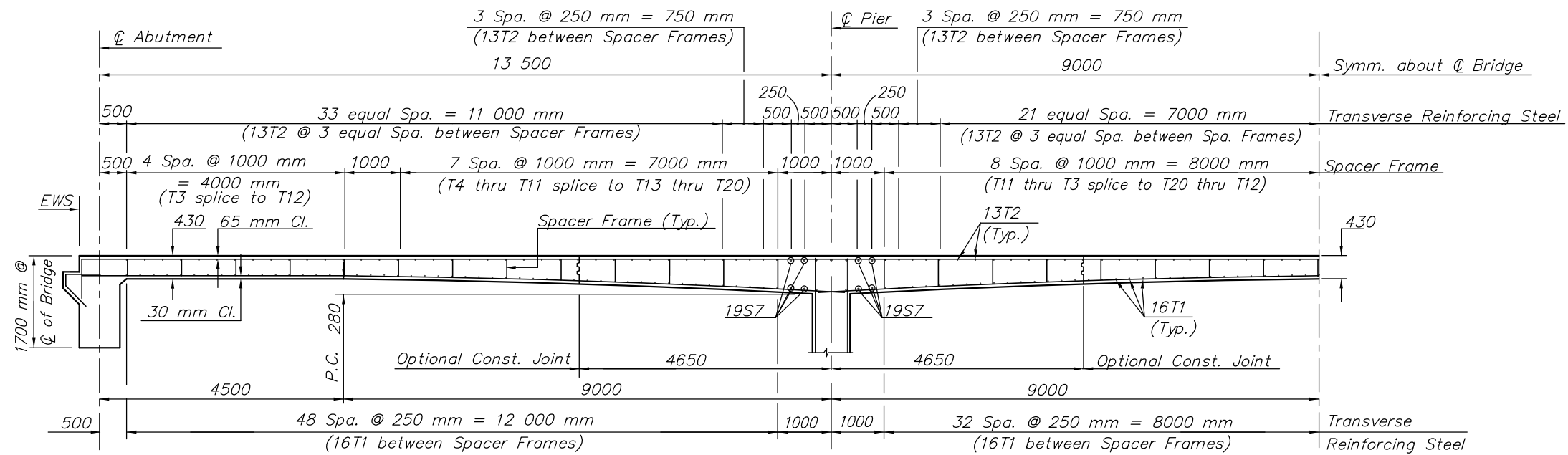
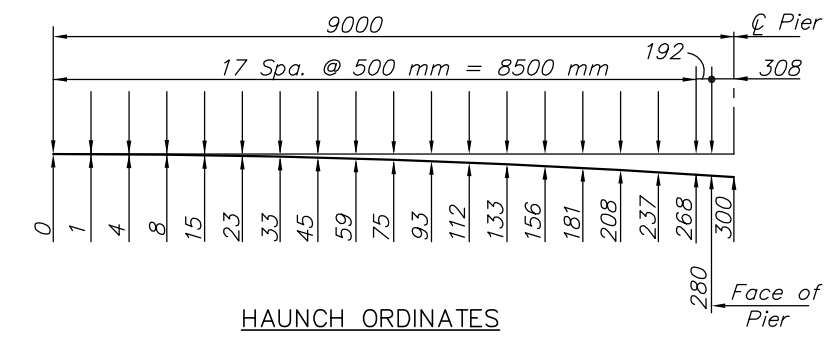


STATE	PROJECT NO.	YEAR	SHEET NO.	TOTAL SHEETS
KANSAS	87 N-0187-01	2006	20	47

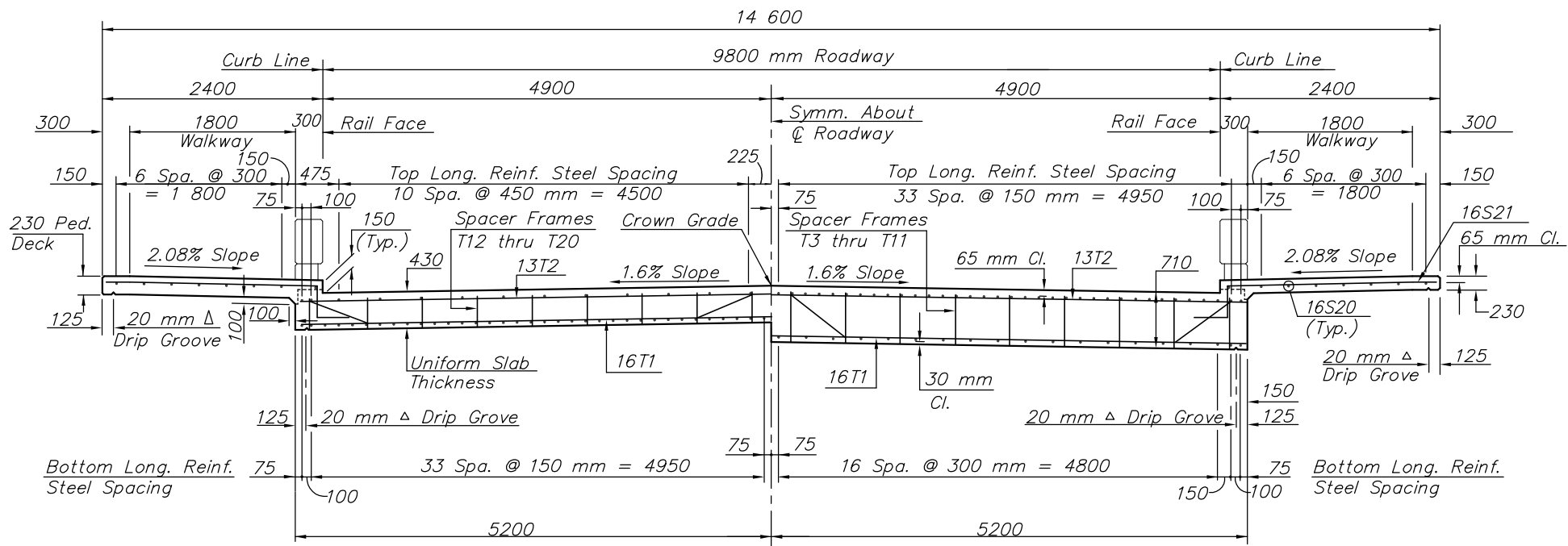
NOTE:
See Corral Detail Sheet for additional reinforcing in slab.



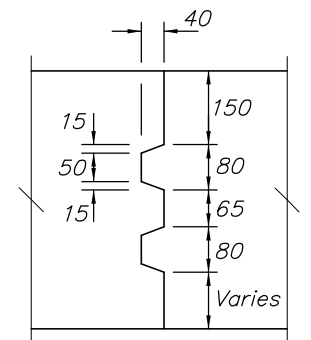
HALF LONGITUDINAL SECTION ALONG CL BRIDGE



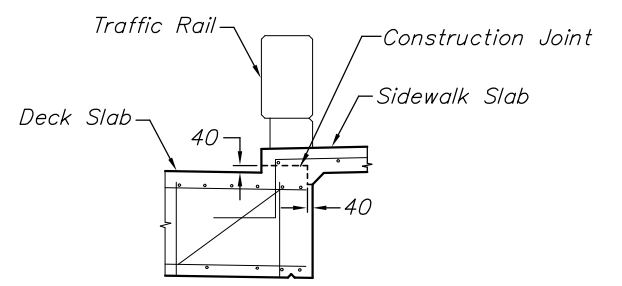
HAUNCH ORDINATES



Half Section at Mid-Span
Half Section at Face of Pier
HALF SECTION OF SLAB
(Shown perpendicular to CL Project)



TRANSVERSE SLAB CONSTRUCTION JOINT (Optional)



CONSTRUCTION JOINT DETAIL

G:\CIVIL\88169\05693\BRIDGE\05693SEC.DWG 02/15/2006 02:38:46 PM CST

KANSAS DEPARTMENT OF TRANSPORTATION	
BR. NO. 53040087WDC150	STA. 10+00.00
SUPERSTRUCTURE DETAILS (Typical Section)	
PROJECT NO. 87 N-0187-01	SEDGWICK CO.
M K E C ENGINEERING CONSULTANTS, INC. WICHITA, KANSAS	
DESIGNED BY: KJS	CHECKED BY: KJS
DRAWN BY: DPG/JSB	DATE: DEC. 2005 SHEET 20 OF 47