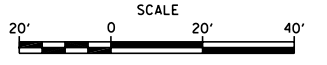
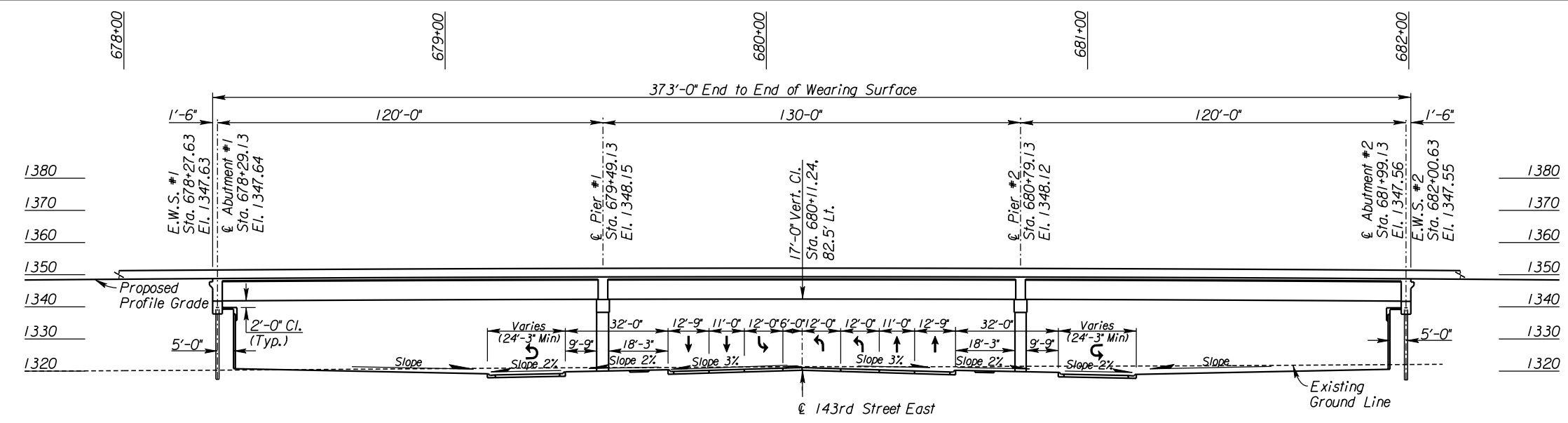


STATE	PROJECT NO.	YEAR	SHEET NO.	TOTAL SHEETS
KANSAS	472 84614	.	192	534



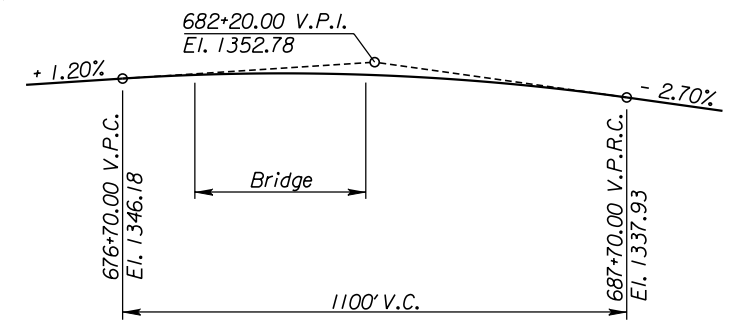
DESIGN LOADING:

HL-93

UNIT STRESSES:

Concrete $f'_c = 4,000 \text{ psi}$
 Reinforcing Steel $f_y = 60,000 \text{ psi}$

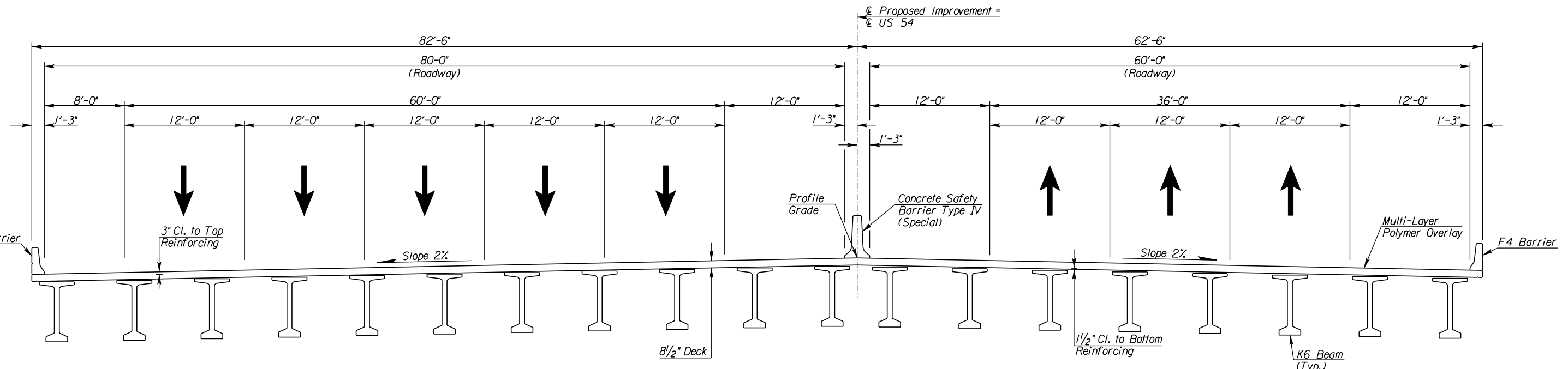
ELEVATION
 120'-130'-120'
 Continuous Prestressed Concrete Beam Spans;
 Pile Bent Abutments & Column Bent Piers,
 1-80' & 1-60' Roadways, 0° Skew



EAST KELLOGG VERTICAL PROFILE

143RD STREET EAST VERTICAL PROFILE

See Intersection Details for Vertical Profile Under Bridge.



EAST KELLOGG OVER 143RD STREET EAST
 Proposed Section

CITY OF WICHITA
 EAST KELLOGG OVER 143RD STREET EAST
 CONSTRUCTION LAYOUT II
 BR. NO. STA. 680+14.13

10:50:03 AM
 2/9/2011
 T:\35766A\Cadd\Sheets\Structures\Bridges\143rd\K243CLY02.dgn
 SURV. PLOT CADD DES. DR. TR. CKD. APP.