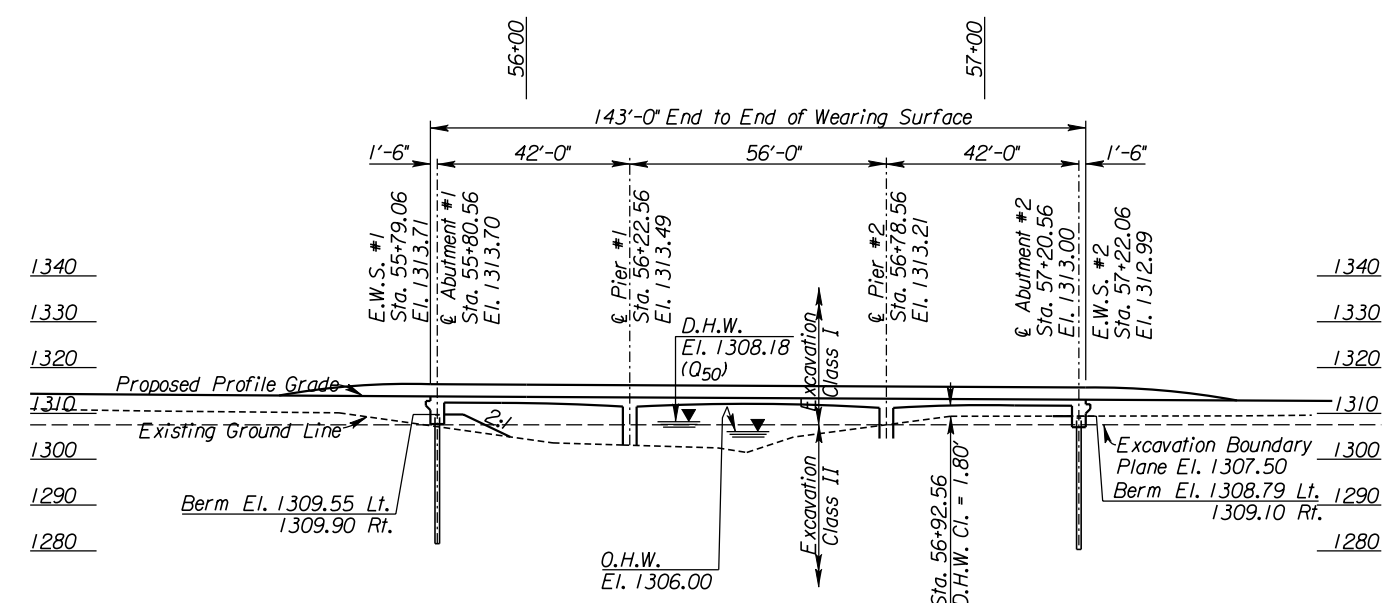
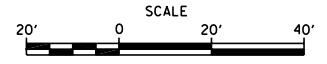


STATE	PROJECT NO.	YEAR	SHEET NO.	TOTAL SHEETS
KANSAS	472 84614	.	211	534

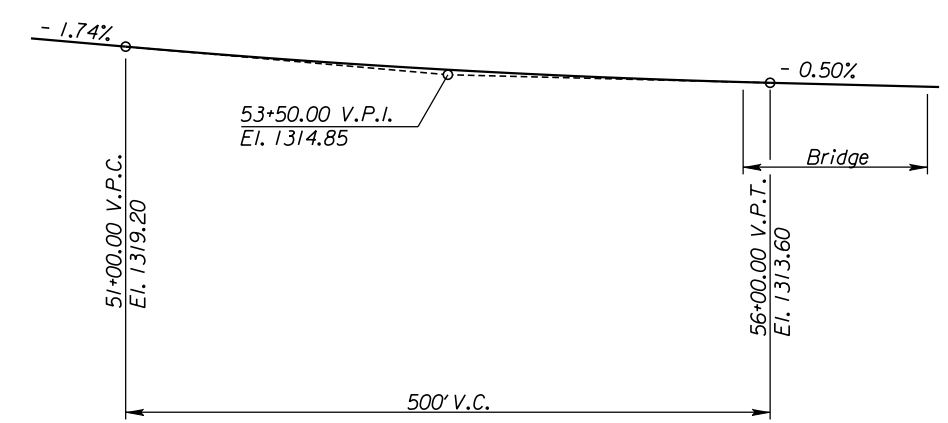


NOTE: Span lengths & elevations along Inside Barrier Face for Profile and stationing along @ 143rd Street East.

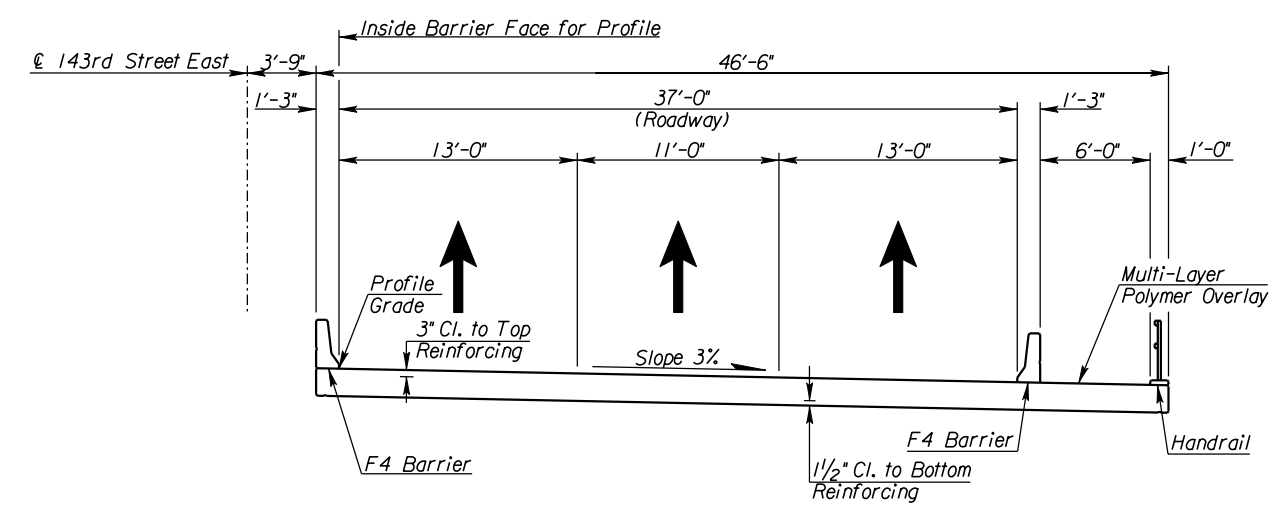
DESIGN LOADING:
HL-93

UNIT STRESSES:
Concrete $f'_c = 4,000 \text{ psi}$
Reinforcing Steel $f_y = 60,000 \text{ psi}$

ELEVATION
42'-56'-42'
Reinforced Concrete Haunched Slab Spans;
Pile Bent Abutments & Column Bent Piers,
1-37' Roadway & 1-6' Sidewalk



VERTICAL PROFILE
(Based on @ 143rd Street East profile, adjusted for cross-slopes to Inside Barrier Face for Profile.)



SB 143RD STREET EAST OVER SPRING BRANCH TRIBUTARY #4
Proposed Section
(Looking Upstasion)(Looking South)

10:53:35 AM
 2/9/2011
 I:\35766A\Cadd\Sheets\Structures\Bridges\143S\SB\EK243SBCLY02.dgn
 SURV. - PLOT CADD DES. - DR. - TR. - APP.

CITY OF WICHITA
 SB 143RD STREET EAST OVER
 SPRING BRANCH TRIBUTARY #4
 CONSTRUCTION LAYOUT II
 BR. NO. STA. 56+50.56