

GENERAL NOTES

Existing utilities and their locations, as shown on the plans, represent the best information obtainable for design. Location information has been obtained from record drawings or company provided field locations. The plan locations shown are not guaranteed. Additional existing utilities may also be encountered. The Contractor will be required to work around existing utilities within the right-of-way which do not conflict with proposed construction.

The Contractor shall notify Westar Energy to coordinate enclosure service connection, meter installation, joint use street light installation and all other activities to complete the traffic signal installation. Fees associated with this work shall be the responsibility of the Contractor. Joint use street lights to be served overhead by Westar Energy.

Existing traffic equipment salvaged and not reused shall be delivered to the City Yard at 1801 McLean Blvd.

Traffic Signal Equipment damaged during removal and re-installation procedures shall be replaced at the Contractor's expense.

The Contractor shall furnish and install all equipment and materials necessary for complete operation of each Traffic Signal system whether specifically mentioned or not.

Sta. 106+44, 45' Lt.
Adjust Traffic Signal Service Box
From Elev. 1298.27 to Elev. 1298.17
Contractor to Clean Out & Re-Grout as Needed

Sta. 106+43, 41' Lt.
Exist. Traffic Signal Pole (J.U.) with Mast Arm to Remain
Adjust Top Pole Base Elev. to 1297.86
Install Additional Signal Head on Mast Arm
See Sh. No. R50

Sta. 106+93, 32' Lt.
Remove Exist. Junction Box

Sta. 107+03, 44' Lt.
Exist. Traffic Signal Pole (J.U.) with Mast Arm to Remain
Adjust Top Pole Base Elev. to 1298.39
See Sh. No. R50

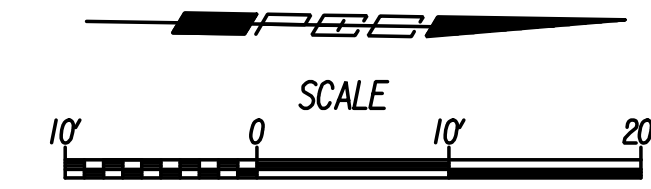
Sta. 107+10, 32' Lt.
Adjust Traffic Signal Service Box
From Elev. 1298.46 to Elev. 1298.33
Contractor to Clean Out & Re-Grout as Needed

Sta. 106+34, 32' Rt.
Adjust Traffic Signal Service Box
From Elev. 1298.49 to Elev. 1298.11
Contractor to Clean Out & Re-Grout as Needed

Sta. 106+35, 37' Rt.
Exist. Traffic Signal Pedestal (J.U.) to Remain
Adjust Top Pole Base Elev. to 1298.09
Remove Exist. Signal Head for S. Bd. Traffic
See Sh. No. R50

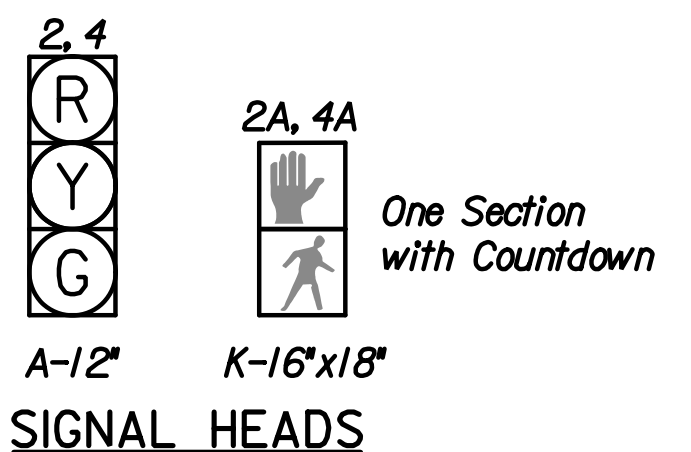
Sta. 107+21, 37' Rt.
Adjust Traffic Signal Service Box
From Elev. 1298.71 to Elev. 1298.75
Contractor to Clean Out & Re-Grout as Needed

Sta. 107+06, 38.50' Rt.
Install Traffic Signal Pole (J.U.) w/ 34' Mast Arm
Top Pole Base Elev. = 1298.03
Transfer Pedestrian Signal Indications from Existing Signal Pole
Remove Exist. Traffic Signal Pedestal
See Sh. No. R50

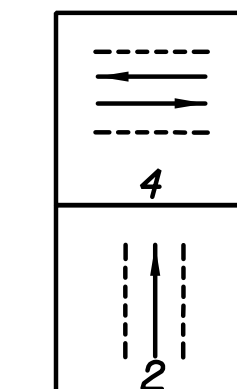


LEGEND

- 26' Traffic Signal Pole with Mast Arm & Length
- Traffic Signal Head
- Traffic Signal Head with Backplate
- Pedestrian Signal Head
- Pole Mounted Controller
- Service Box (Pre-Fab)
- R3-2 Sign
- R3-5R Sign
- R3-5L Sign
- Rigid Galvanized Conduit (RGC)
- Signal Phase
- Signal Pole Reference Number
- Street Name Sign
- Luminaire with Arm
- Meter and Enclosure



SIGNAL HEADS



PHASE DIAGRAM

① 2" PVC Conduit with Pull Wire for Joint Use Lighting.

Plotted By: svb Date: 7/14/2011 6:01:01 PM
 FILE: I:\2010\10310\signals\10310-SigMod 2nd ST.dgn

No.		Revision		By		Date	
ST. FRANCIS STREET							
TRAFFIC SIGNAL MODIFICATION							
ST. FRANCIS AND 2ND ST.							
JAMES L. ARMOUR, P.E. - CITY ENGINEER CITY OF WICHITA PROJECT NO. 472-84920							
Professional Engineering Consultants, P.A. 303 S. TOPEKA - WICHITA, KANSAS 67202 316-262-2691 • FAX 316-262-3003							
Designed by	JPS	Job No.	10310	Sht. R48 of 101			
Drawn by	SVB	Date	July, 2011				