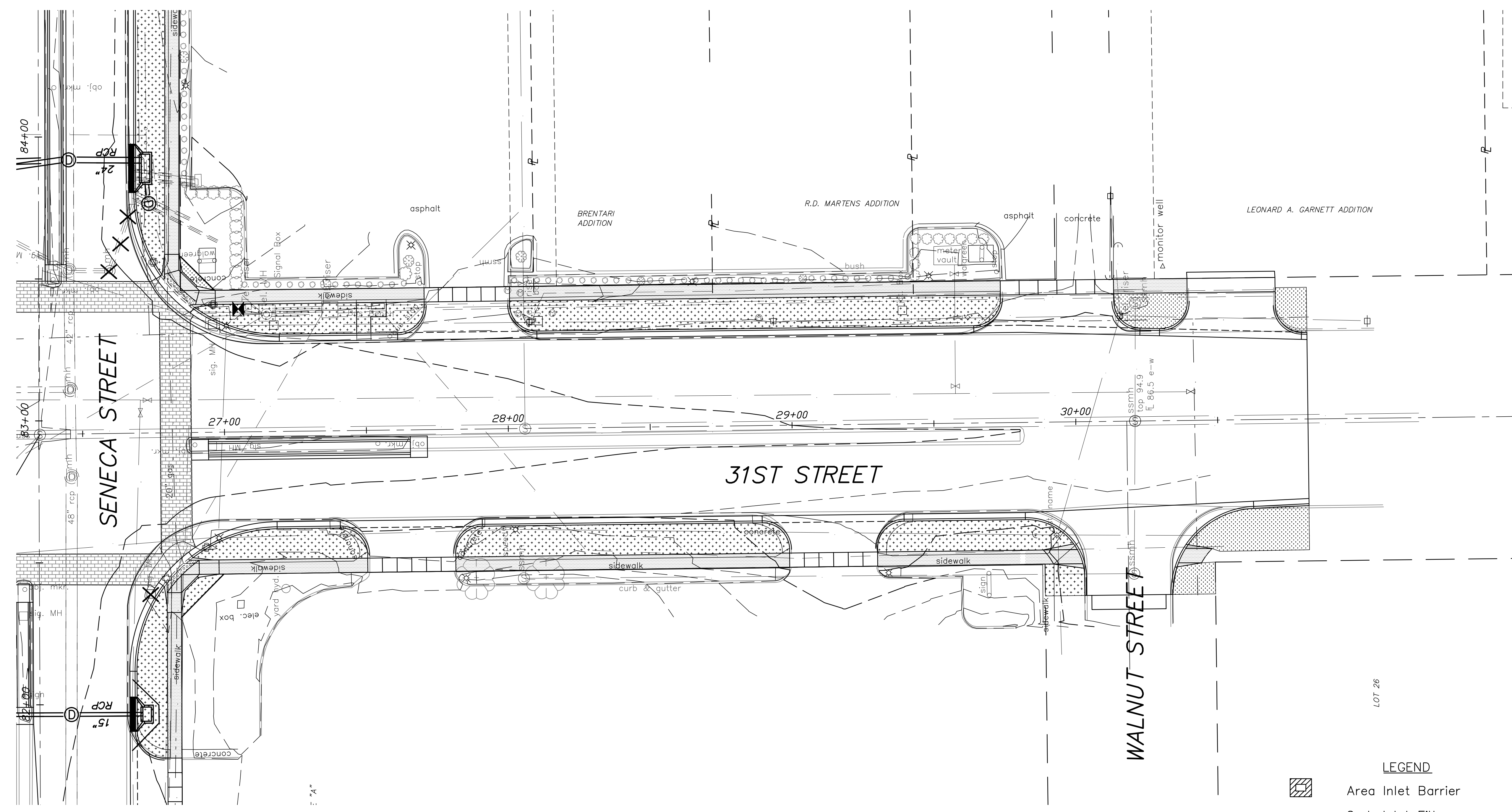
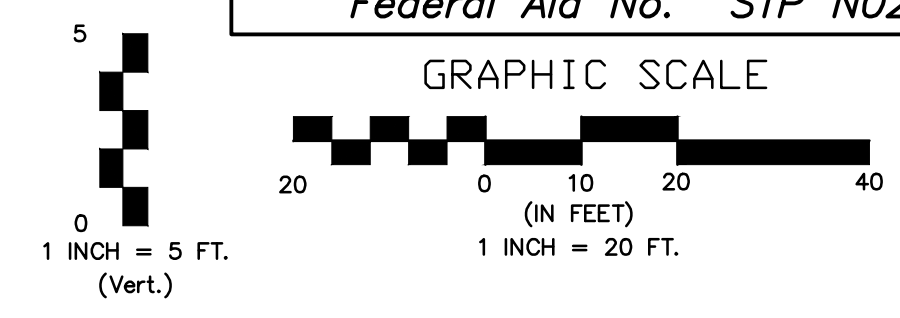


STATE	PROJECT NO.	YEAR	SHEET NO.	TOTAL SHEETS
KANSAS	87 N-0243-01	2005	82	169
Federal Aid No. STP N024(301)				



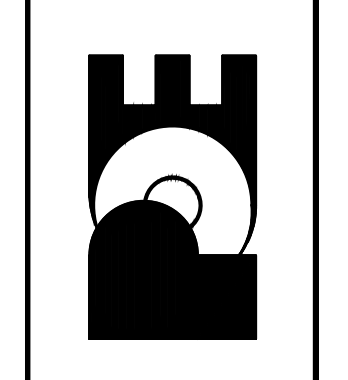
LEGEND

	Area Inlet Barrier
	Curb Inlet Filter
	Ditch Check
	Rock Ditch Check
	Silt Fence
	Bermuda Grass Sod
	Fescue Sod

No.	Date	By	Approved	Revision

SENECA STREET
1-235 TO 31ST STREET
CITY OF WICHITA, KANSAS
EROSION PLAN 26+88.18 to 30+81.83

POE & ASSOCIATES, INC.
CONSULTING ENGINEERS
5940 E. Central, Suite 200 □ Wichita, KS
67208-4242
Phone: 316.685-4114 □ FAX: 316.685-4444



FINAL

Engineer: P. FERGUSON
Designer: J. UNRUH
KDOT Job No.: 87 N-0502-01 Poe Job No.: 1794
Date: JANUARY 2010