

**NOTES**

- Contractor shall notify Traffic Engineering Department two weeks prior to start of construction.
- Temporary signals will be provided by Contractor.
- Traffic to be carried through construction. See Construction Traffic Control Plan.
- Contractor shall contact all utility companies which may be affected by this construction prior to beginning of construction.
- Service Box, Junction Box and conduit runs are typical only and should be adjusted during installation to clear obstructions and facilitate wiring as approved by the Engineer.
- The traffic signal system shall be complete and the Contractor shall furnish and install all equipment necessary for the satisfactory operation of electrical apparatus and for the complete operation of traffic signal system whether specifically mentioned or not.
- Signal equipment (mast arms, poles, cabinet, etc...) shall be black.
- The Contractor shall contact Westar to coordinate the power hook-up.
- Rigid steel conduit shall be installed under all roadways.

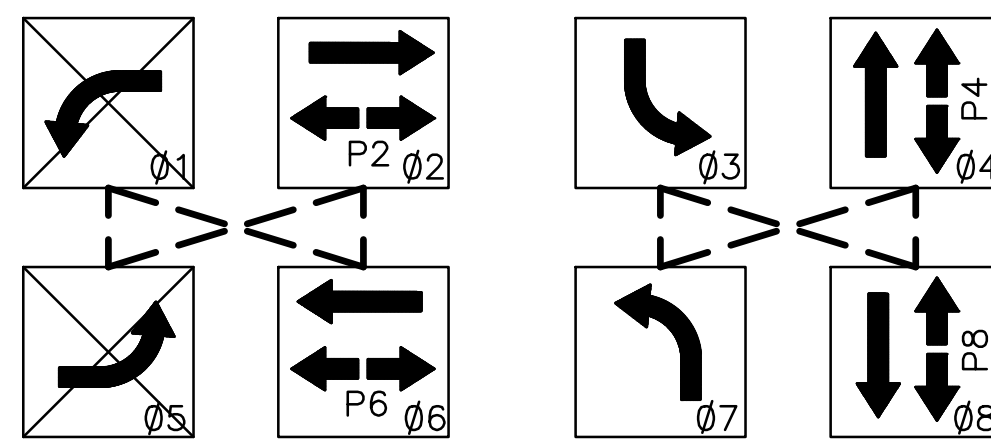
**DETECTION ZONE**

AREA NO.	SIZE	CAMERA	MOVEMENT CALLED
1	6' X 50'	2	1
2	6' X 50'	2	6
3	6' X 50'	2	6
4	6' X 50'	4	8
5	6' X 50'	4	8
6	6' X 50'	4	3
7	6' X 50'	3	2
8	6' X 50'	1	2

STATE	PROJECT NO.	YEAR	SHEET NO.	TOTAL SHEETS
KANSAS	87 N-0243-01	2005	85	169
Federal Aid No. STP N024(301)				

FUNCTION	PHASE TIMING							
	1	2	3	4	5	6	7	8
MAX. I								
MAX. II/HFDW								
WALK								
FLASH DW								
MAX. INITIAL								
MIN. GREEN								
TBR								
TTR								
CITY OF WICHITA TO PROVIDE								
OBSERVE GAP								
PASSAGE								
MIN. GAP								
ADD ACTUATION								
YELLOW								
RED CLEAR								
RED REVERT								
WALK II								

FUNCTION	FUNCTION TABLE							
	1	2	3	4	5	6	7	8
VEHICLE RECALL								
PEDESTRIAN RECALL								
RED LOCK								
YELLOW LOCK								
PERMIT								
PED. PHASES								
LEAD PHASES								
DOUBLE ENRTY								
SEQUENTIAL TIMING								
STARTUP YELLOW								
OVERLAP A								
OVERLAP B								
OVERLAP C								
OVERLAP D								
EXCLUSIVE								
SIMULTANEOUS GAP								



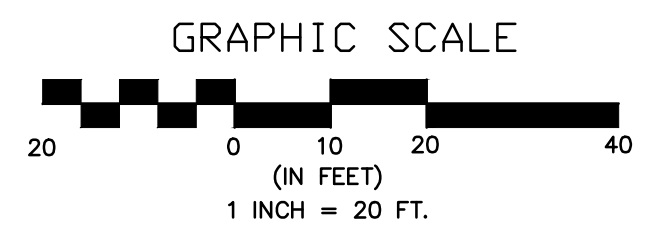
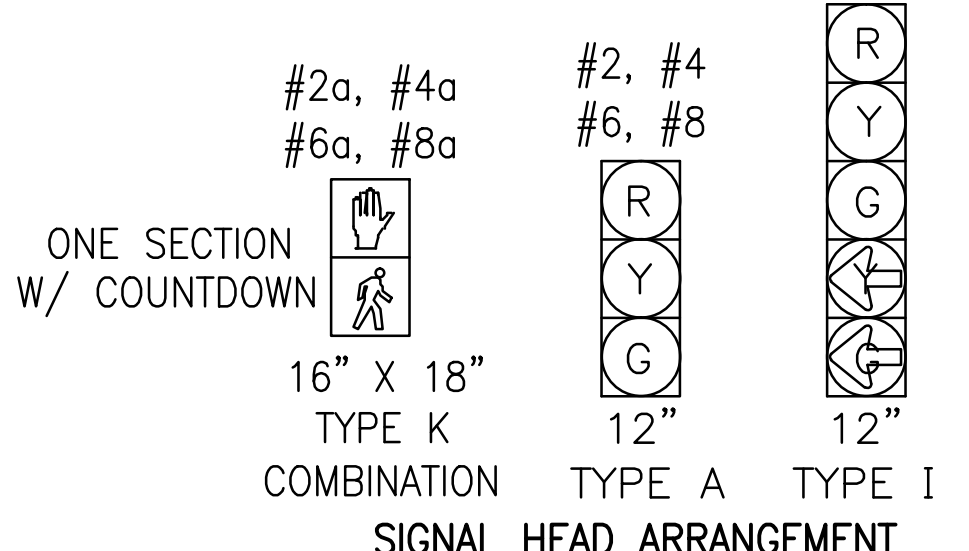
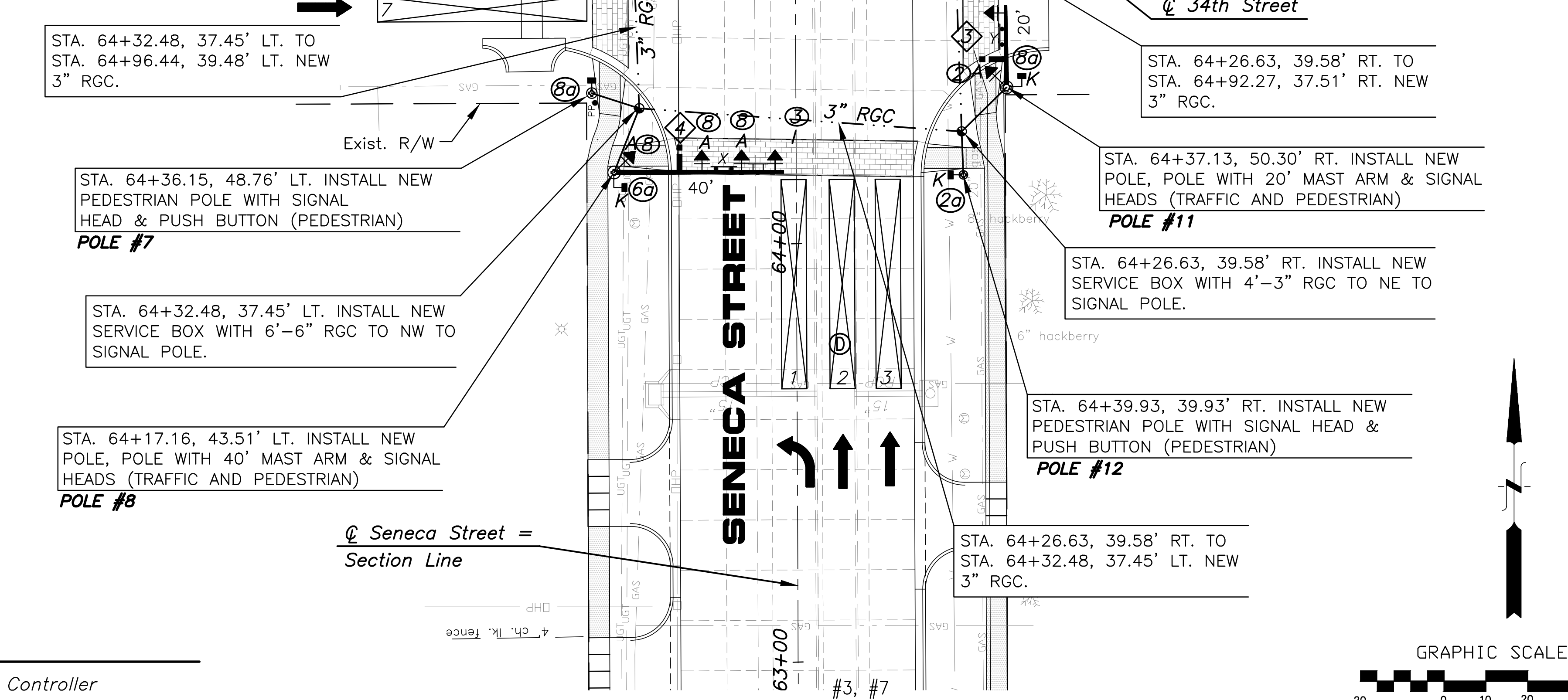
**SIGNAL PHASING**

--- Indicates that Phases may Time Concurrently

**LEGEND**

- Video Detection Camera
- Street Name Sign with Designation
- R10-12 (Left Turn Yield on Green)
- Detection Zone
- 3" Conduit
- Traffic Signal Pole with Mast Arm
- Pad Mounted Controller
- Pedestrian Signal and Push Button
- Service Box
- Power Supply
- Mast Arm Mounted Signal Head (with back plate)
- Vertical Bracket Mounted Signal Head (with type designation)

**34TH STREET SOUTH**



**KANSAS DEPARTMENT OF TRANSPORTATION**

**TRAFFIC SIGNAL PLAN**

SENECA STREET  
 1-235 TO 31ST STREET  
 CITY OF WICHITA, KANSAS  
 TRAFFIC SIGNAL PLAN  
 34TH STREET SOUTH AND SENECA STREET

**POE & ASSOCIATES, INC.**  
 CONSULTING ENGINEERS  
 5940 E. Central, Suite 200 | Wichita, KS  
 67208-4242  
 Phone: 316/685-4114 | FAX: 316/685-4444

**WILSON**  
 P. FERGUSON  
 Designer: J. UNRUH  
 KDOT Job No.: 87 N-0243-01  
 Project No.: 1794  
 Date: JANUARY 2010

Sheet  
 85 of 169