STATE	PROJECT NO.	YEAR	SHEET NO.	TOTAL SHEETS
KANSAS	87 N-0243-01	2005	86	169

Federal Aid No. STP N024(301)

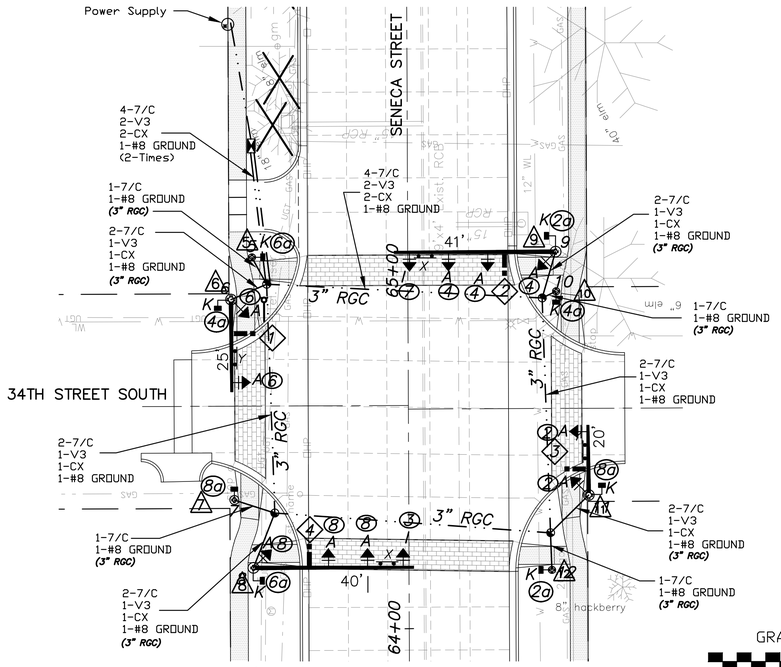

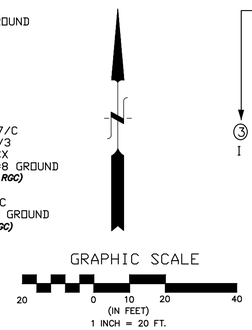

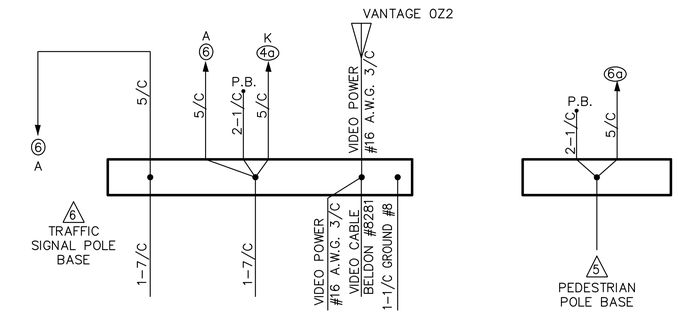

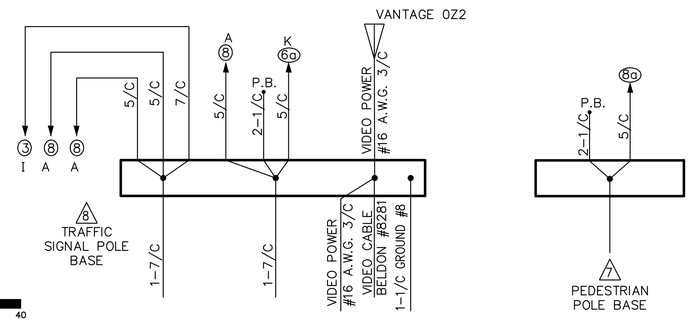

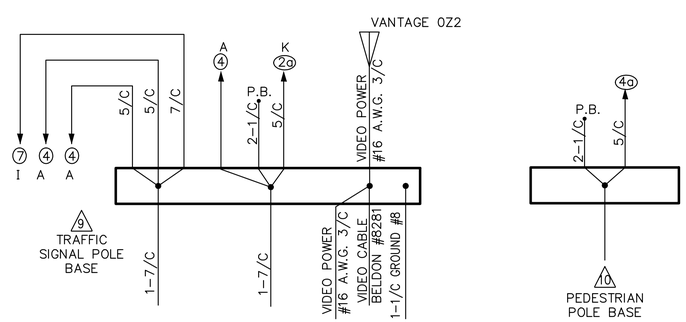

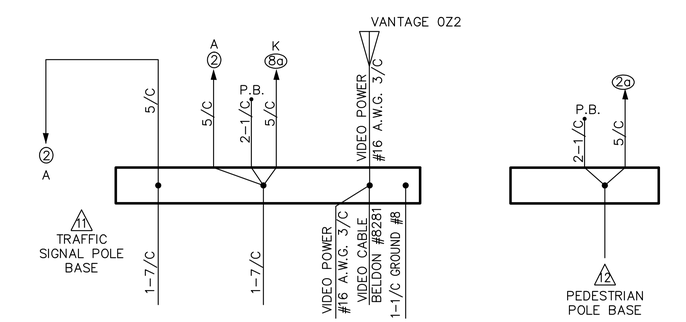

POLE WIRING DIAGRAMS

≠ #8AWG Equipment Ground (Green)

⊛ Power Supply

V3 Video Power Cable

CX Video Coax Cable

△1 Signal Pole Reference Number

All splices to be in pole base, no splices permitted within servce box.

TRAFFIC SIGNAL POLE SUMMARY

POLE NO	TYPE(1)	ARM LENGTH (FT.)	NO.OF SIGNALS ON ARM	BRACKET TYPE	X1 (FT.)	X2 (FT.)	X3 (FT.)	NO.OF SIGNALS ON POLE	BRACKET TYPE	NO.OF PUSH BUTTONS ON POLE	REMARKS
5	A	---	---	---	--	--	--	1	III	1	
6	B	25	1	I	23	--	--	2	II & III	1	
7	A	---	---	---	--	--	--	1	III	1	
8	B	45	3	I	21	11	8	2	II & III	1	
9	B	43	3	I	19	11	8	2	II & III	1	
10	A	---	---	---	--	--	--	1	III	1	
11	B	20	1	I	18	--	--	2	II & III	1	
12	A	---	---	---	--	--	--	1	III	1	

(1) A–15'Pedestal (Alum.)
B–20'Steel with Mast Arm(s)
C–35'Steel (Joint Use) with Mast Arm(s)
D–40'Steel with Mast Arm

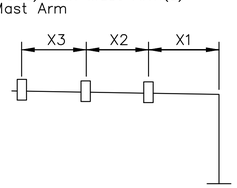

SUMMARY OF TRAFFIC SIGNAL HEADS

NUMBER	TYPE	QUANTITY
1	–	–
2	A	2
2A	K	2
3	I	1
4	A	3
4A	K	2
5	–	–
6	A	2
6A	K	2
7	I	1
8	A	3
8A	K	2
TOTAL		20

RECAPITULATION OF TRAFFIC SIGNAL QUANTITIES

ITEM	UNIT	QUANTITY
TRAFFIC SIGNAL INSTALLATION (Seneca St. & 34th St.)	LUMP SUM 1	LUMP SUM 1

QUANTITIES FOR INFORMATION ONLY

The traffic signal system shall be complete and the contractor shall furnish and install all equipment and materials necessary for the satisfactory operation of electrical apparatus and for the complete operation of the traffic signal system whether specifically mentioned or not.

NOTE: City of Wichita will provide controller; conflict monitor.

Top Coat Finish for Traffic Signal Poles & Controller Cabinet

All visually exposed exterior surfaces shall be coated with a urethane or triglycidyl isocyanurate (TGIC) polyester powder to a minimum dry film thickness (DFT) of 2.0 mils. Prior to application of the top coat, the surface shall be mechanically etched and pre–heated to 450 degrees F for a minimum of one hour. The coating shall be electro–statically applied and cured at a minimum temperature of 400 degrees F. The finished color for the poles shall be black.

Special Finish for Traffic Signal Equipment

The traffic signal, mounting brackets, signal head backs, sign backs, meter box, disconnect box, and miscellaneous hardware shall be shop painted with an aerosol lacquor celulose ester to match the traffic signal pole color. The Contractor shall submit two copies of the proposed coating system to the Engineer for approval prior to application. In addition to the requirements stipulated in the Standard Specifications, banding material shall be coated with ethylene–vinly–alcohol (EVA) copolymer. The color shall be black.

NOTE:
The contractor shall supply and install all necessary materials and equipment for the complete installation and operation of the traffic signal system whether specifically mentioned or not.

The Contractor shall secure, furnish, and install traffic signal poles that have been pre–ordered for this project from Valmont. The Contractor shall contact Gades Sales Co. @ 943–1219 % Graham Montgomery for additional information regarding the cost and delivery date for poles prior to submitting his bid. All costs associated with the procurement and installation of traffic signal poles shall be considered subsidiary to "Traffic Signal Installation".

TRAFFIC SIGNAL PLAN
WIRING PLAN

No.	Date	By	Approved	Revision

SENECA STREET
I–235 TO 31ST STREET
CITY OF WICHITA, KANSAS
TRAFFIC SIGNAL WIRING PLAN
34TH STREET SOUTH & SENECA STREET

POE & ASSOCIATES, INC.
CONSULTING ENGINEERS
5940 E. Central, Suite 200 Wichita, KS 67208-1242
Phone 316/685-4114 FAX 316/685-4444

FINAL

Engineer: P. FERGUSON
Designer: J. UNRUH
KDOT Job No.: 87 N-0243-01 Poe Job No.: 1794
Date: JANUARY 2010