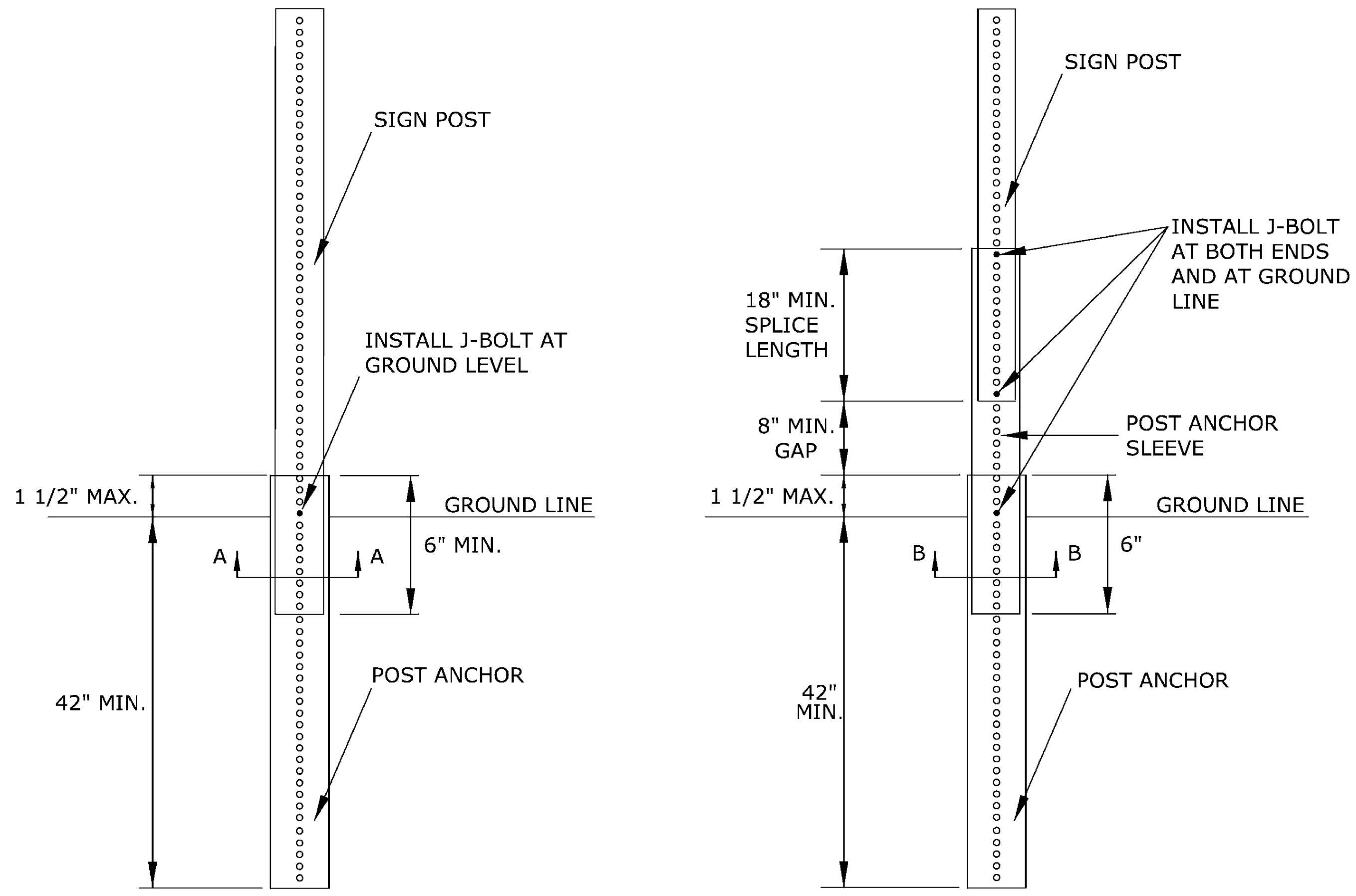


PERFORATED SQUARE STEEL TUBE (P.S.S.T.) POST SETUP



P.S.S.T. DETAIL

TELESCOPING P.S.S.T. DETAIL



DETAILS FOR 2\", 2 1/4\", OR 2 1/2\" SIGN POST

NOTES:

SIGN POSTS, POST ANCHORS, AND POST ANCHOR SLEEVES:

THE SIGN POSTS, POST ANCHORS, AND POST ANCHOR SLEEVES SHALL CONFORM TO (1) HOT ROLLED CARBON STEEL ASTM A-570 GRADE 33 OR ASTM STRUCTURAL QUALITY C 1021 WITH A HOT-DIPPED GALVANIZING CONFORMING TO ASHTO M-120 WITH AN INLINE SYSTEM FOLLOWED BY A CHROMATE CONVERSION AND A CROSS-LINKED POLYURETHANE ACRYLIC EXTERIOR COATING OR (2) A GALVANIZED FINISH COLD ROLLED CARBON STEEL ASTM A-446 GRADE A WITH A GALVANIZING CONFORMING TO ASTM A 525, DESIGNATION G-90.

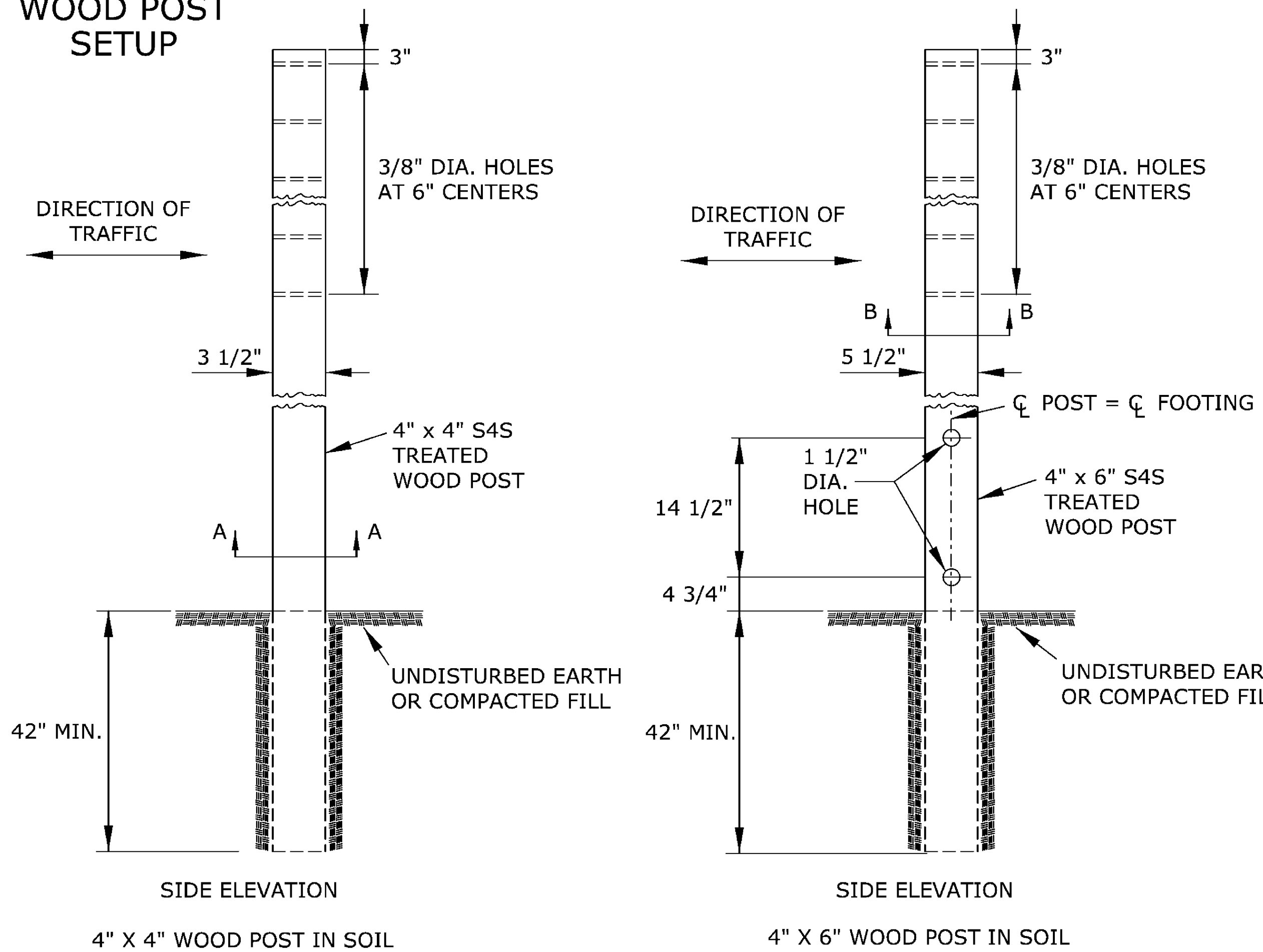
THE SIGN POST SHALL HAVE 7/16\" DIA. HOLES OR 7/16\" DIA. EMBOSSED RING (DIE-CUT KNOCKOUTS) AT 1\" CENTERS ON ALL FOUR SIDES FOR THE TOTAL LENGTH OF THE POST. THE CORNER BOLTS, NUTS, AND WASHERS SHALL BE BID SUBSIDIARY.

ALL HOLES SHALL BE DRILLED OR PUNCHED AND ALL WELDS, CUTS, BURRS, AND SHARP EDGES ARE TO BE SMOOTHED OFF BEFORE APPLICATION OF FINISH.

BASIS OF ACCEPTANCE:

ACCEPTING OF THE STEEL POSTS, ANCHORS, SLEEVES, AND FASTENERS FURNISHED TO COMPLY WITH THE ABOVE REQUIREMENTS WILL BE BASED ON RECEIPT AND APPROVAL OF A TYPE D CERTIFICATION AS DESCRIBED IN SECTION 2600 OF THE STANDARD SPECIFICATIONS FOR STATE ROAD AND BRIDGE CONSTRUCTION (2007) AND VISUAL INSPECTION FOR CONDITION AND DIMENSIONAL REQUIREMENTS.

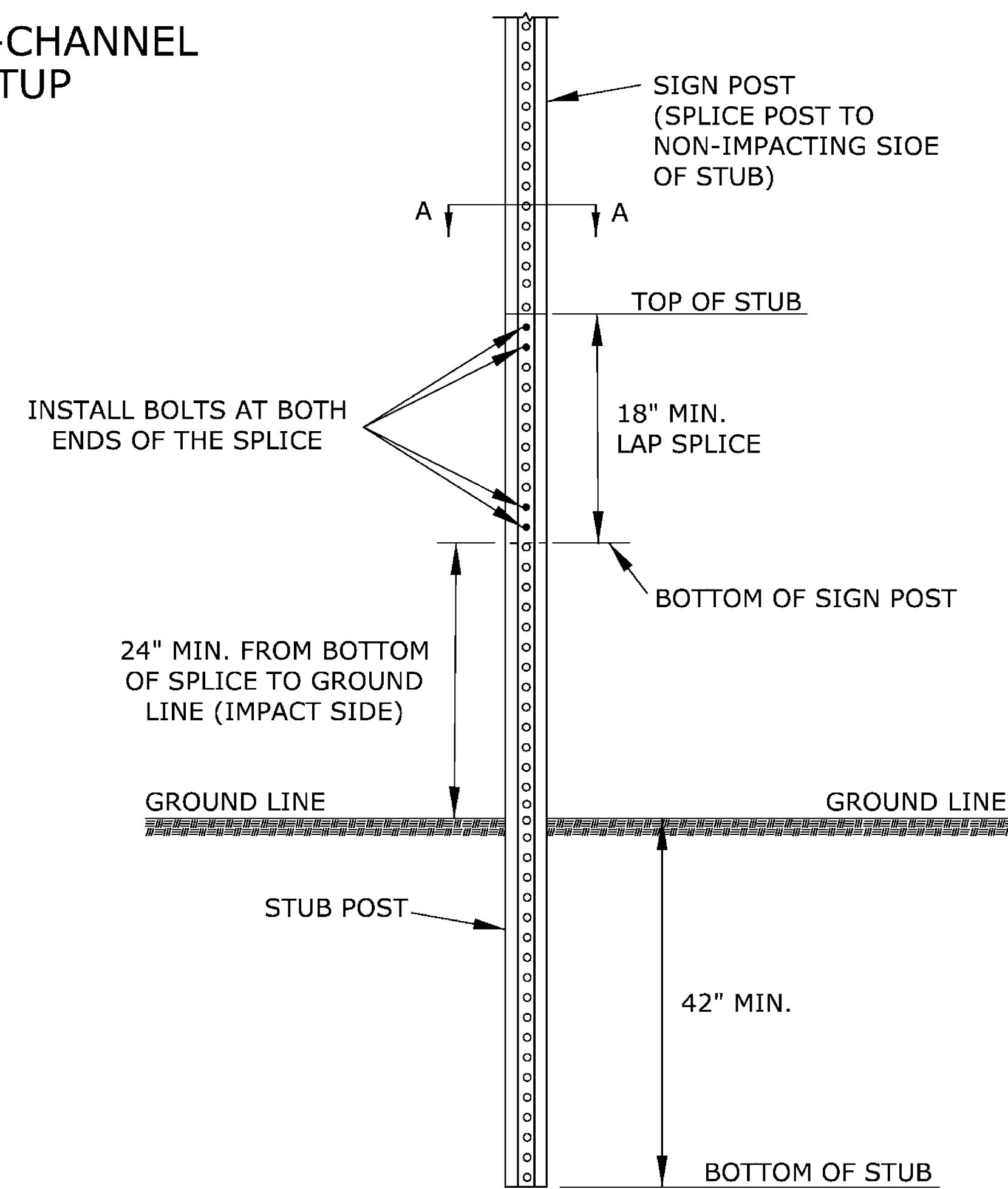
WOOD POST SETUP



4\" X 4\" WOOD POST IN SOIL

4\" X 6\" WOOD POST IN SOIL

3 LB/F U-CHANNEL SETUP

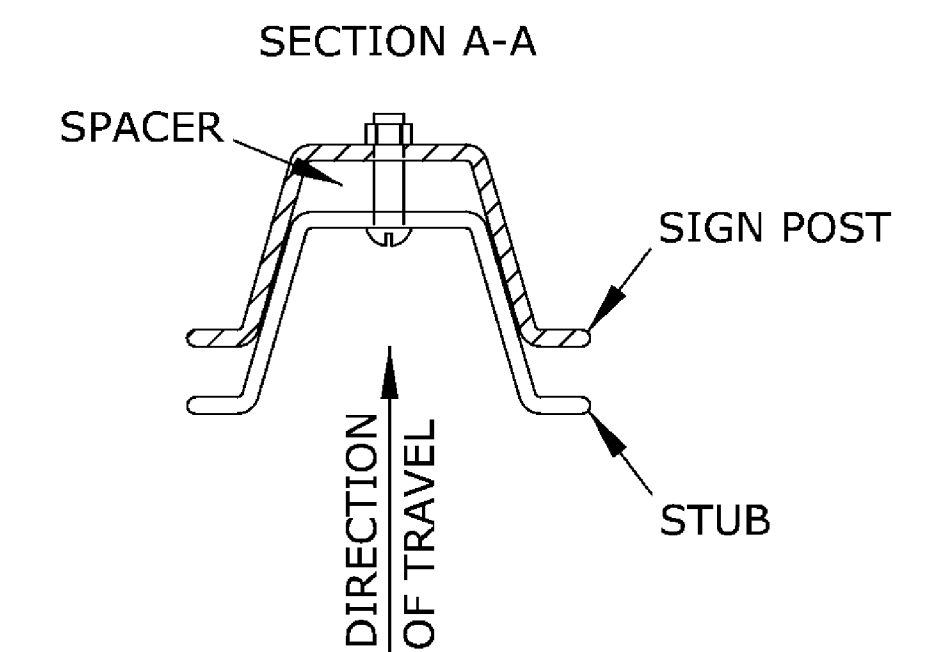


NOTES:

THE LAP SPLICE IS 18\" MIN. AND IS FASTENED BY FOUR 5/16\" DIA. GALVANIZED A449 BOLTS (SAE J429 GRADE 5) OR GALVANIZED A325 BOLTS.

TWO BOLTS AT BOTH ENDS OF THE SPLICE THROUGH THE HOLES NEAREST THE ENDS OF THE SPLICE.

SPACERS WILL BE USED OVER THE BOLTS BETWEEN THE SPLICED PIECES OF U-CHANNEL. THREADED OR UNTHREADED SPACERS MAY BE USED. DO NOT SUBSTITUTE PIPE OR OTHER \"THINGS\" FOR THE SPACERS.



3	6/1/10	Modified Post Anchor Sleeve Dimension	J.M.	A.A.A.
2	2/24/10	Added Sign Post Identification	J.M.	A.A.A.
1	4/20/09	Revised J-Bolt Detail	J.M.	A.A.A.
NO.	DATE	REVISIONS	BY	APP'D

KANSAS DEPARTMENT OF TRANSPORTATION

APPROVED TEMPORARY POST SETUPS

TE712 7/3/07

FHWA APPROVAL	6/1/2010	APP'D	Anthony A. Alrobalre
DESIGNED	B.A.H.	DETAILED	B.A.H.
QUANTITIES	TRACED	BY	APP'D
DESIGN CK.	DETAIL CK.	QUAN. CK.	TRACE CK.

Drawn By : mushoock
 File : TE712.dgn (TE712)
 Plotted : 08-SEP-2010 11:11
 Traffic

KDOT Graphics Certified