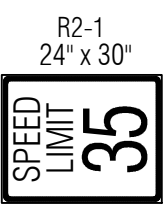
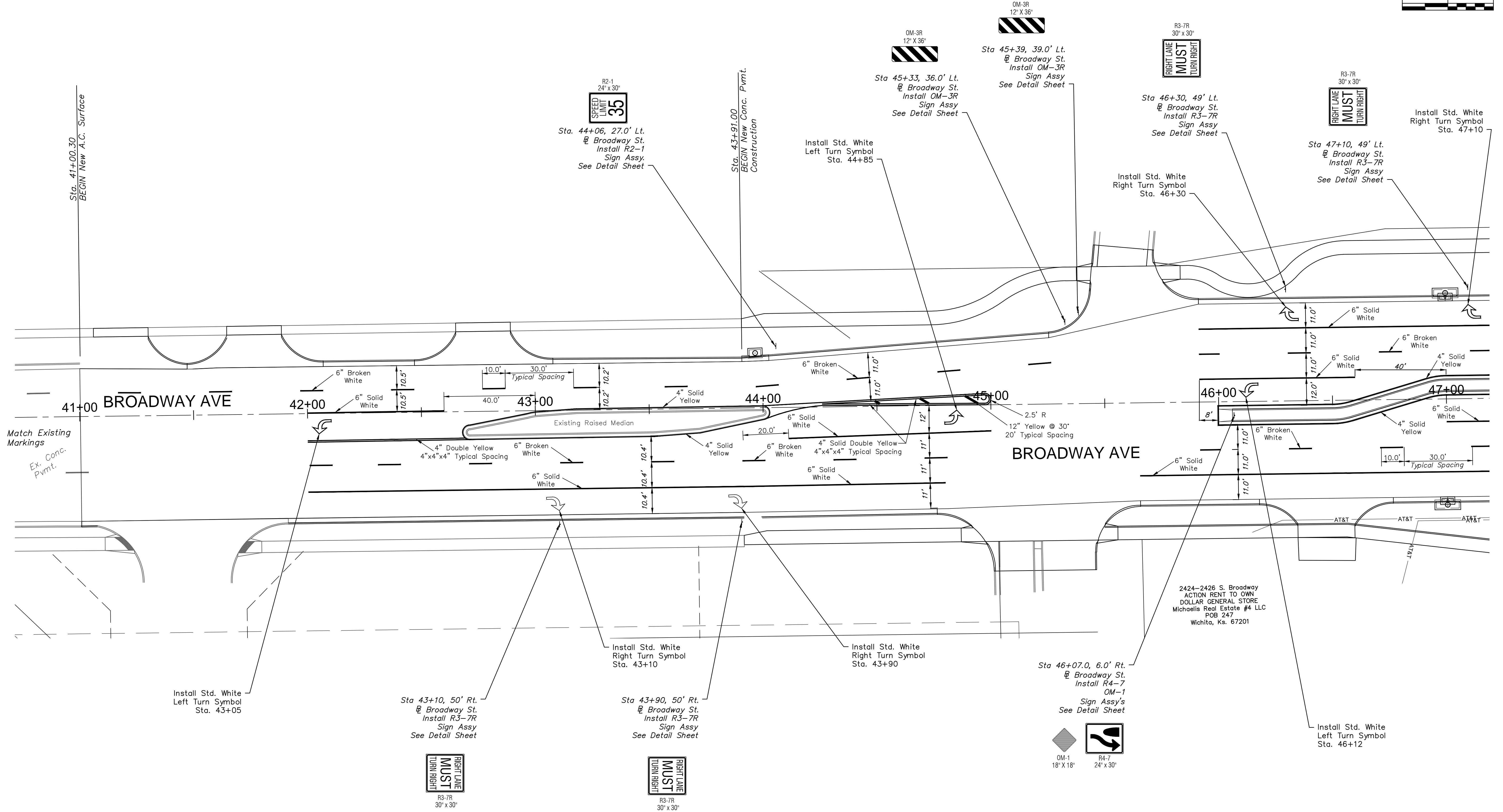
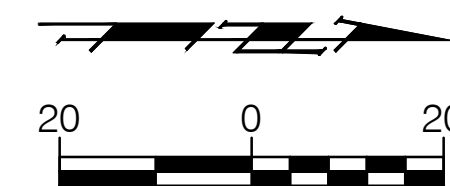


FHWA REGION NO.	STATE	PROJECT NO.	FISCAL YEAR	SHEET NO.	TOTAL SHEETS
7	KANSAS	87 N-0495-01	2011	30	64

HSIP-N049 (501)



Sta. 44+06, 27.0' Lt.
@ Broadway St.
Install R2-1
Sign Assy.
See Detail Sheet



Sta 45+33, 36.0' Lt.
@ Broadway St.
Install OM-3R
Sign Assy
See Detail Sheet



Sta 45+39, 39.0' Lt.
@ Broadway St.
Install OM-3R
Sign Assy
See Detail Sheet



Sta 46+30, 49' Lt.
@ Broadway St.
Install R3-7R
Sign Assy
See Detail Sheet



Sta 47+10, 49' Lt.
@ Broadway St.
Install R3-7R
Sign Assy
See Detail Sheet

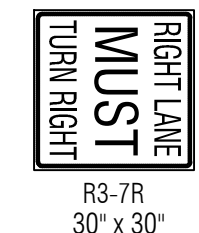
Install Std. White
Right Turn Symbol
Sta. 47+10

Match Existing
Markings
Ex. Conc.
Pvmt.

2424-2426 S. Broadway
ACTION RENT TO OWN
DOLLAR GENERAL STORE
Michaelis Real Estate #4 LLC
POB 247
Wichita, Ks. 67201


Install Std. White
Left Turn Symbol
Sta. 43+05

Sta 43+10, 50' Rt.
@ Broadway St.
Install R3-7R
Sign Assy
See Detail Sheet




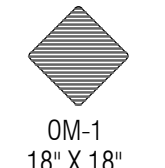
Install Std. White
Right Turn Symbol
Sta. 43+10

Sta 43+90, 50' Rt.
@ Broadway St.
Install R3-7R
Sign Assy
See Detail Sheet



Install Std. White
Right Turn Symbol
Sta. 43+90

Sta 46+07.0, 6.0' Rt.
@ Broadway St.
Install R4-7
OM-1
Sign Assy's
See Detail Sheet



Install Std. White
Left Turn Symbol
Sta. 46+12

Drawing File: E:\Projects\Pawnee & Broadway\Civil 3d\Base

Design: T. Azlere
Drawn: JDM
Approved: T. Azlere
Scale: 1"=20'

Project No. 09-12-E435 CAPITAL IMPROVEMENT PROJECT
PAVEMENT MARKING
PAWNEE / BROADWAY INTERSECTION

Baughman Company, P.A.
315 Ellis St. Wichita, KS 67211 P 316-262-7271 F 316-262-0149
ENGINEERING | SURVEYING | PLANNING | LANDSCAPE ARCHITECTURE

July, 2011
SHEET 30 OF 64