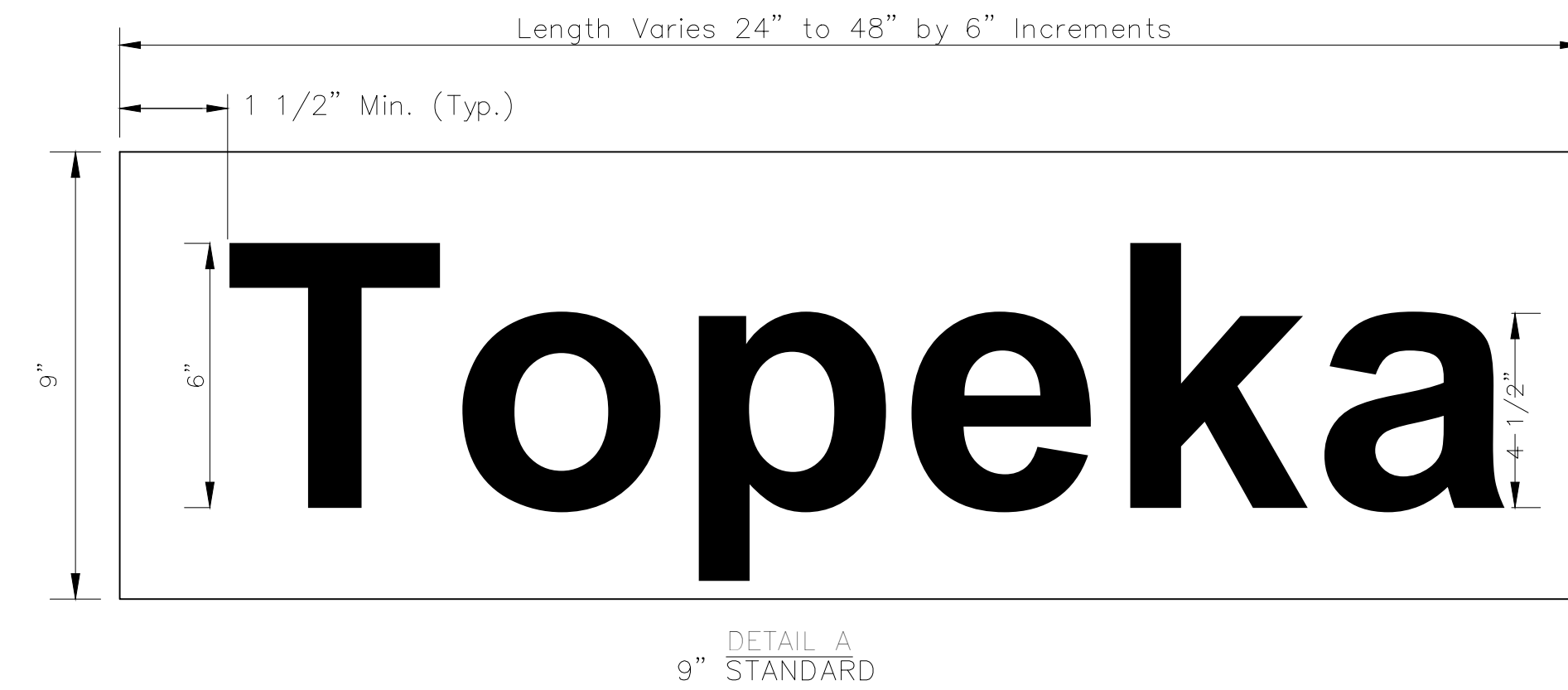
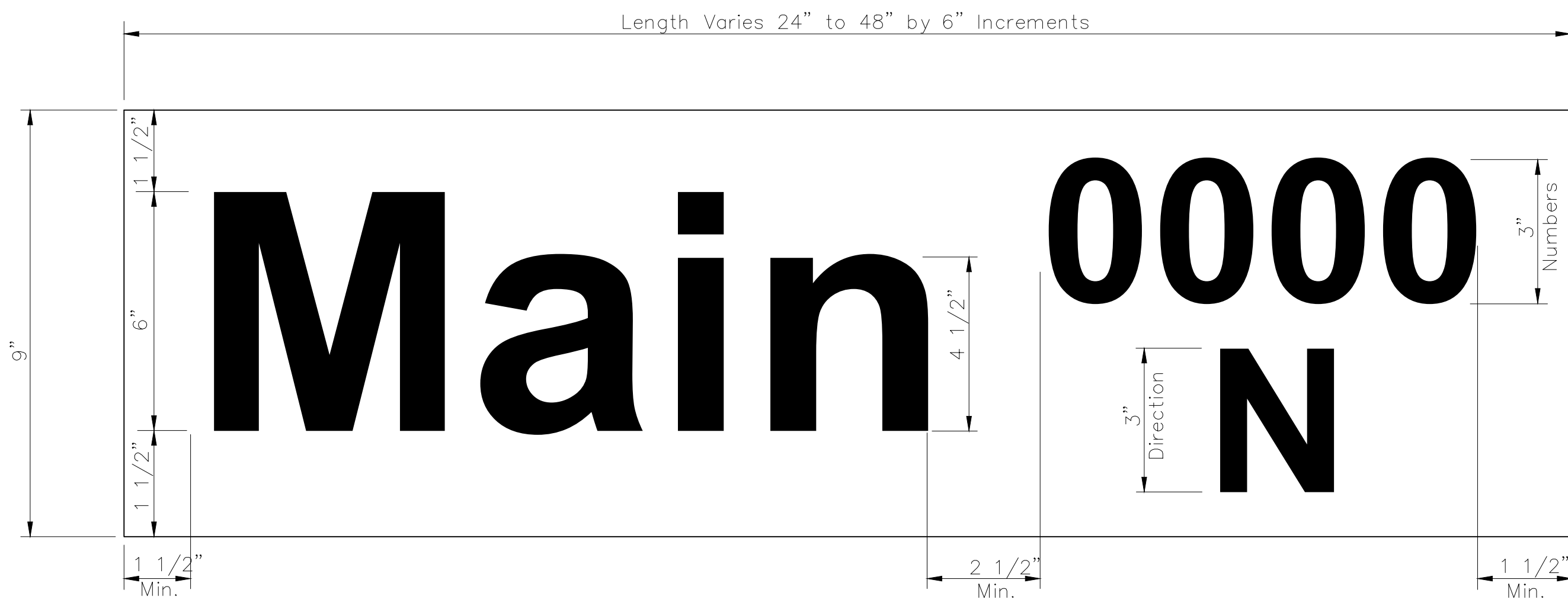


TYPICAL TRAFFIC CONTROL AND STREET NAME SIGN MOUNTING INSTALLATION  
CURB AND GUTTER SECTION

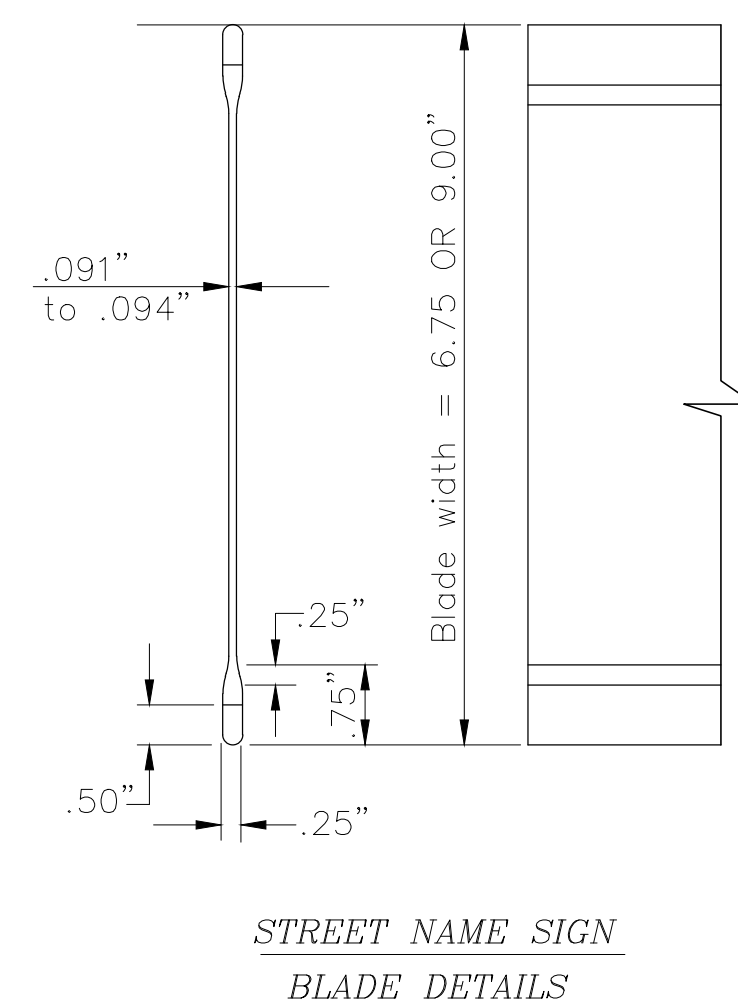


DETAIL A  
9" STANDARD




DETAIL B  
9" METRO

SIGN ASSEMBLY TABLE - PROJECT TOTALS					
STREET	STATION	OFFSET	SIGN	DESCRIPTION	QTY
Pawnee	8+10.0	49.0' RT	R3-7R	RT LN MUST TURN RT	1 Ea.
Pawnee	8+85.0	49.0' RT	R3-7R	RT LN MUST TURN RT	1 Ea.
Pawnee	12+10.0	49.0' RT	R3-7R	RT LN MUST TURN RT	1 Ea.
Pawnee	13+10.0	50.5' Rt	R3-7R	RT LN MUST TURN RT	1 Ea.
Broadway	43+00.0	50.0' RT	R3-7R	RT LN MUST TURN RT	1 Ea.
Broadway	44+00.0	50.0' RT	R3-7R	RT LN MUST TURN RT	1 Ea.
Broadway	46+45.0	49.0' Lt	R3-7R	RT LN MUST TURN RT	1 Ea.
Broadway	47+05.0	49.0' LT	R3-7R	RT LN MUST TURN RT	1 Ea.
Broadway	47+50.0	49.0' Rt	R3-7R	RT LN MUST TURN RT	1 Ea.
Broadway	48+00.0	49.0' LT	R3-7R	RT LN MUST TURN RT	1 Ea.
Broadway	48+50.0	49.0' Rt	R3-7R	RT LN MUST TURN RT	1 Ea.
TOTAL					11 Ea.
Broadway	45+33.0	36.0' Lt	OM-3R	HAZARD PANEL	1 Ea.
Broadway	45+39.0	40.0' LT	OM-3R	HAZARD PANEL	1 Ea.
TOTAL					2 Ea.
Pawnee	7+64.8	4.5' Rt	OM-1	HAZARD PANEL	1 Ea.
Pawnee	9+25.5	6.0' LT	OM-1	HAZARD PANEL	1 Ea.
Pawnee	10+73.2	6.0' Rt	OM-1	HAZARD PANEL	1 Ea.
Pawnee	13+29.4	7.5' Rt	OM-1	HAZARD PANEL	1 Ea.
Broadway	46+07.0	6.0' RT	OM-1	HAZARD PANEL	1 Ea.
Broadway	49+15.5	6.0' LT	OM-1	HAZARD PANEL	1 Ea.
Broadway	50+74.2	6.0' Rt	OM-1	HAZARD PANEL	1 Ea.
Broadway	53+89.0	0.8' RT	OM-1	HAZARD PANEL	1 Ea.
TOTAL					8 Ea.
Pawnee	7+64.8	4.5' Rt	R4-7	KEEP RIGHT (SYMBOL)	1 Ea.
Pawnee	9+25.5	6.0' LT	R4-7	KEEP RIGHT (SYMBOL)	1 Ea.
Pawnee	10+75.0	5.81' Rt	R4-7	KEEP RIGHT (SYMBOL)	1 Ea.
Pawnee	13+28.5	8.15' RT	R4-7	KEEP RIGHT (SYMBOL)	1 Ea.
Broadway	46+07.0	6.0' RT	R4-7	KEEP RIGHT (SYMBOL)	1 Ea.
Broadway	49+15.5	6.0' LT	R4-7	KEEP RIGHT (SYMBOL)	1 Ea.
Broadway	50+74.2	6.0' Rt	R4-7	KEEP RIGHT (SYMBOL)	1 Ea.
Broadway	53+89.0	0.8' RT	R4-7	KEEP RIGHT (SYMBOL)	1 Ea.
TOTAL					8 Ea.
Pawnee	9+68.1	10.3' LT	R10-12	LT TURN YD ON GREEN	1 Ea.
Pawnee	10+63.3	9.6' Rt	R10-12	LT TURN YD ON GREEN	1 Ea.
Broadway	49+22.4	9.1' LT	R10-12	LT TURN YD ON GREEN	1 Ea.
Broadway	50+59.6	10.0' Rt	R10-12	LT TURN YD ON GREEN	1 Ea.
TOTAL					4 Ea.
Pawnee	9+68.1	32.4' LT	D-3	STREET NAME SIGN	1 Ea.
Pawnee	10+63.3	45.0' Rt	D-3	STREET NAME SIGN	1 Ea.
Broadway	49+22.4	31.7' LT	D-3	STREET NAME SIGN	1 Ea.
Broadway	50+59.6	32.0' Rt	D-3	STREET NAME SIGN	1 Ea.
TOTAL					4 Ea.
Pawnee	12+50.0	49.0' Rt	R2-1	SPEED LIMIT SIGN	1 Ea.
BROADWAY	44+06.0	27.0' Lt	R2-1	SPEED LIMIT SIGN	1 Ea.
BROADWAY	52+00.0	36.0' Rt	R2-1	SPEED LIMIT SIGN	1 Ea.
TOTAL					3 Ea.



STREET NAME SIGN  
BLADE DETAILS


STREET NAME SIGN ASSEMBLY TABLE					
STREET	STATION	OFFSET	TYPE	STREET NAME	BLADE QUANTITIES
Broadway	49+35	73.0' LT	9" Metro	Pawnee (200 E)	1
			9" Metro	Broadway (2400 S)	1
Broadway	50+47	60.0' RT	9" Metro	Pawnee (300 E)	1
			9" Metro	Broadway (2300 S)	1
TOTAL SIGN BLADES					4




9" Metro  
Size Varies (See Dtl)



9" Metro  
Size Varies (See Dtl)



R4-7  
24" X 30"



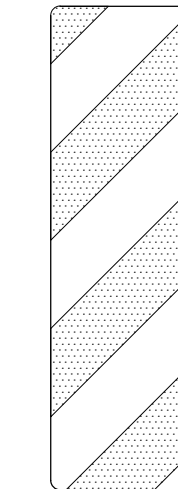
R10-12  
24" X 30"




R3-7R  
30" X 30"



OM-1  
18" X 18"



OM-3R  
(12"x36")



R2-1  
24" X 30"



D-3  
18" X 60"



D-3  
18" X 60"

NOTE: REFERENCES BELOW TO "STANDARD SPECIFICATIONS" DENOTE "STANDARD SPECIFICATION FOR STATE ROAD AND BRIDGE CONSTRUCTION EDITION 1990" BY THE KANSAS DEPARTMENT OF TRANSPORTATION.

- POST ANCHORS: POSTS SHALL BE ANCHORED WITH A YIELDING BASE POST SUPPORT AS DETAILED.
- POSTS FOR TRAFFIC CONTROL SIGNS: POSTS SHALL CONFORM TO THE REQUIREMENTS OF DIVISION 812 OF THE STANDARD SPECIFICATIONS EXCEPT THAT ALL POSTS SHALL WEIGH 3 LBS./FOOT MINIMUM.
- POSTS FOR STREET NAME SIGNS (SNS): POSTS SHALL BE 9 FEET LONG, CONSTRUCTED FROM 2 3/8" O.D. GALVANIZED STEEL PIPE WEIGHING A MINIMUM OF 3 LBS./FOOT. POSTS SHALL BE POSITIONED SO THAT THE BOTTOM BLADE IS 7 FEET ABOVE GRADE.
- POSTS FOR END OF ROADWAY SIGN TO BE 8' LONG AND 1 INSTALLED A MINIMUM OF 4' FROM ROADWAY TO BOTTOM OF SIGN.
- SIGN BLANKS FOR TRAFFIC CONTROL SIGNS: SIGN BLANKS SHALL BE FABRICATED FROM 0.080" ALUMINUM ALLOY 6063-T6 CONFORMING TO THE REQUIREMENTS OF DIVISION 1600 OF THE STANDARD SPECIFICATIONS.
- SIGN BLADES FOR STREET NAME SIGNS: EXTRUDED ALUMINUM BLADES SHALL BE ALUMINUM ALLOY CONFORMING TO 6063-T6 OR 5052-H38 (ASTM SPECIFICATION B221, LATEST ISSUE). BLADES SHALL HAVE AN ALODINE OR PHOSPHATE ETCHED FINISH. BLADES SHALL HAVE SQUARE CORNERS AND NO HOLES.  
  
MINIMUM BLADE LENGTH SHALL BE 24". MAXIMUM BLADE LENGTH SHALL BE 48". LENGTH VARIES BY INCREMENTS OF 6". BLADES BEARING THE STREET NAMES SHALL BE FIRMLY ATTACHED TO THE MOUNTING BRACKETS USING ALLEN-TYPE SET SCREWS. THE BLADES SHALL BE ORIENTED PARALLEL TO THE STREET.
- MOUNTING BRACKETS FOR SIGNS: DIE-CAST ALUMINUM BRACKETS SHALL BE ALUMINUM ALLOY 360 HAVING A TENSILE STRENGTH OF 44,000 PSI. THE BRACKETS SHALL BE SMOOTHLY FINISHED FREE OF PITS, BURRS, AND FLAWS. EACH BRACKET SHALL BE TAPPED AND DRILLED FOR 5/16" ZINC-PLATED ALLEN-TYPE SET SCREWS HAVING SELF-LOCKING SAW-TOOTH ENDS.
- FASTENERS: ALL STEEL FASTENERS FOR TRAFFIC CONTROL SIGNS SHALL BE GALVANIZED AND SHALL CONFORM TO THE REQUIREMENTS OF DIVISION 1616 OF THE STANDARD SPECIFICATIONS.
- REFLECTIVE SHEETING: REFLECTIVE SHEETING SHALL BE TYPE II - HIGH PERFORMANCE GLASS HA IN ACCORDANCE WITH SUBSECTION 2201 OF THE STANDARD SPECIFICATIONS.
- PROCESS INK: ALL PROCESS INK SHALL CONFORM TO THE REQUIREMENTS OF SUBSECTION 2202 OF THE STANDARD SPECIFICATIONS.
- DETAILS: REGULATORY AND WARNING SIGNS SHALL CONFORM TO THE DETAILS IN "STANDARD HIGHWAY SIGNS", FHWA, 1979.
- DETAILS - SNS: THE REFLECTIVE SHEETING FOR THE 6 3/4" STANDARD SIZE SNS IS TO BE THE HIGHWAY GREEN BACKGROUND WITH SILVER-WHITE #2 COPY WITH 4" UPPER CASE AND LOWER CASE PRIMARY COPY AND SUFFIX COPY. BOTH SERIES "C". FACES TO TRIM TO A 6 1/4". (SEE DETAIL A.)

THE REFLECTIVE SHEETING FOR THE 9" METRO SIZE SNS IS TO BE THE HIGHWAY GREEN BACKGROUND WITH SILVERWHITE #2 COPY WITH 5" UPPER CASE AND LOWER CASE PRIMARY COPY AND SUFFIX THE CARDINAL DIRECTION CENTERED DIRECTLY COPY. BOTH SERIES "C". BELOW THE BLOCK NUMBER SHALL BE AN UPPER CASE, 3" SERIES "C" LETTER. FACES TO TRIM TO A 8 1/2" WIDTH. (SEE DETAIL B.)

FOR CUL-DE-SAC STREETS, A 9" METRO SIZE BLADE SHALL BE USED WITH THE HOUSE NUMBERS DISPLAYED BENEATH THE STREET NAME. LETTERING TO BE THE SAME AS FOR THE 6 3/4" SIZE BLADE, EXCEPT THAT THE HOUSE NUMBER INFORMATION SHALL BE 4" SERIES "C".

SHOP DRAWINGS OF LAYOUT FOR SNS SHALL BE SUBMITTED TO THE TRAFFIC ENGINEERING DIVISION OF THE CITY OF WICHITA FOR APPROVAL PRIOR TO FABRICATION.

THE FINISHED SIGNS AS SUPPLIED SHALL BE OF GOOD APPEARANCE, FREE FROM RAGGED EDGES, CRACKS SCALES OR BLISTERS AND SHALL BE CLEAN-CUT. SIGNS SHALL BE PACKED IN SUCH MANNER AS TO PREVENT DAMAGE OR DEFAACEMENT DURING SHIPMENT OR STORAGE.

- PERMANENT TRAFFIC CONTROL AND SNS: PERMANENT TRAFFIC CONTROL AND SNS SHALL BE MEASURED AND PAID FOR AT THE LUMP SUM PRICE FOR SIGNING. THE PAYMENT AS SET FORTH ABOVE SHALL BE CONSIDERED FULL COMPENSATION FOR ALL EXCAVATION, BACKFILLING, POSTS, ANCHORS, FASTENERS, MATERIALS, LABOR, TOOLS AND INCIDENTALS NECESSARY TO COMPLETE THIS WORK.