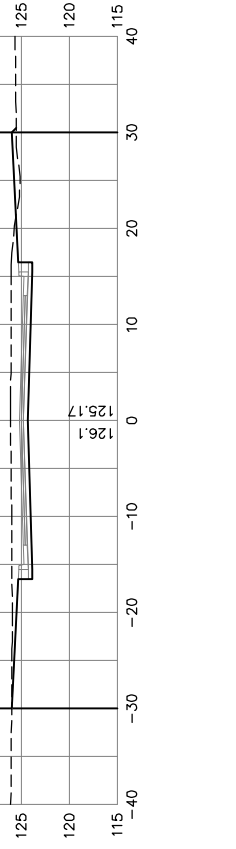
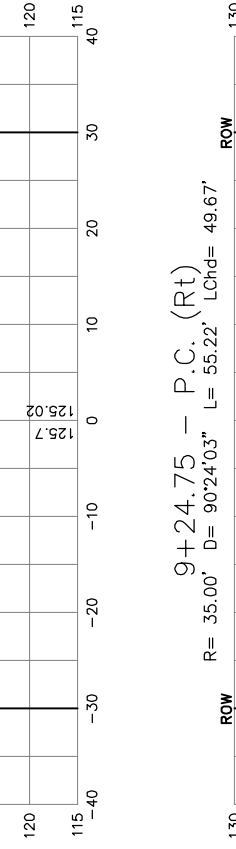
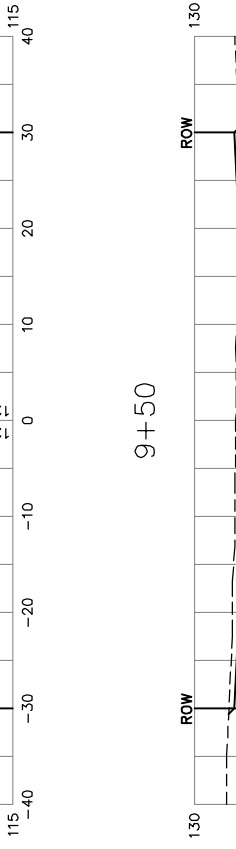
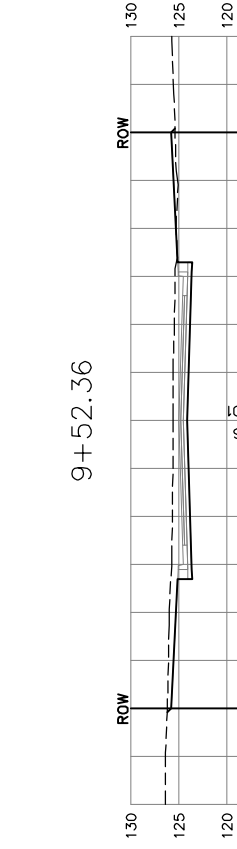
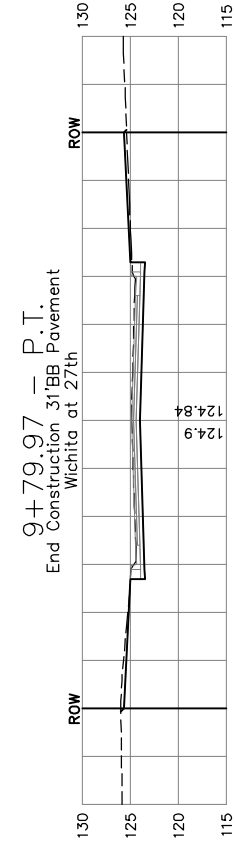
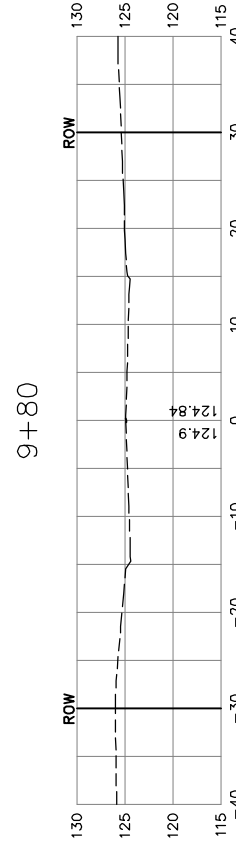

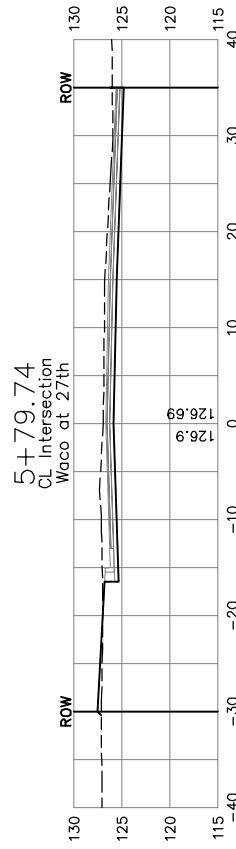
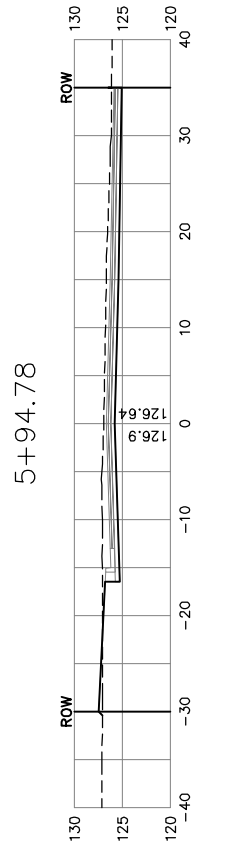
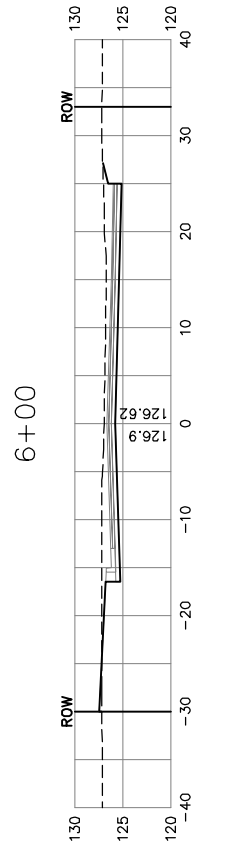
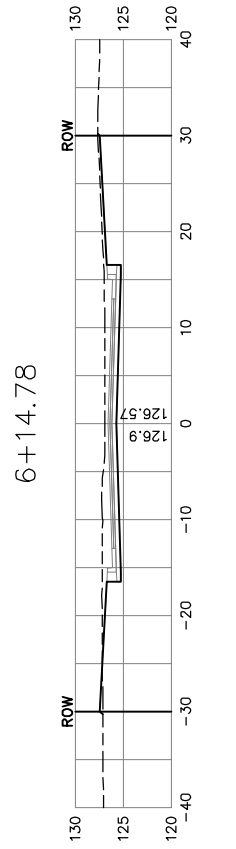
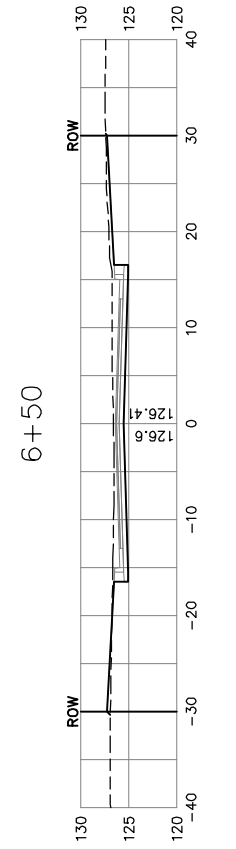
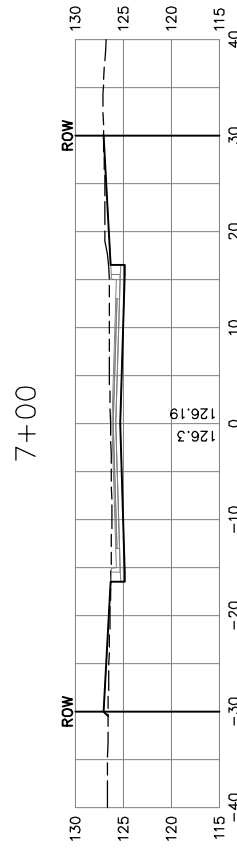
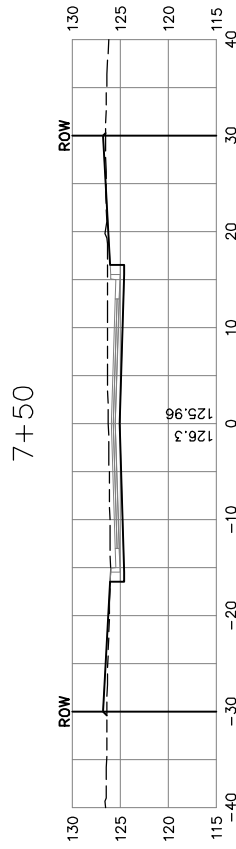
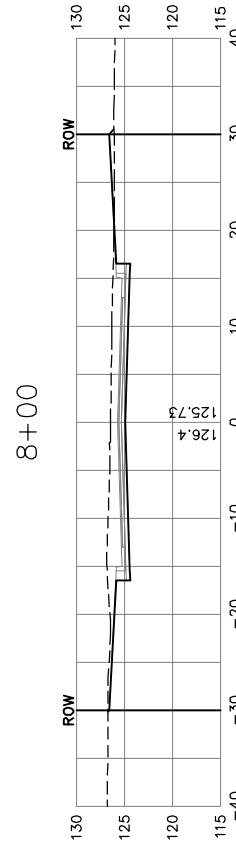
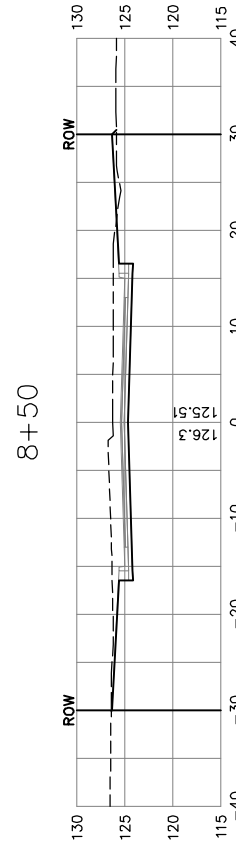


STATION	AREAS Square Feet		VOLUMES Cubic Yards		CUMULATIVE VOLUMES Cubic Yards	
	CUT	FILL	CUT	FILL	CUT	FILL
0+00	0.00	0.00	2.61	0.39	2.61	0.39
0+04.70	29.98	4.43	15.20	2.51	17.81	2.90
0+18.70	28.64	5.25	40.58	6.35	58.39	9.25
0+50	41.37	5.71	89.81	7.51	148.20	16.76
1+00	55.62	2.41	110.43	3.30	258.62	20.06
1+50	63.64	1.16	35.18	0.58	293.80	20.64
1+64.65	66.02	0.97	54.98	0.91	348.78	21.55
1+84.65	82.43	1.48	45.02	0.80	393.80	22.36
1+99.72	78.88	1.40	0.82	0.01	394.62	22.37
2+00	78.84	1.40	45.54	0.90	440.15	23.27
2+14.77	87.64	1.89	57.47	1.45	497.63	24.72
2+34.77	67.54	2.02	39.54	0.81	537.17	25.53
2+50	72.67	0.84	66.86	1.71	604.03	27.24
2+75.32	69.91	2.81	65.38	1.34	669.41	28.58
3+00	73.15	0.13	118.88	1.32	788.28	29.91
3+50	55.23	1.30	77.85	3.42	866.14	33.33
3+90	49.87	3.32	19.15	0.99	885.29	34.31
4+00	53.56	2.00	114.22	1.85	999.51	36.17
4+50	69.80	0.00	132.03	0.00	1131.54	36.17
5+00	72.79	0.00	123.31	0.00	1254.85	36.17
5+44.73	76.08	0.00	14.65	0.00	1269.50	36.17
5+50	74.03	0.00	40.12	0.02	1309.62	36.18
5+64.73	73.05	0.07	38.42	0.57	1348.05	36.75
5+79.74	65.19	1.97	36.83	0.98	1384.88	37.74
5+94.78	67.06	1.55	12.59	0.22	1397.47	37.96
6+00	63.23	0.74	32.81	0.41	1430.28	38.37
6+14.78	56.63	0.76	68.91	1.53	1499.19	39.90
6+50	49.02	1.59	86.71	4.37	1585.90	44.27
7+00	44.62	3.13	84.88	5.74	1670.77	50.02
7+50	47.04	3.07	104.85	5.24	1775.63	55.26
8+00	66.20	2.59	126.67	5.58	1902.29	60.84
8+50	70.60	3.44	127.06	6.26	2029.36	67.10
9+00	66.63	3.33	63.22	3.40	2092.57	70.51
9+24.75	71.30	4.10	68.55	0.88	2161.12	71.39
9+50	67.33	3.27	6.29	0.07	2167.41	71.46
9+52.36	63.99	3.25	54.03	0.88	2221.44	72.34
9+79.97	34.06	2.85	0.02	0.00	2221.46	72.34
9+80	0.01	0.00	0.00	0.00	2221.46	72.34



Drawing File: F:\27TH STREET.DWG  
 Design: JFB  
 Drawn: STAFF  
 Approved: JFB  
 Scale: NOTED

Project No. 04.05.E886 CAPITAL IMPROVEMENT PROJECT  
 27th St North from Jackson to Market  
 EARTHWORK CROSS SECTIONS  
 STA 5+64.73 to STA 9+79.97 END CONSTRUCTION

**Baughman** **Baughman Company, P.A.**  
 315 Ellis St. Wichita, KS 67211 P 316-262-7271 F 316-262-0149  
 ENGINEERING | SURVEYING | PLANNING | LANDSCAPE ARCHITECTURE