FHWA REGION NO.	STATE	PROJECT NO.	YEAR	SHEET NO.	TOTAL SHEETS
7	KANSAS	87N-0116-01	1999	34	110

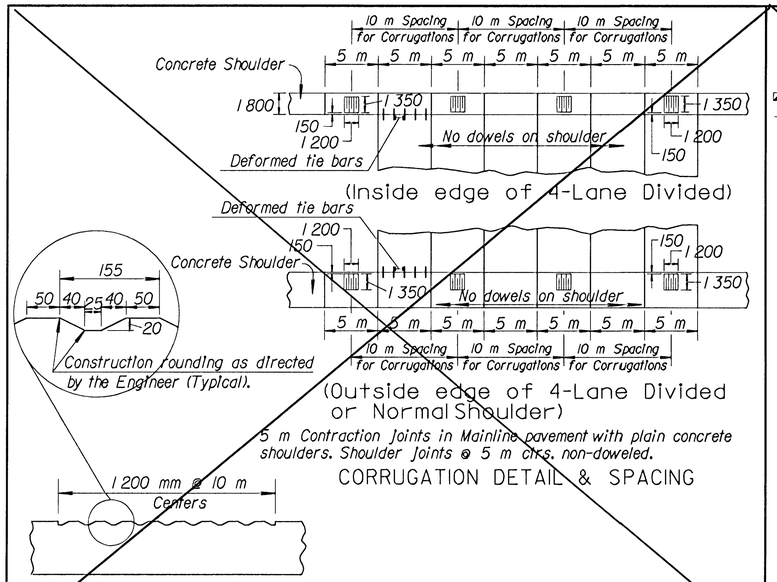

DETAILS OF CONCRETE SHOULDERS

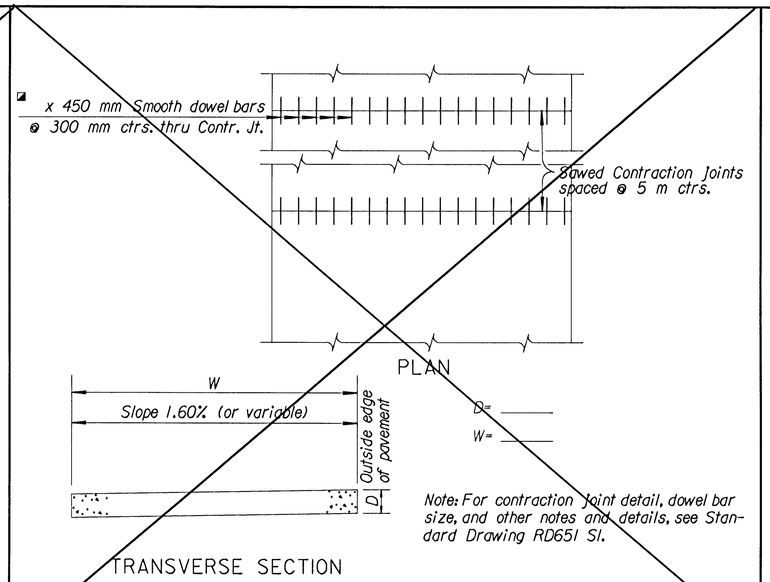

RAMP CONCRETE PAVEMENT

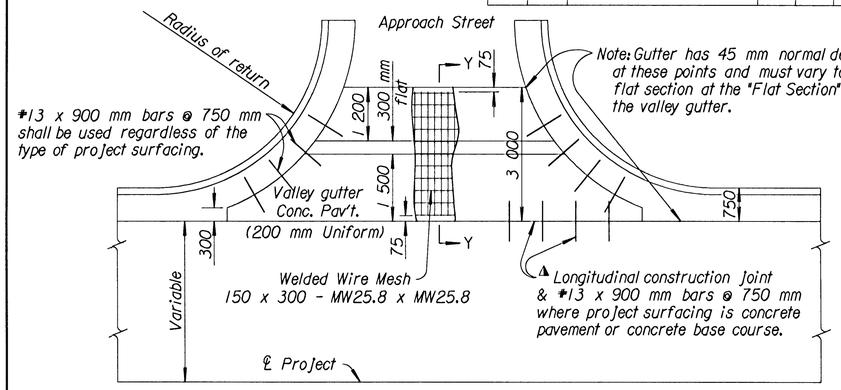

▲ Where the valley gutter does not abut concrete pavement or concrete base course, omit tie bars and Longitudinal construction Joint.

PLAN

NOTE: Valley gutter concrete pavement shall be of 200 mm uniform thickness, with welded wire mesh. Approximate mass of welded wire mesh= 2.1 kg/m².
Where valley gutter, alley, and/or entrance pavement is the only pavement on the project, Class A Concrete (AE) may be used.

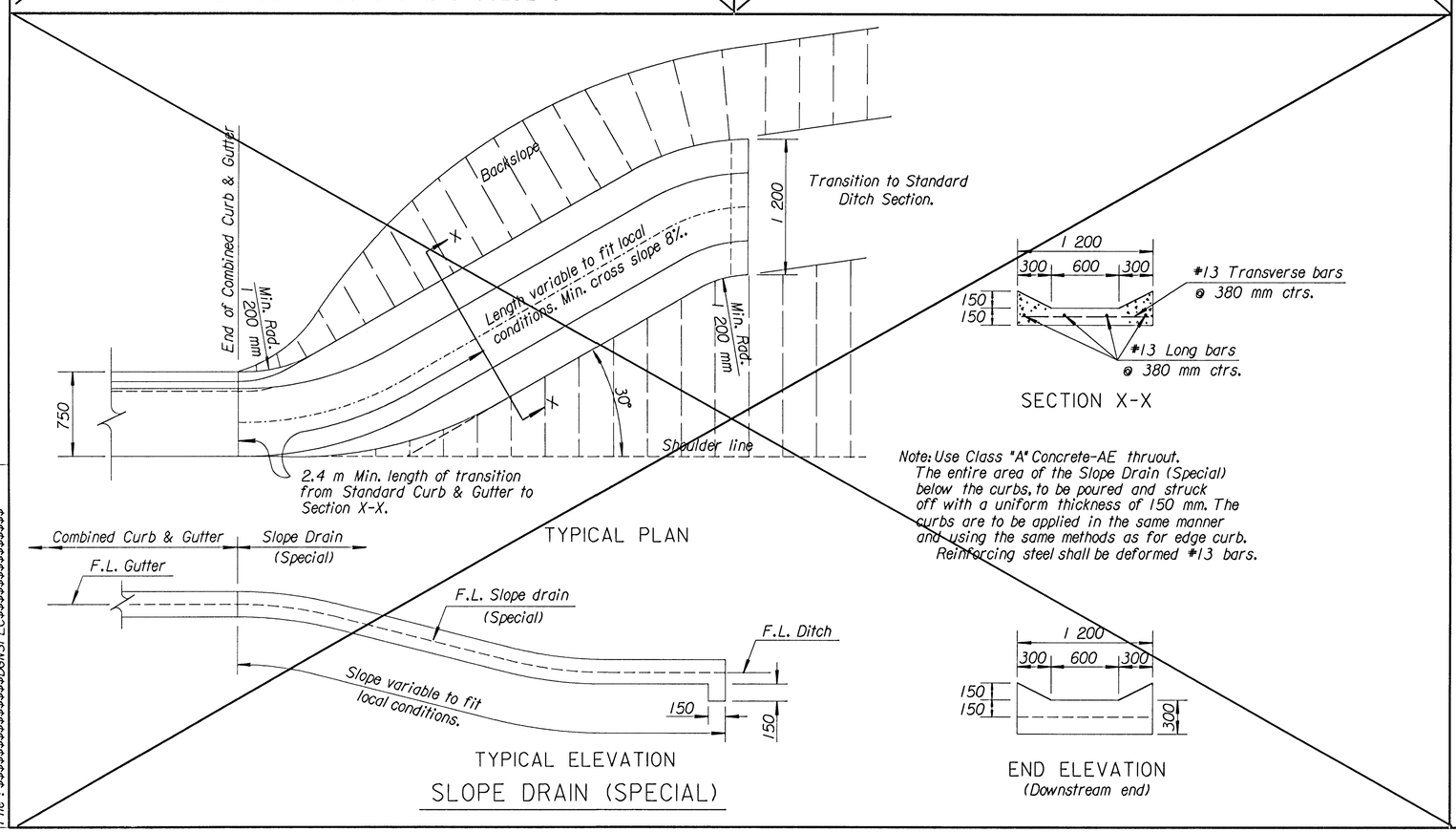

SLOPE DRAIN (SPECIAL)

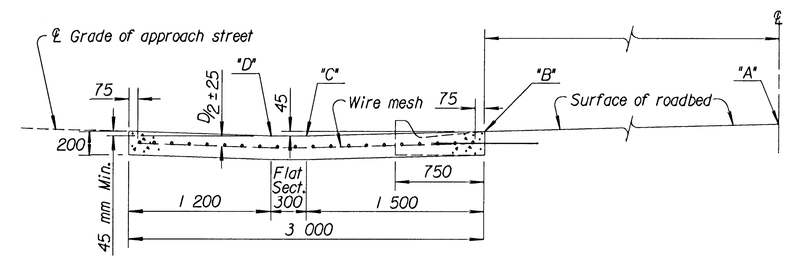

SECTION Y-Y

VALLEY GUTTER SUMMARY

Street	Station	Side	Elev. Pt. "A"	Elev. on ℄ of Approach Str. Pt. "B"	"C" & "D"	Appr. Str. Grade	m² Conc. pavt. (200 mm Uniform)
Meridian Dr.	1+416.337	Rt.	4.712	4.514	404.469	+3.673	52.54
42nd. St. N.	1+417.870	Lt.	4.692	4.569	404.524	-0.933	56.32
Bachman Dr.	1+741.081	Lt.	5.315	5.045	405.000	-5.887	89.31
Future St.	1+991.530	Rt.	4.050	3.780	403.735	+5.000	80.56
Milro	2+192.046	Lt.	4.664	4.360	404.315	-6.176	62.15
Timbercreek	2+394.716	Rt.	4.475	4.205	404.160	+7.143	80.19
Keywest	2+618.645	Lt.	4.741	4.468	404.423	-6.306	61.65

VALLEY GUTTER

REVISED 7/99

NO.	DATE	REVISIONS	BY	APP'D
3				
2	1-27-97	Revised Rebar Designation	R.J.S.	J.O.B.
1	9-13-94	Revised shoulder corrugation details	R.J.S.	J.O.B.

KANSAS DEPARTMENT OF TRANSPORTATION

CONCRETE PAVEMENT AUXILIARY DETAILS-II

~~RD681 SI~~

FHWA APPROVAL	2-18-97	APP'D. James O. Brewer	
DESIGNED	DETAILED	QUANTITIES	TRACED Bowser
DESIGN CK.	DETAIL CK.	QUAN.CK.	TRACE CK. Seltz

Drawn By : $$USERNAME$$ |Plotted : $$$$$$STIME$$$$$$
File : $$$$$$$